



US00D441985S

(12) **United States Design Patent**
Melillo

(10) **Patent No.:** **US D441,985 S**

(45) **Date of Patent:** **** May 15, 2001**

(54) **CABINET**

(75) **Inventor:** **Timothy Melillo**, Middlefield, OH (US)

(73) **Assignee:** **Kraftmaid Cabinetry, Inc.**,
Middlefield, OH (US)

(**) **Term:** **14 Years**

(21) **Appl. No.:** **29/118,229**

(22) **Filed:** **Feb. 4, 2000**

(51) **LOC (7) Cl.** **06-04**

(52) **U.S. Cl.** **D6/445**

(58) **Field of Search** D6/429, 430, 432,
D6/445, 446, 448; 312/107, 114, 198, 199,
204

(56) **References Cited**

U.S. PATENT DOCUMENTS

D. 139,268	*	10/1944	Reinecke	D6/446
D. 154,948	*	8/1949	Neville	D6/446
D. 217,558	*	5/1970	Hamilton et al.	D6/446
D. 265,957	*	8/1982	Wolf et al.	D6/446
D. 319,154	*	8/1991	Powell	D6/448
D. 334,490	*	4/1993	Johnson	D6/430

D. 378,030	*	2/1997	Palka	D6/445
D. 378,880	*	4/1997	Palka	D6/445
D. 416,708	*	11/1999	Walker	D6/429

OTHER PUBLICATIONS

Ikea, Adel Cabinet, p. 120, 1997.*
Ikea, Version Cabinet, p. 254, 1998.*
Furniture Today, Gautier Cabinet, p. 194, Apr. 27, 1998.*

* cited by examiner

Primary Examiner—Cathron Brooks

(74) *Attorney, Agent, or Firm*—Edgar A. Zarins; Lloyd D. Doigan

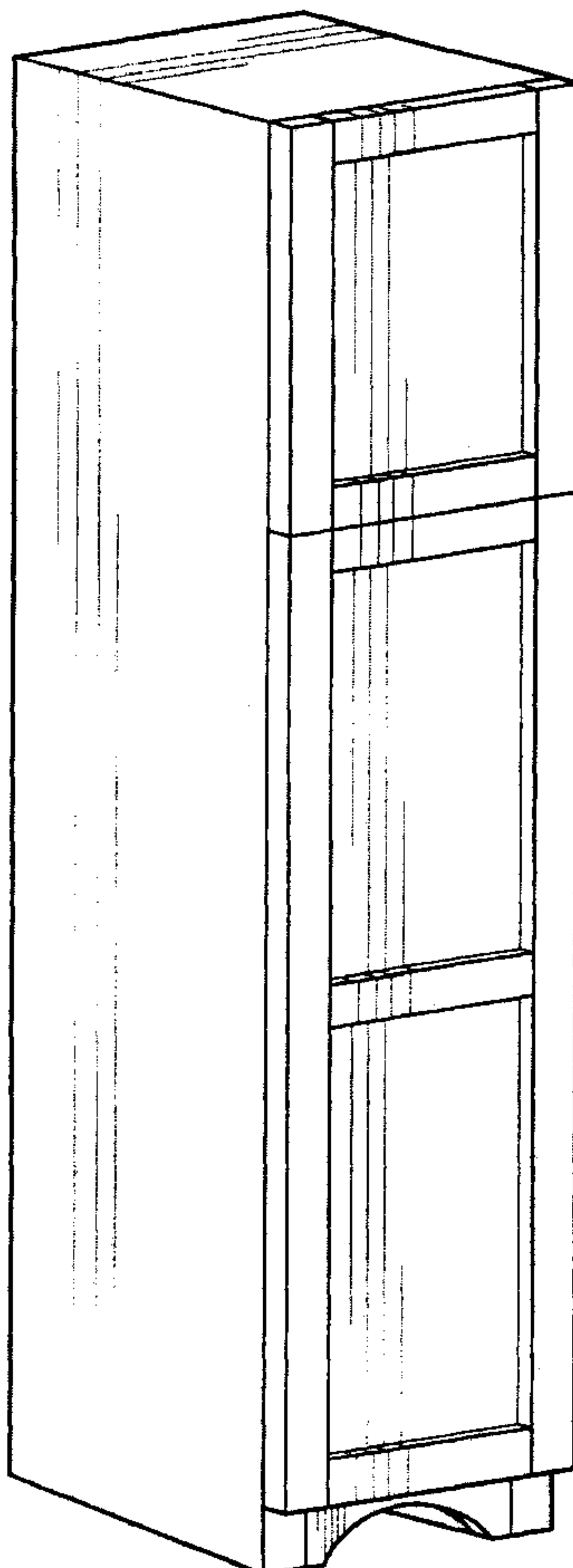
(57) **CLAIM**

The ornamental design for a cabinet, as shown and described.

DESCRIPTION

FIG. 1 is a perspective view of a cabinet showing my design; FIG. 2 is a front elevational view thereof; FIG. 3 is a top plan thereof; and, FIG. 4 is a right side view thereof, the opposite side being a mirror image of the side shown.

1 Claim, 2 Drawing Sheets



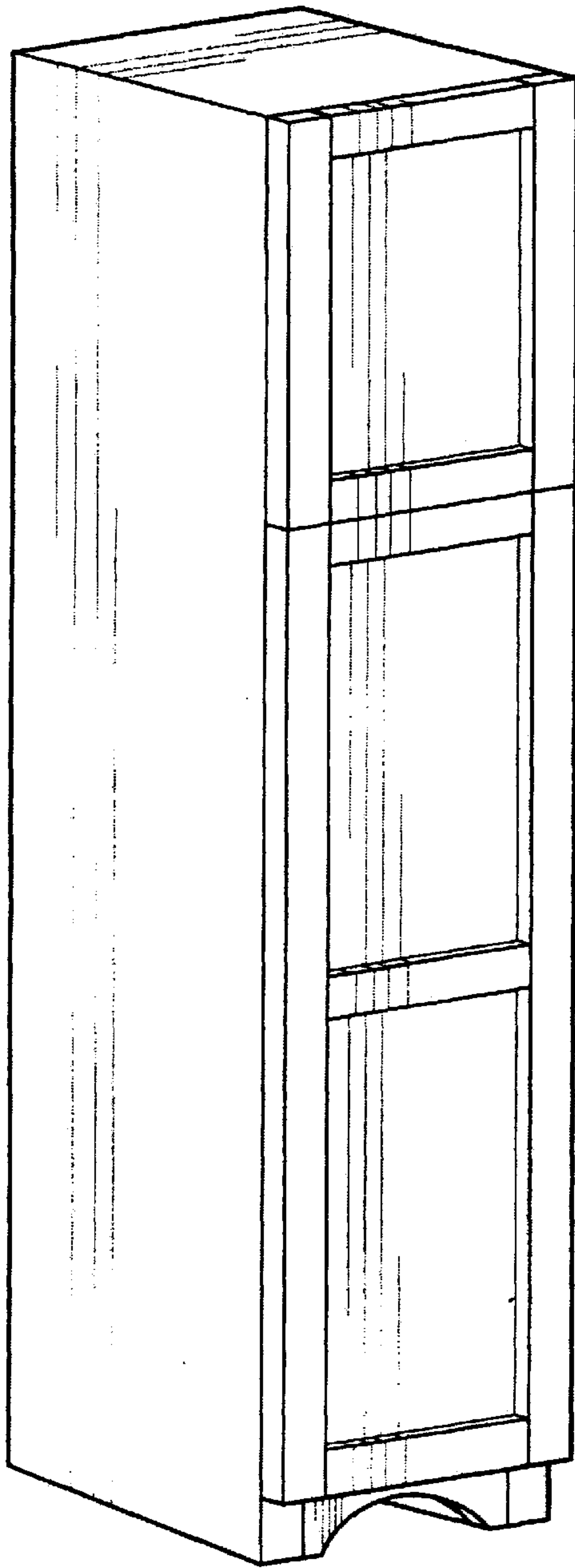


Fig-1




Fig-2




Fig-3




Fig-4