



US00D441980S

(12) **United States Design Patent**
McDaniel et al.

(10) **Patent No.:** **US D441,980 S**

(45) **Date of Patent:** **** May 15, 2001**

(54) **BED**

(75) **Inventors:** **Thomas M. McDaniel; D. Scott Coley,**
both of Morganton, NC (US)

(73) **Assignee:** **Bernhardt, L.L.C.,** Lenoir, NC (US)

(**) **Term:** **14 Years**

(21) **Appl. No.:** **29/131,083**

(22) **Filed:** **Oct. 13, 2000**

(51) **LOC (7) Cl.** **06-01**

(52) **U.S. Cl.** **D6/393**

(58) **Field of Search** D6/382-389, 392-395,
D6/505-508; 5/53.1, 279.1, 280, 281, 907,
310

(56) **References Cited**

U.S. PATENT DOCUMENTS

D. 1,190	7/1860	Cambridge, Jr. .	
D. 2,278	3/1866	Cambridge, Jr. .	
D. 67,164	4/1925	Stuart .	
D. 81,340	6/1930	Kindel .	
D. 345,263	3/1994	Keller	D6/389
D. 345,659	4/1994	Ferguson	D6/382
D. 349,614	8/1994	Ferguson	D6/393
D. 353,950	1/1995	Ferguson	D6/382
D. 366,162	1/1996	Paus	D6/382
D. 371,253	7/1996	Keller	D6/389
D. 373,259	9/1996	Keller	D6/393
D. 376,054 *	12/1996	Bergelin	D6/389
D. 408,647	4/1999	Zaidman	D6/393

D. 421,347	3/2000	O'Hare	D6/393
D. 421,855	3/2000	McDaniel et al.	D6/393
D. 423,245	4/2000	McDaniel et al.	D6/389
D. 427,449	7/2000	O'Hare	D6/389

OTHER PUBLICATIONS

Woodward and Lothrop Directions, Aug. 1991, front cover.*
Thomasville, Salem Tavern, Feb. 1986, p. 3, bed.*
Photocopy of a bed by Phyllis Morris, undated.

* cited by examiner

Primary Examiner—Janice E. Seeger

(74) *Attorney, Agent, or Firm*—Rhodes & Mason, PLLC

(57) **CLAIM**

The ornamental design for a bed, as shown and described.

DESCRIPTION

FIG. 1 is a left front perspective view of a bed showing my new design;

FIG. 2 is a front elevational view of a headboard and footboard;

FIG. 3 is a side elevational view, the opposite side being a mirror image thereof;

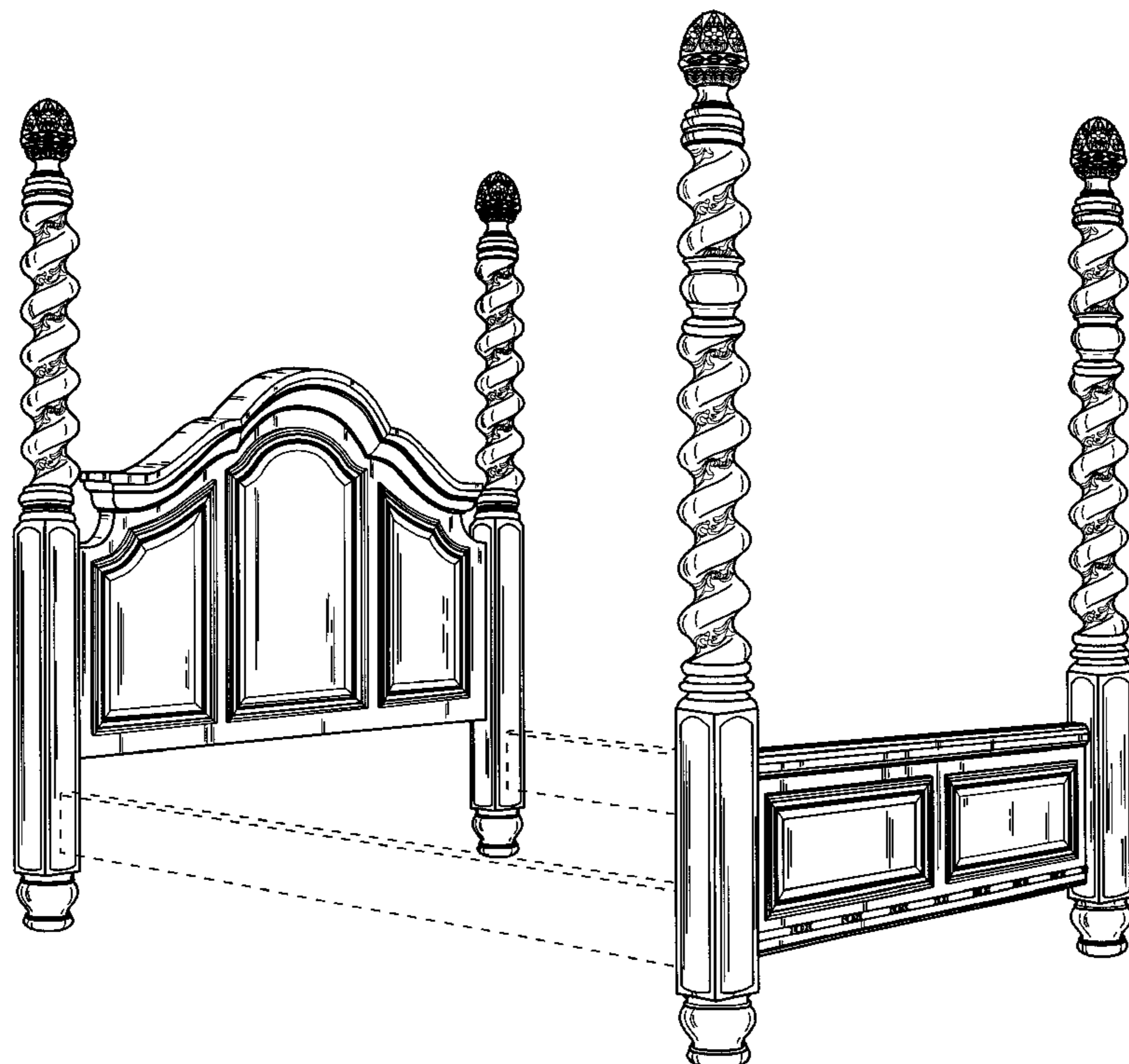
FIG. 4 is a front elevational view of the headboard;

FIG. 5 is a front elevational view of the footboard; and,

FIG. 6 is a rear perspective view looking at the footboard from the inside.

The broken lines showing the bed rails is for illustrative purposes only and forms no part of the claimed design.

1 Claim, 6 Drawing Sheets



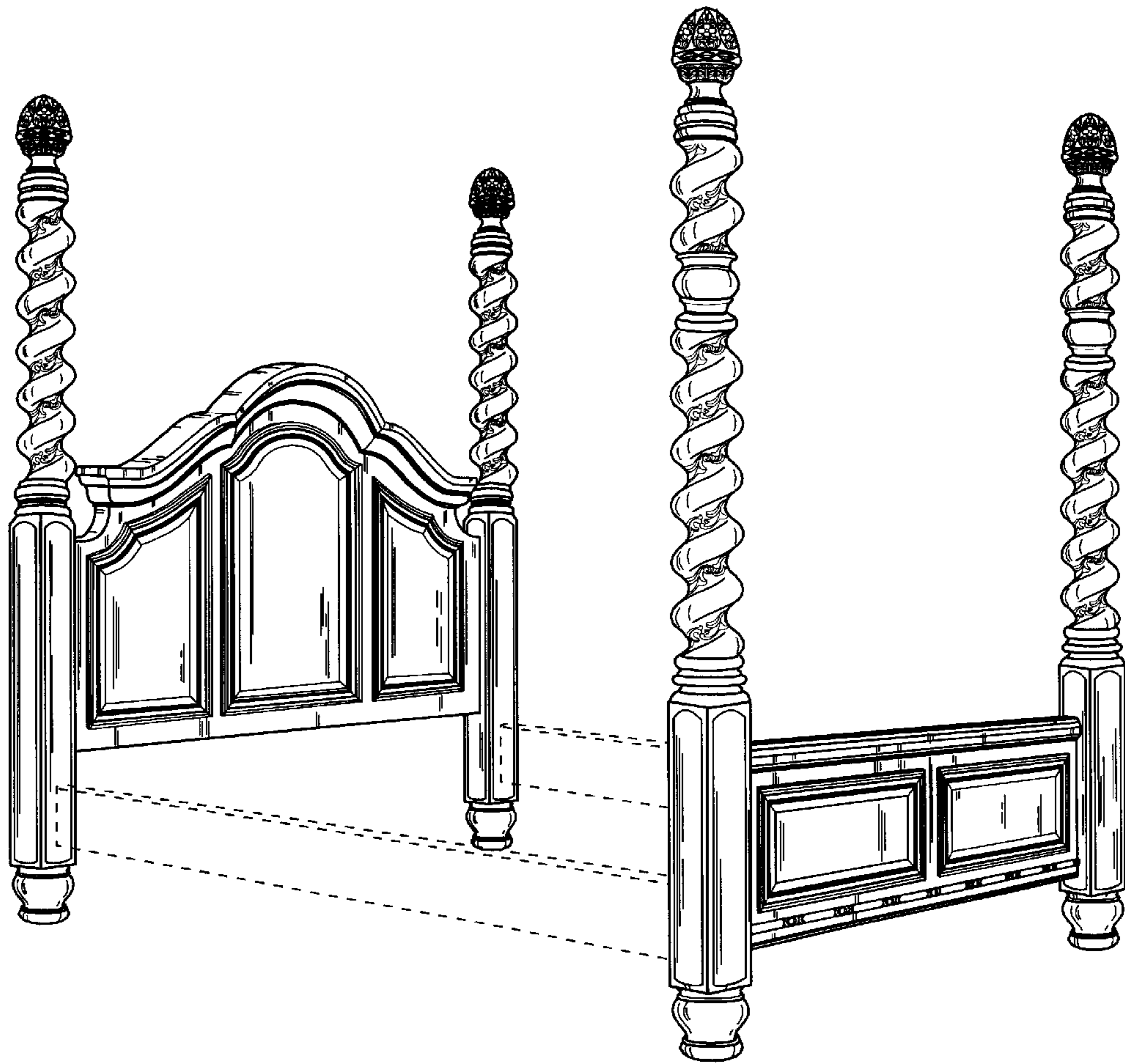


FIG. 1




FIG.2

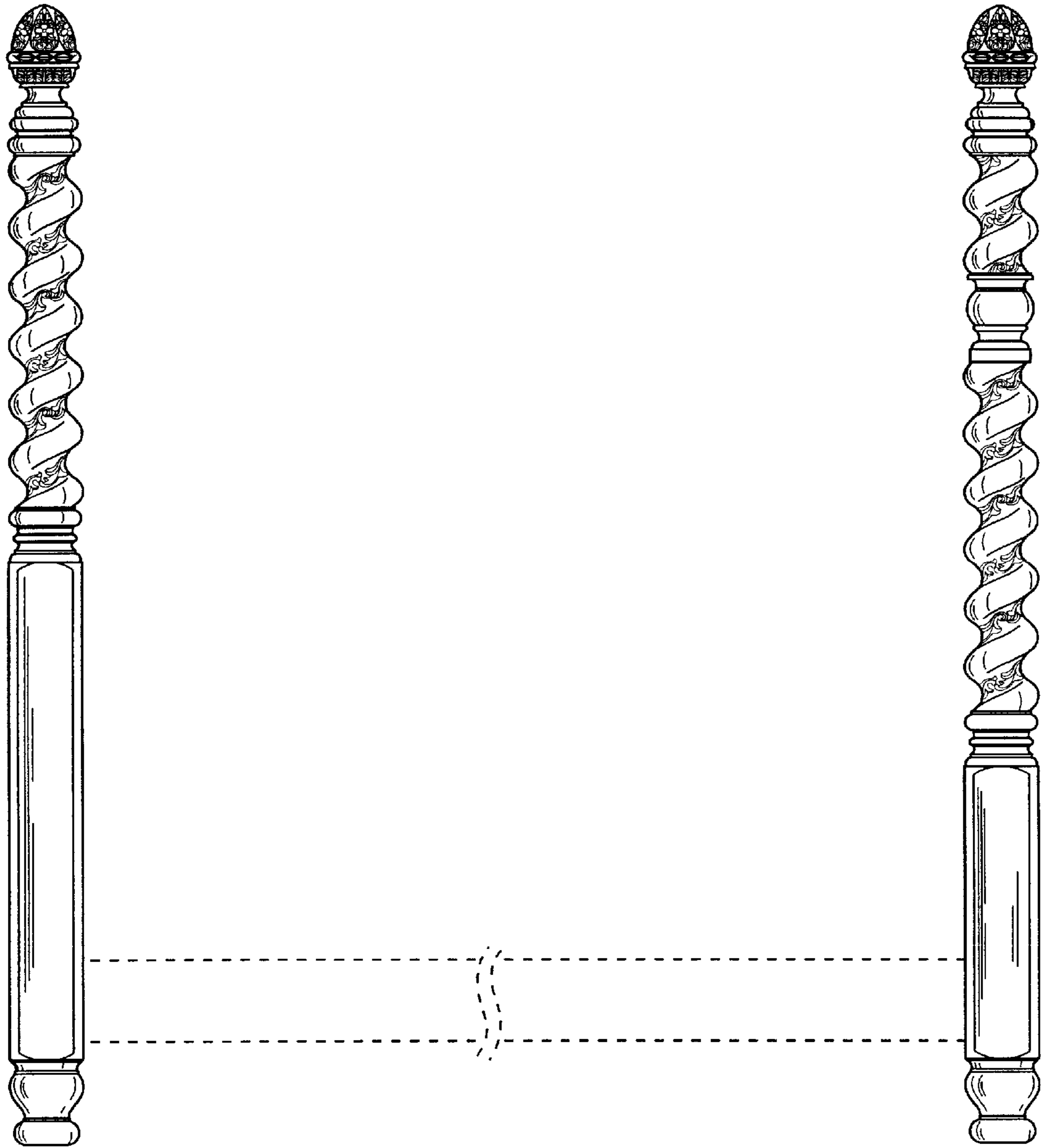


FIG.3




FIG. 4




FIG.5

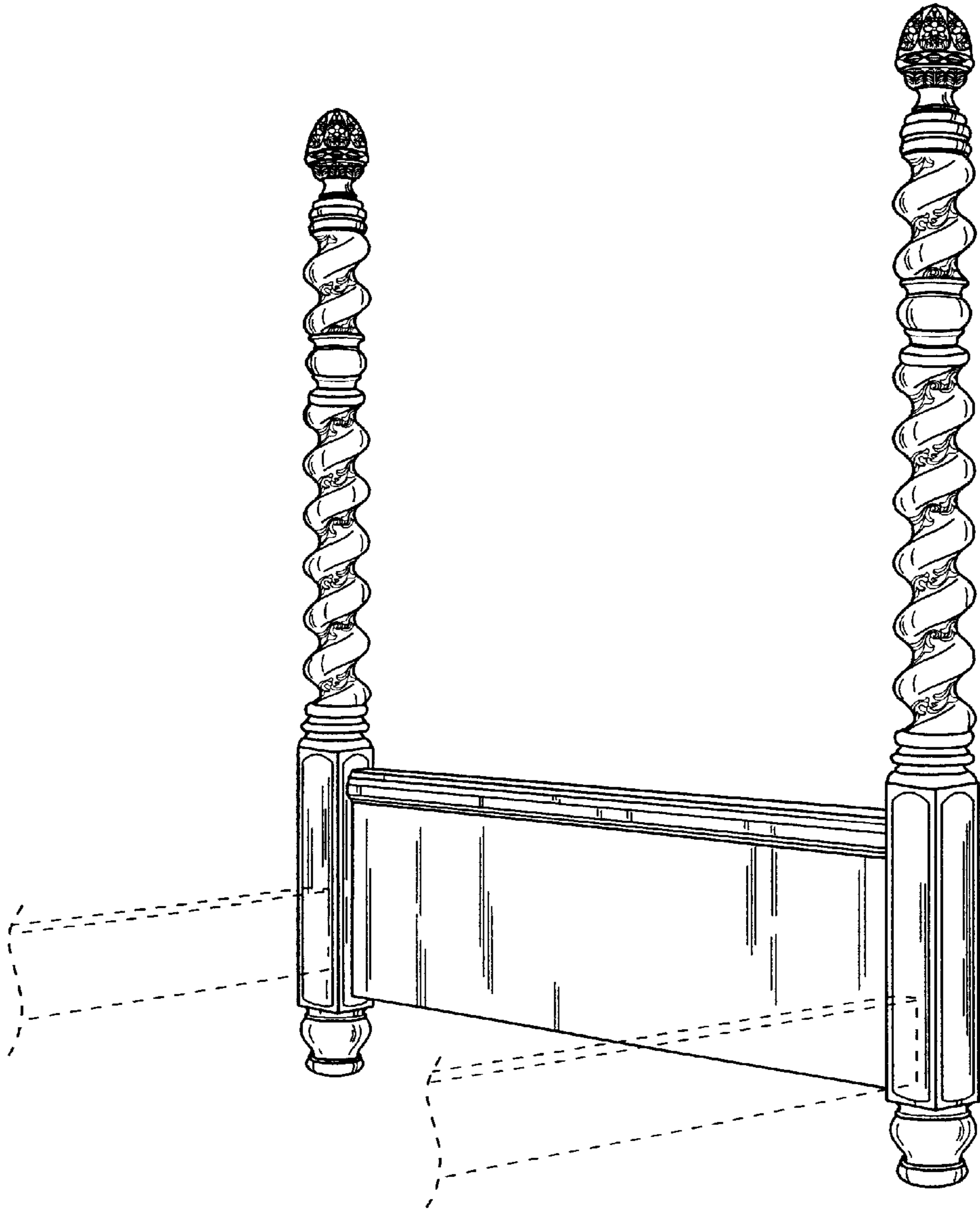


FIG.6