



US00D441979S

(12) **United States Design Patent**
Watson

(10) **Patent No.:** **US D441,979 S**

(45) **Date of Patent:** **** May 15, 2001**

(54) **SEAT**

(76) **Inventor:** **Ronald Neal Watson**, 1005 S. 16th,
Fort Smith, AR (US) 72901

(**) **Term:** **14 Years**

(21) **Appl. No.:** **29/122,332**

(22) **Filed:** **Apr. 21, 2000**

(51) **LOC (7) Cl.** **06-01**

(52) **U.S. Cl.** **D6/381; D6/334**

(58) **Field of Search** D6/334, 335, 364,
D6/371, 381, 500, 501, 502; 5/12.1; 297/232,
445.1

(56) **References Cited**

U.S. PATENT DOCUMENTS

D. 317,989	*	7/1991	Christa et al.	D6/381
D. 365,697	*	1/1996	Hutton	D6/381
D. 381,527	*	7/1997	Williams	D6/381
D. 399,073	*	10/1998	Natuzzi et al.	D6/381
D. 399,360	*	10/1998	Natuzzi et al.	D6/381
D. 399,361	*	10/1998	Natuzzi et al.	D6/381
D. 400,719	*	11/1998	Gera	D6/334

D. 410,344	*	6/1999	Lewis et al.	D6/381
D. 411,385	*	6/1999	Christa et al.	D6/381

OTHER PUBLICATIONS

Schweiger, #04868 sofa, Love seat and chair.*

* cited by examiner

Primary Examiner—Gary D. Watson

(57) **CLAIM**

The ornamental design for a seat, as shown and described.

DESCRIPTION

FIG. 1 is a perspective view of a first embodiment of a seat showing my new design in the form of a sofa;

FIG. 2 is a front view thereof;


FIG. 3 is a top plan view thereof;

FIG. 4 is a right side elevational view thereof;

FIG. 5 is a front view of a second embodiment of a seat in the form of a love seat; and,

FIG. 6 is a front view of a third embodiment of a seat in the form of a chair.

1 Claim, 3 Drawing Sheets






FIG. 1.

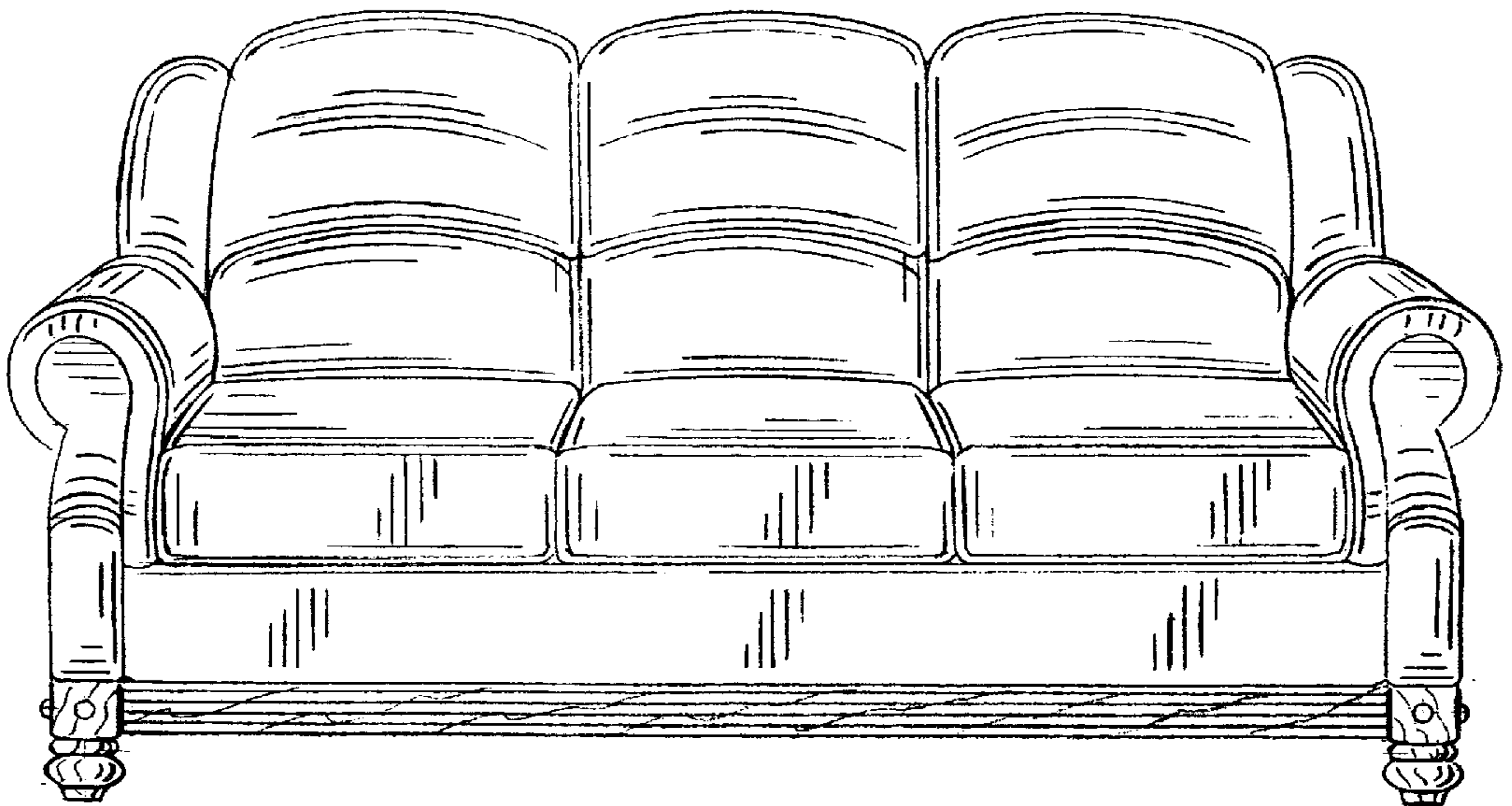


FIG. 2.




FIG. 3.




FIG. 4.




FIG. 5.




FIG. 6.