



US00D441975S

(12) **United States Design Patent**  
**McDaniel et al.**

(10) **Patent No.:** **US D441,975 S**

(45) **Date of Patent:** **\*\* May 15, 2001**

(54) **CHAIR**

(75) Inventors: **Thomas M. McDaniel; D. Scott Coley,**  
both of Morganton, NC (US)

(73) Assignee: **Bernhardt, L.L.C.,** Lenoir, NC (US)

(\*\*) Term: **14 Years**

(21) Appl. No.: **29/131,008**

(22) Filed: **Oct. 12, 2000**

(51) **LOC (7) Cl.** ..... **06-01**

(52) **U.S. Cl.** ..... **D6/379; D6/334**

(58) **Field of Search** ..... D6/334, 358, 374,  
D6/375, 379, 380, 500, 501, 502; 297/445.1,  
446.1

(56) **References Cited**

**U.S. PATENT DOCUMENTS**

D. 6,236	11/1872	Denyven .	
D. 66,697	* 2/1925	McCargar .....	D6/379
D. 84,514	6/1931	Brown .	
D. 84,860	* 8/1931	Tucker .....	D6/379
D. 94,779	* 3/1935	Raventos .....	D6/379
D. 257,921	* 1/1981	Smith, Jr. ....	D6/379
D. 284,239	* 6/1986	Albanese .....	D6/380
D. 336,793	6/1993	Claman .....	D6/379
D. 351,511	10/1994	Ferguson .....	D6/379
D. 364,046	* 11/1995	Keller .....	D6/379
D. 364,743	* 12/1995	Lewis .....	D6/334
D. 369,919	* 5/1996	Lenger .....	D6/379 X
D. 385,424	10/1997	Chandler .....	D6/358

D. 409,851	* 5/1999	Hutton .....	D6/379
D. 417,967	12/1999	O'Hare .....	D6/370
D. 430,418	* 9/2000	O'Hare .....	D6/379
4,577,906	3/1986	Hsiung .....	297/440

**OTHER PUBLICATIONS**

Nic.Liesenbein's Sons, p. 10, chair #3064 at left.\*  
Karpen Furniture, p. 10, chair #50149-MC at top right,  
©1925.\*  
Chairs + Couches, by Curtis, p. 67, chair at Top left,  
©1977.\*  
Photocopy of a chair from an unknown publication, undated.  
Photocopy of a chair from an unknown publication, undated.

\* cited by examiner

*Primary Examiner*—Gary D. Watson

(74) *Attorney, Agent, or Firm*—Rhodes + Mason, PLLC

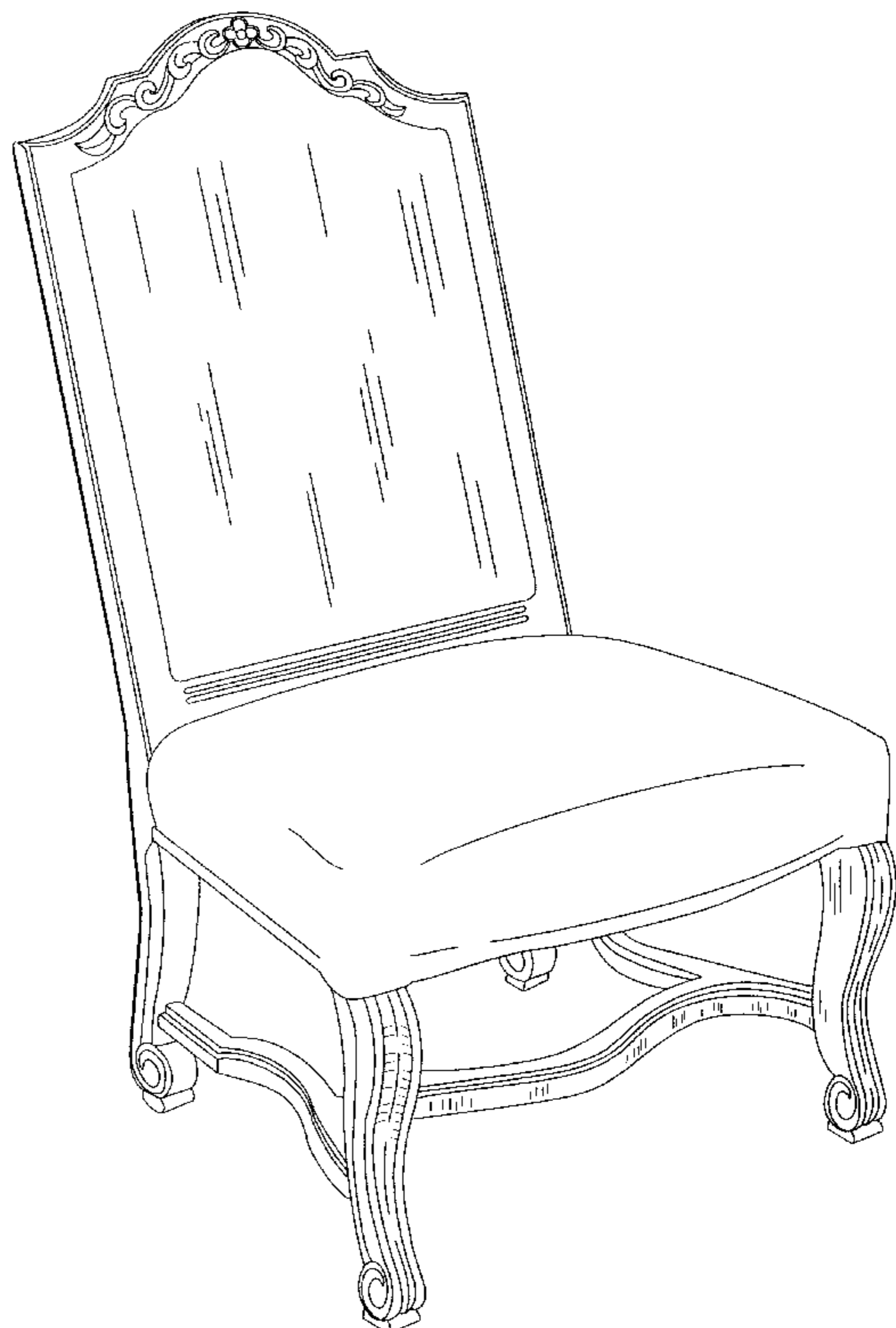
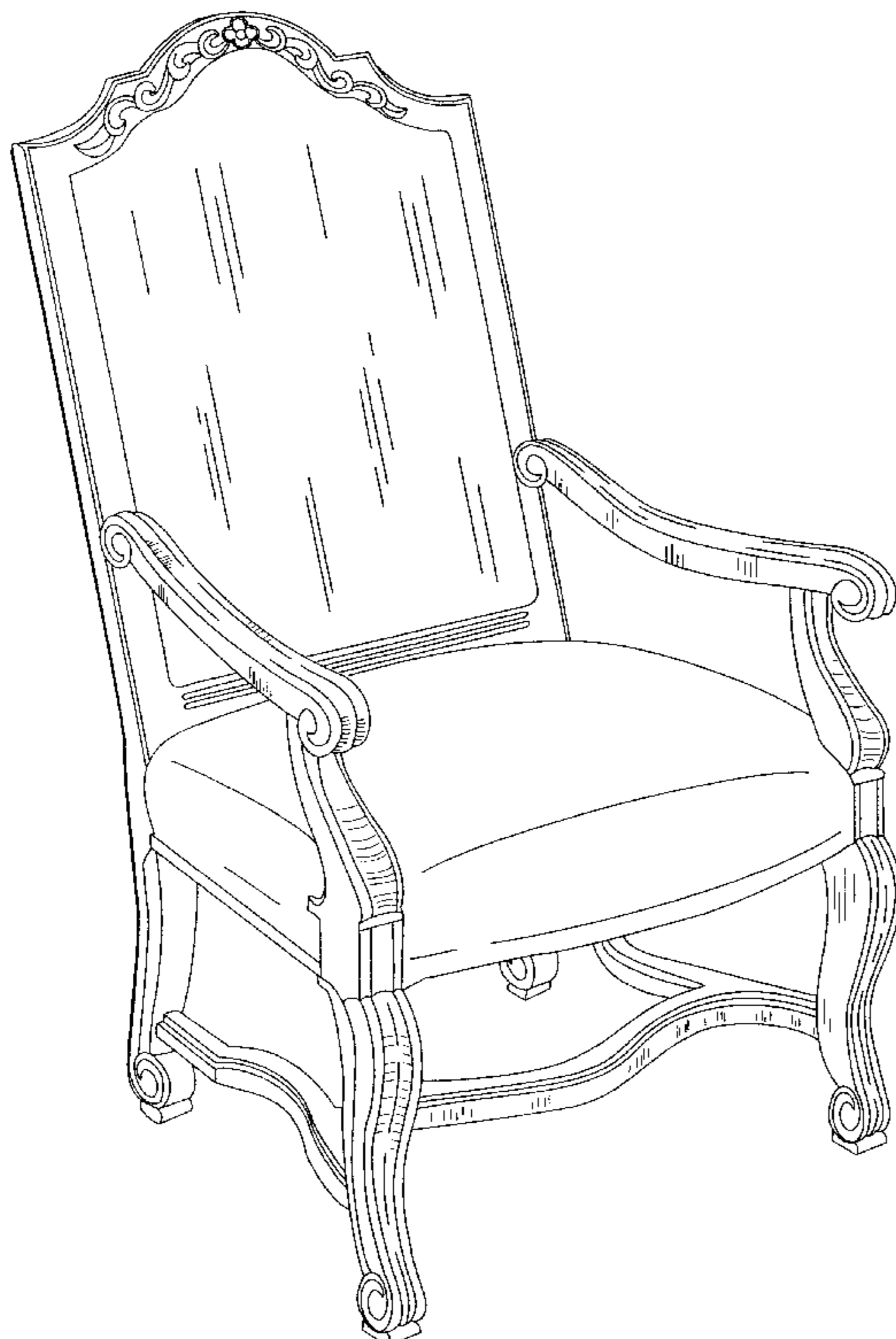
(57) **CLAIM**

The ornamental design for a chair, as shown and described.

**DESCRIPTION**

FIG. 1 is a front perspective view of a chair showing my new design;  
FIG. 2 is a front elevational view thereof;  
FIG. 3 is a side view, the opposite side being a mirror image thereof;  
FIG. 4 is a back view; and,  
FIG. 5 is a perspective view of a second embodiment of the chair wherein the sole difference is the absence of armrest members.

**1 Claim, 5 Drawing Sheets**



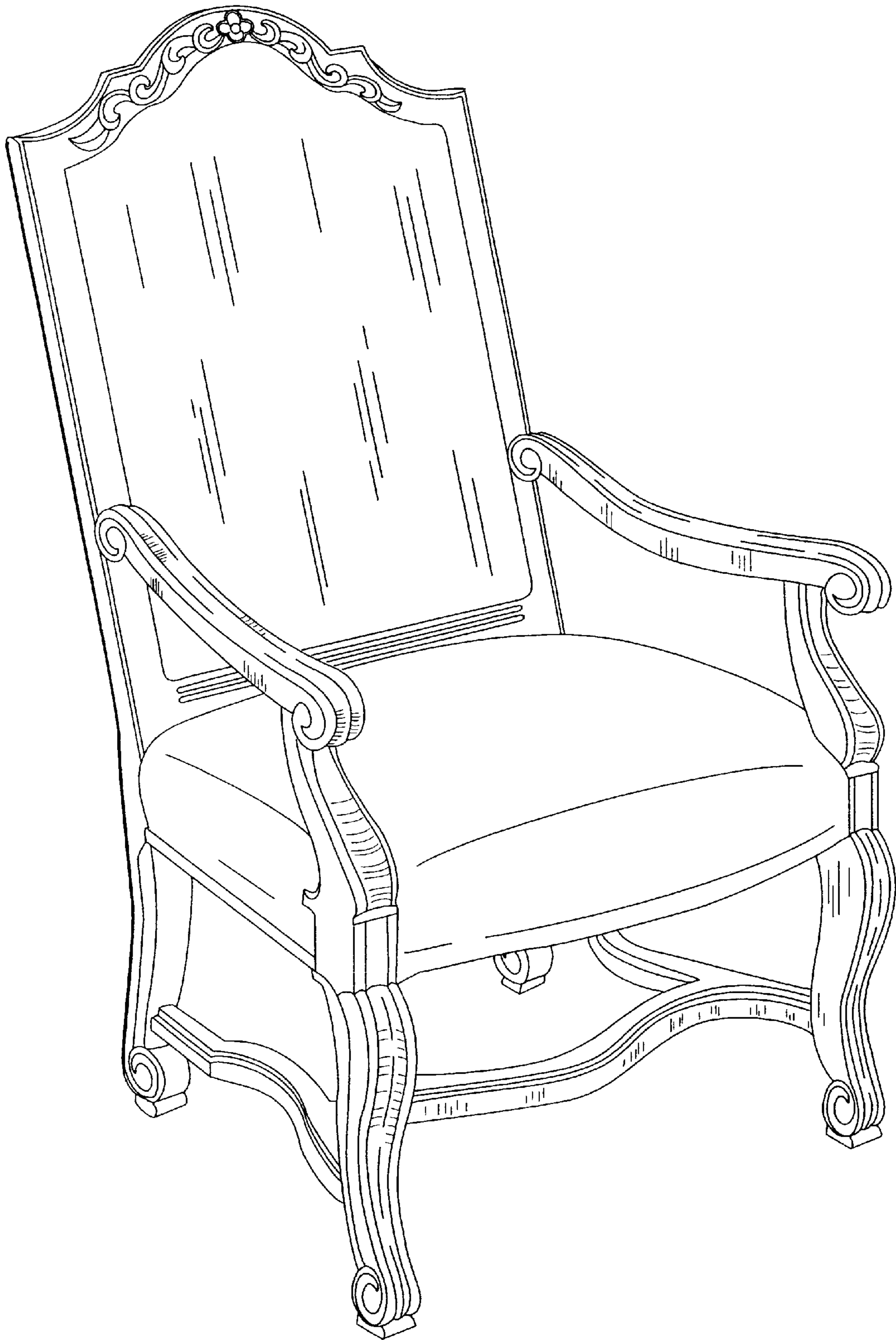


Fig.1

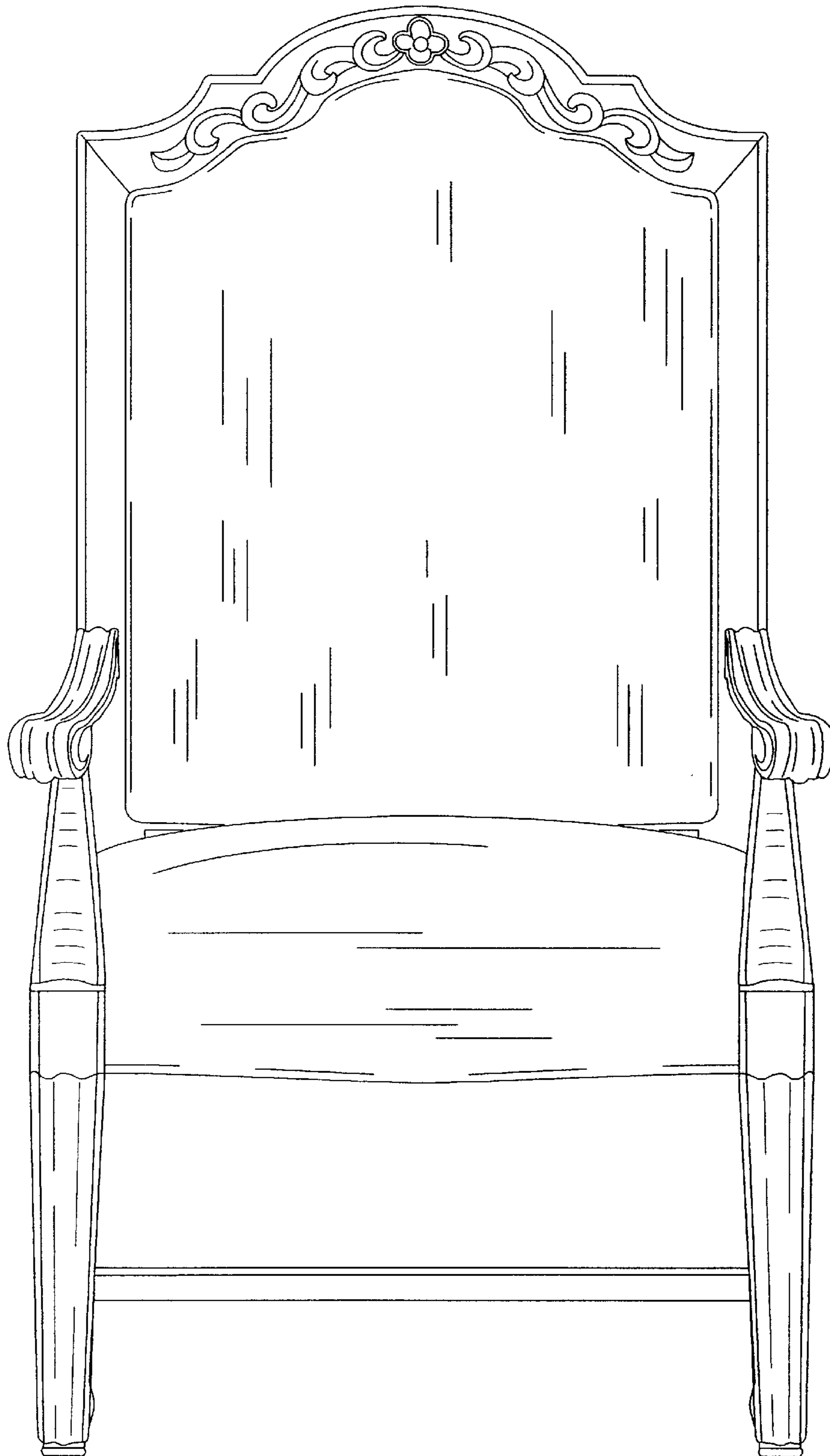


Fig.2




Fig.3

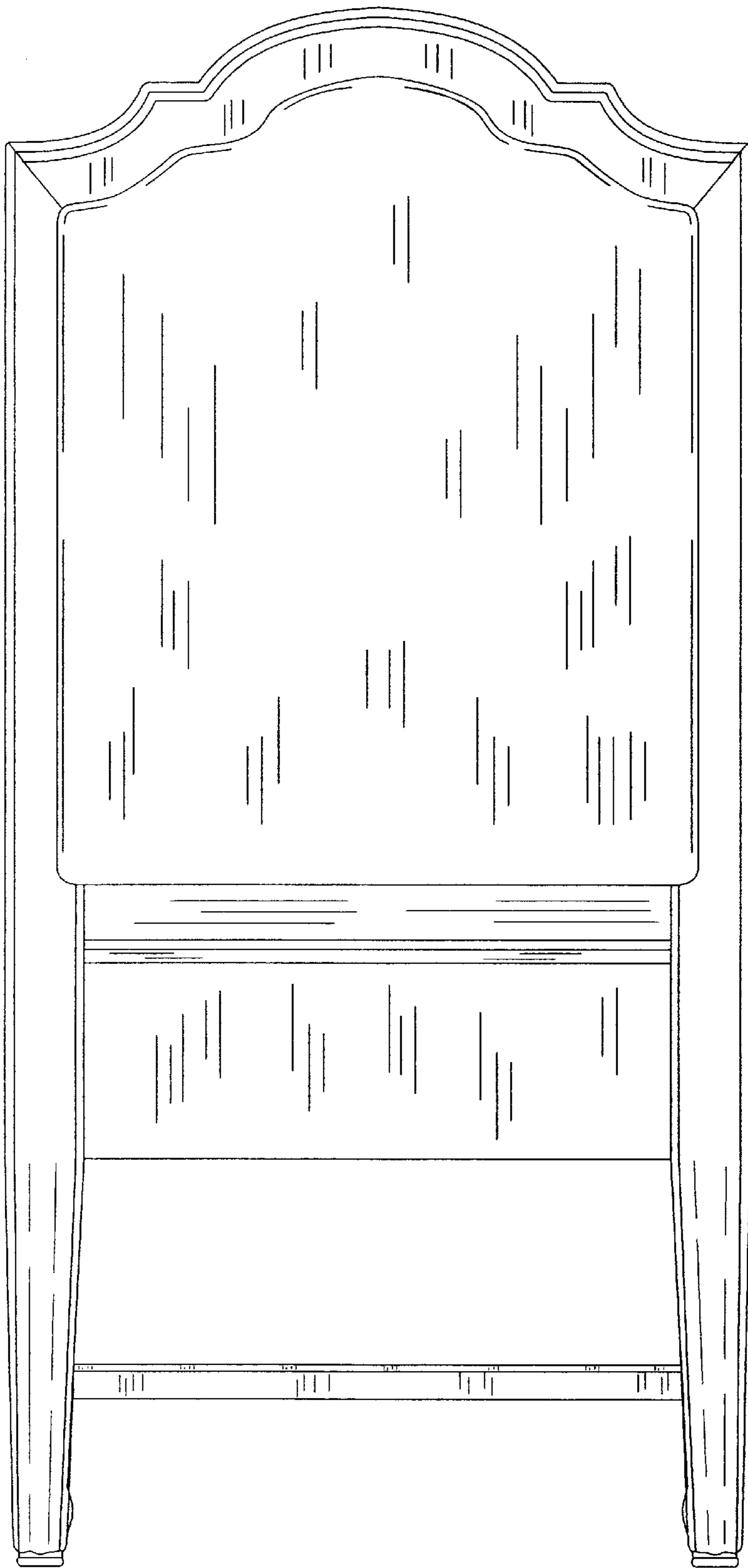


Fig.4




Fig.5