



US00D441957S

(12) **United States Design Patent**
Kelly

(10) **Patent No.:** **US D441,957 S**

(45) **Date of Patent:** **** May 15, 2001**

(54) **SIDE PIECE ARRANGEMENT OF A BEVERAGE CONTAINER CASE**

(75) Inventor: **Daniel E. Kelly**, Brookfield, WI (US)

(73) Assignee: **Tulip Corporation**, Milwaukee, WI (US)

(**) Term: **14 Years**

4,700,836	10/1987	Hammett .
4,899,874	2/1990	Apps et al. .
4,930,643	6/1990	Flum .
4,940,150	7/1990	Spengler .
4,944,400	7/1990	Van Onstein et al. .
4,981,224	1/1991	Rushing .
5,158,187	10/1992	Taub .
5,184,748	2/1993	Apps .
5,335,814	8/1994	Hepp .

(21) Appl. No.: **29/091,028**

(22) Filed: **Jul. 22, 1998**

FOREIGN PATENT DOCUMENTS

1.382.427 11/1964 (FR) .

Related U.S. Application Data

(63) Continuation of application No. 29/059,659, filed on Jun. 28, 1996, now Pat. No. Des. 398,152, which is a continuation of application No. 29/031,180, filed on Nov. 21, 1994, now Pat. No. Des. 371,239.

(51) **LOC (7) Cl.** **03-99**

(52) **U.S. Cl.** **D3/318**

(58) **Field of Search** D3/304, 307-314, D3/318; D9/424, 434; 206/427, 503-507, 509; 220/23.6, 660, 669, 674-676, 913, DIG. 2, DIG. 12, DIG. 15

OTHER PUBLICATIONS

Cardboard Coke II can carton.

* cited by examiner

Primary Examiner—Dominic Simone
(74) *Attorney, Agent, or Firm*—Foley & Lardner

(57) **CLAIM**

I claim the ornamental design for the side piece arrangement of a beverage container case, as shown and described.

(56) **References Cited**

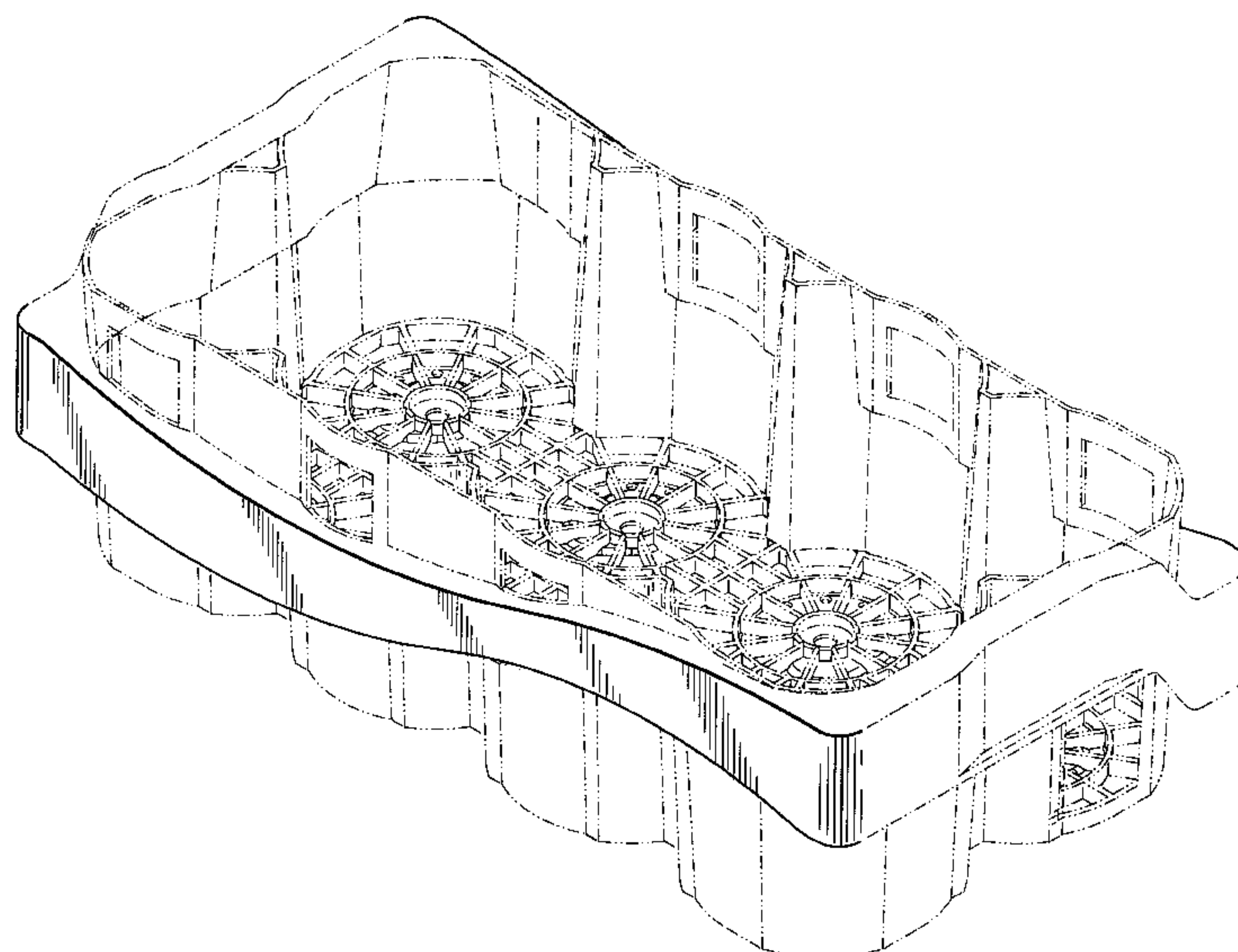
U.S. PATENT DOCUMENTS

D. 231,089	4/1974	Hill .	
D. 311,624	10/1990	O'Leary et al. .	
D. 329,932	9/1992	Apps .	
D. 351,731	10/1994	Bustos et al. .	
D. 356,679	3/1995	Apps et al. .	
D. 371,239	* 7/1996	Kelly	D3/318
D. 398,152	* 9/1998	Kelly	D3/304
3,964,810	6/1976	Murphy .	
4,199,069	4/1980	Talarico .	
4,344,530	8/1982	deLarosiere .	
4,410,099	10/1983	deLarosiere .	
4,467,927	8/1984	Nathan .	
4,621,740	11/1986	Lang .	

DESCRIPTION

FIG. 1 is a perspective view of the side piece arrangement of a beverage container case configured to hold multiple beverage containers;
FIG. 2 is a side view of the arrangement with the opposite side of the arrangement being the same as that shown on FIG. 2;
FIG. 3 is a top view of the arrangement;
FIG. 4 is an end view of the arrangement with the opposite end of the arrangement being the same as that shown in FIG. 4;
FIG. 5 is a bottom view of the arrangement; and,
FIG. 6 is a side view of three cases in a stacked or nested configuration.

1 Claim, 6 Drawing Sheets



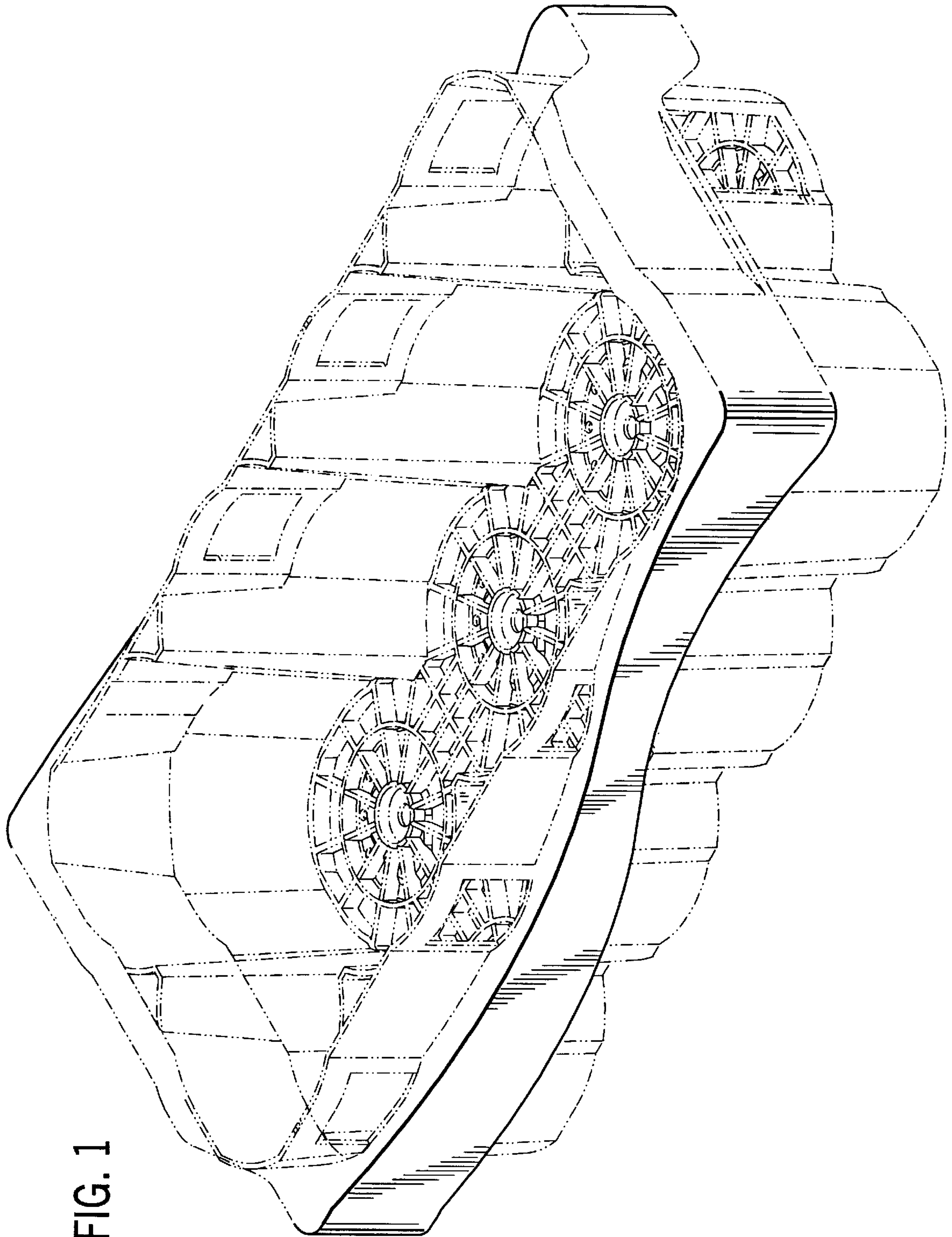
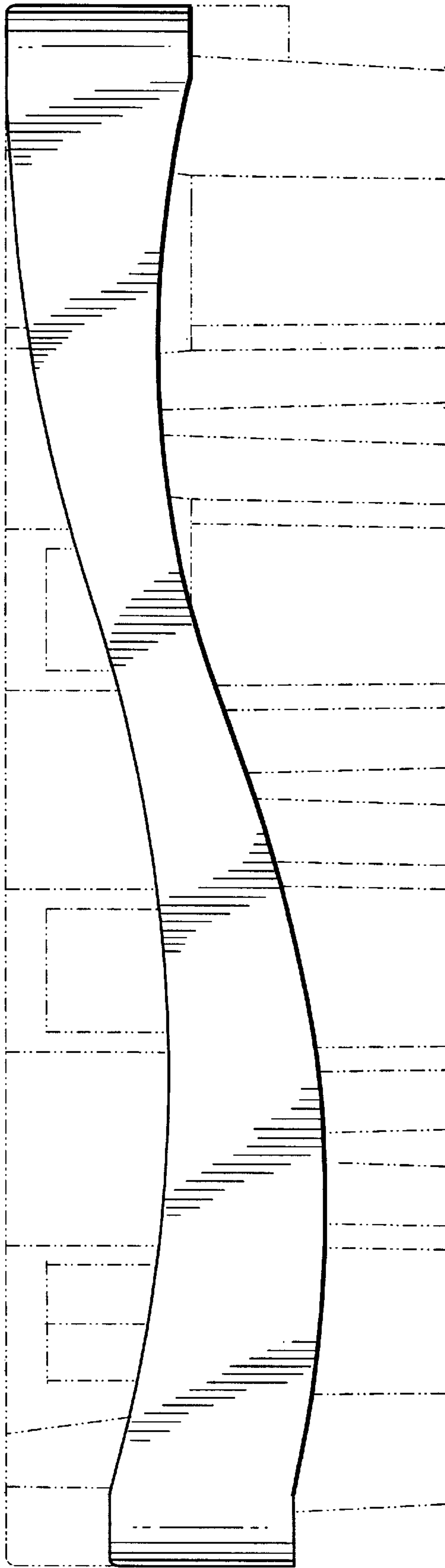


FIG. 1

FIG. 2




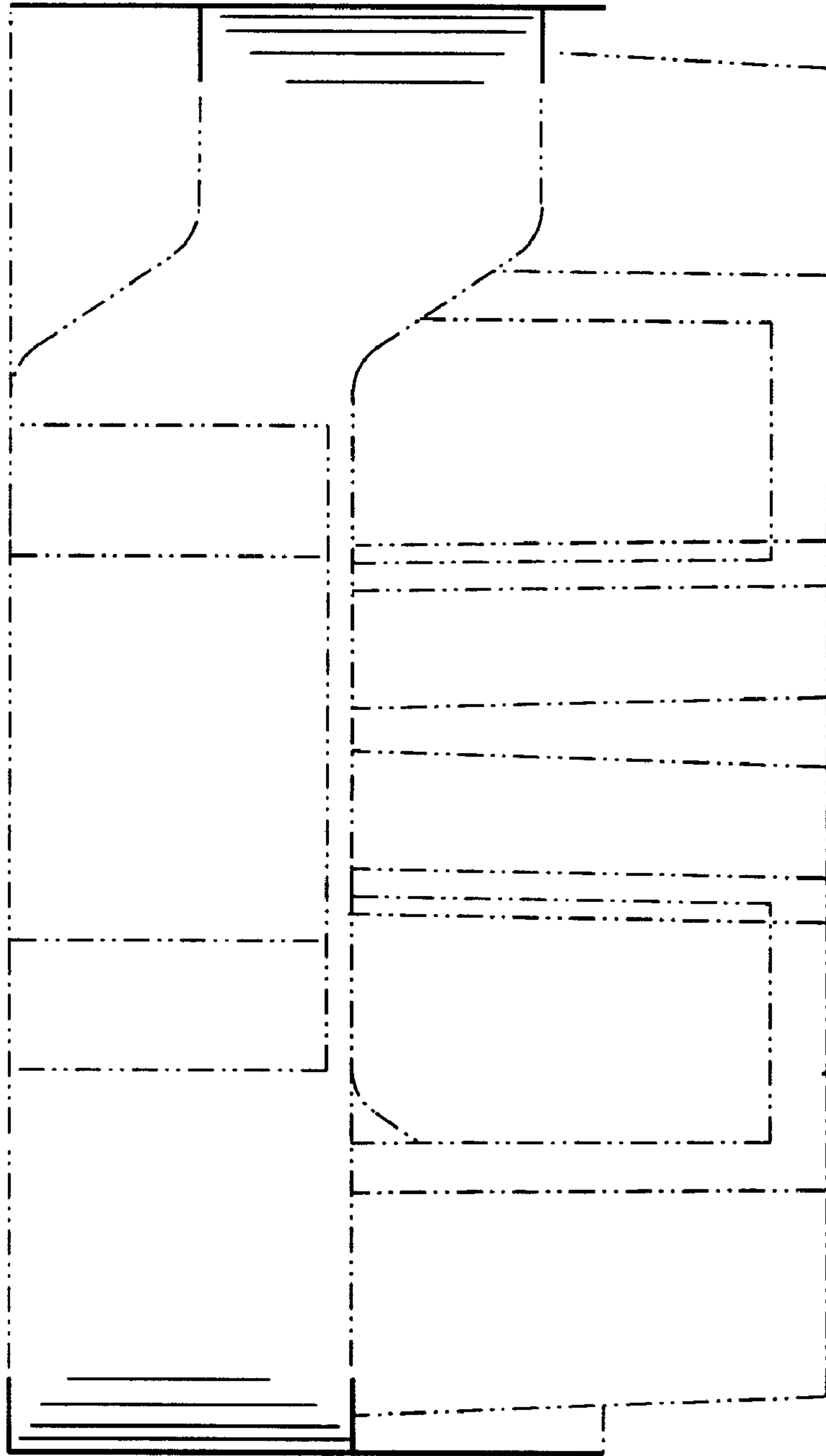


FIG. 3

FIG. 4



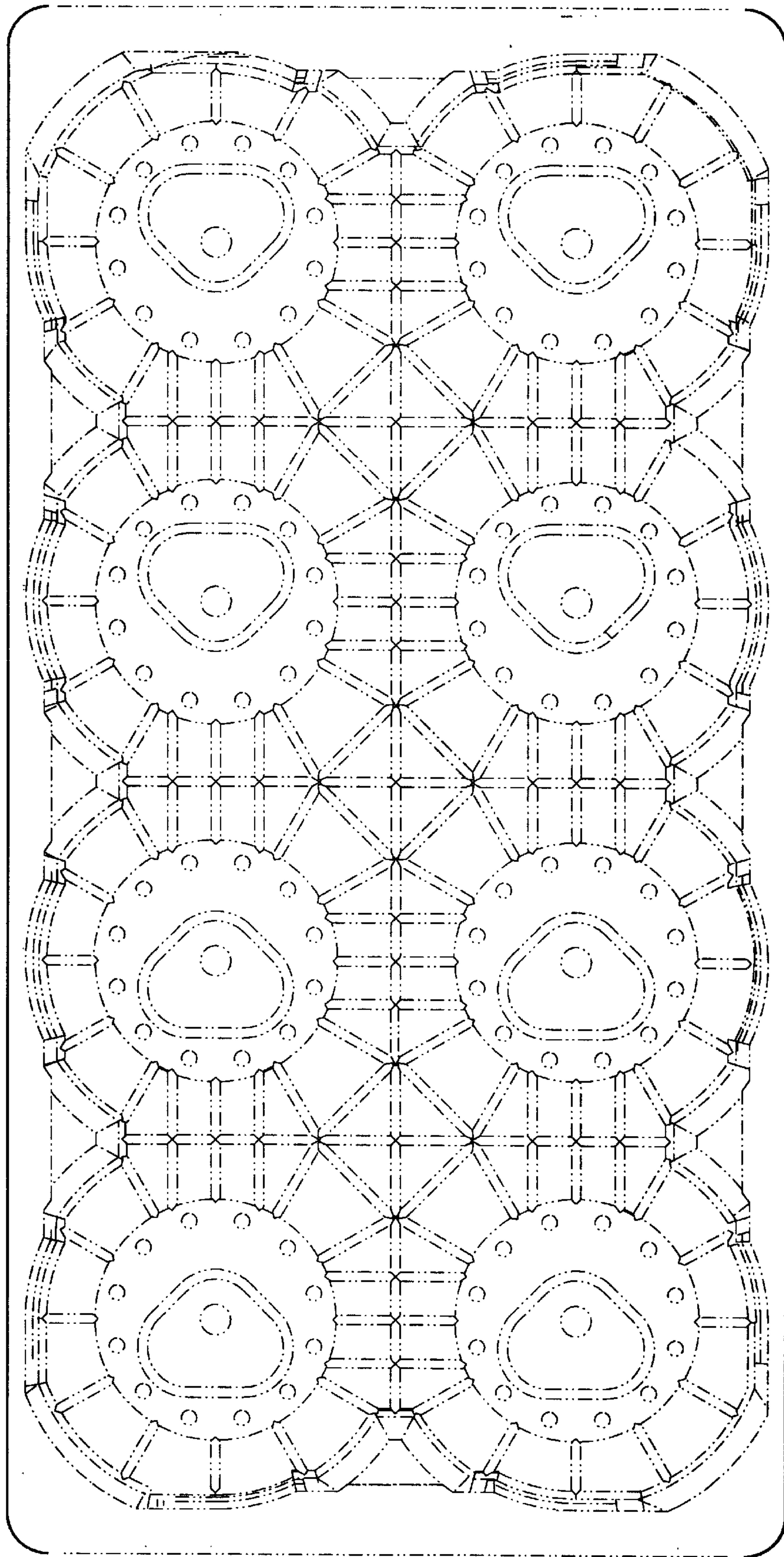


FIG. 5

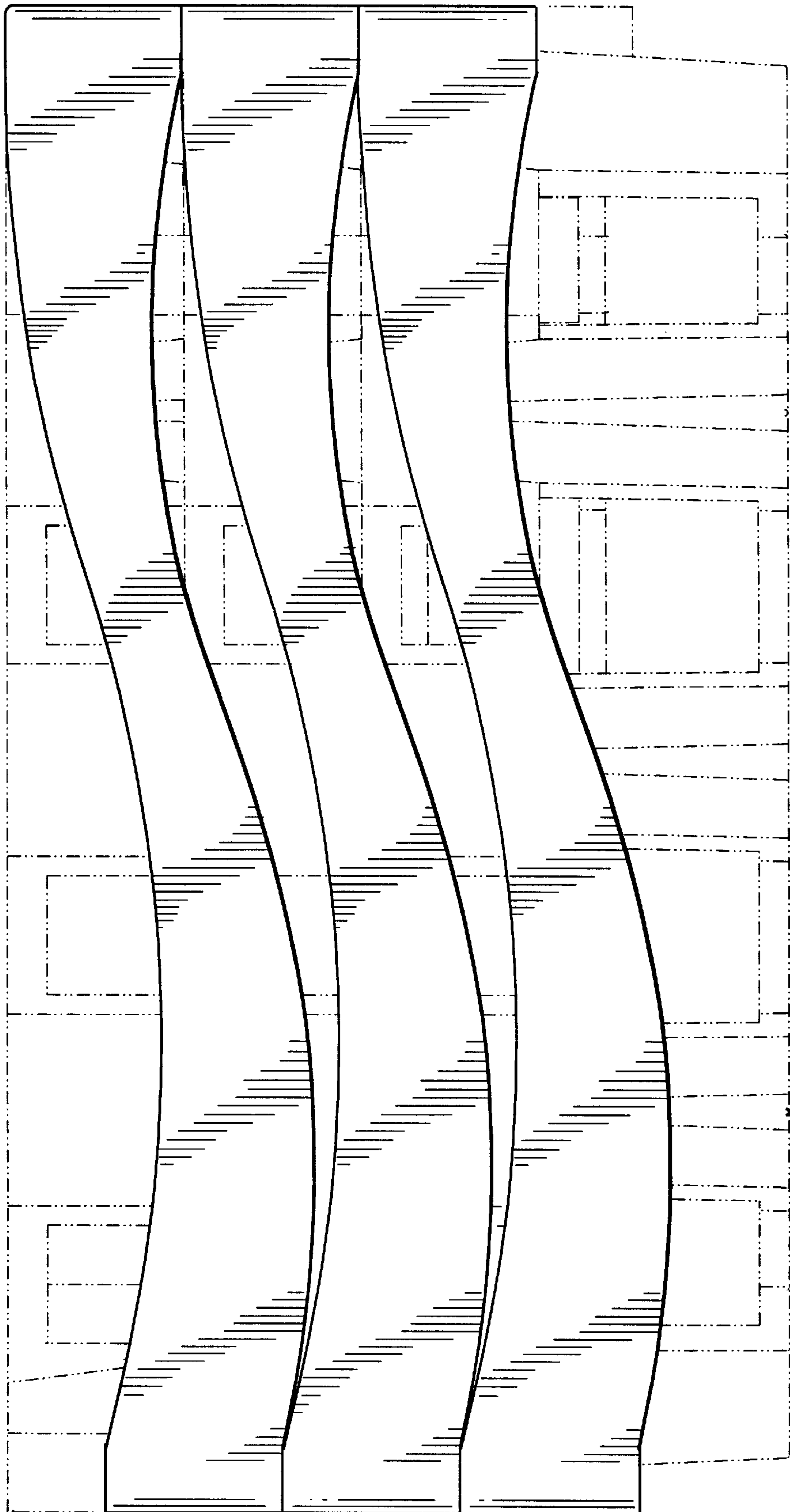


FIG. 6