



US00D441945S

(12) **United States Design Patent**  
**Della Valle**

(10) **Patent No.:** **US D441,945 S**

(45) **Date of Patent:** **\*\* May 15, 2001**

(54) **SOLE FOR FOOTWEAR**

(75) Inventor: **Diego Della Valle, S. Elpidio a Mare (IT)**

(73) Assignee: **EMA S.R.L., Comunanza (IT)**

(\*\*) Term: **14 Years**

(21) Appl. No.: **29/130,752**

(22) Filed: **Oct. 7, 2000**

(30) **Foreign Application Priority Data**

Apr. 28, 2000 (XH) ..... DM/051 696

(51) **LOC (7) Cl.** ..... **02-04**

(52) **U.S. Cl.** ..... **D2/956; D2/947; D2/951; D2/954**

(58) **Field of Search** ..... **D2/951-958, 964, D2/972, 977; 36/22 R, 25 R, 28, 29, 30 R, 32 R, 37, 114**

(56) **References Cited**

**U.S. PATENT DOCUMENTS**

- D. 127,991 \* 7/1941 Feinberg .
- D. 234,013 \* 12/1974 Lamarche .
- D. 252,420 \* 7/1979 Bowers et al. .... D2/956
- D. 275,147 \* 8/1984 Phillipott ..... D2/954
- D. 287,662 \* 1/1987 Tonkel ..... D2/955
- D. 321,589 \* 11/1991 Merk et al. .... D2/954
- D. 352,155 \* 11/1994 Merceron ..... D2/952
- D. 395,540 \* 6/1998 Gaudio ..... D2/954

- D. 397,237 \* 8/1998 Teague ..... D2/954
- D. 408,976 \* 5/1999 Shanks, Jr. et al. .... D2/956
- D. 409,826 \* 5/1999 Turner et al. .... D2/955
- D. 424,792 \* 5/2000 Briand ..... D2/955
- D. 426,947 \* 6/2000 Pollastrelli ..... D2/956
- 1,981,300 \* 11/1934 Berg .
- 2,090,881 \* 8/1937 Wilson .
- 3,568,340 \* 3/1971 Gardner .
- 3,593,436 \* 7/1971 Vietas ..... 36/32 R
- 3,988,840 \* 11/1976 Minihane ..... 36/32 R
- 4,085,527 \* 4/1978 Riggs ..... 36/114
- 4,223,456 \* 9/1980 Cohen ..... 36/29
- 4,274,211 \* 6/1981 Funck ..... 36/30 R
- 6,050,002 \* 4/2000 Meschan ..... 36/37

\* cited by examiner

*Primary Examiner*—Celia Murphy

(74) *Attorney, Agent, or Firm*—Martin Smolowitz

(57) **CLAIM**

The ornamental design for a sole for footwear, as shown and described.

**DESCRIPTION**

FIG. 1 is a bottom plan view of the sole for footwear showing my new design;  
 FIG. 2 is a right side elevational view, the left side being a substantial mirror image thereof;  
 FIG. 3 is a front elevational view thereof; and,  
 FIG. 4 is a rear elevational view thereof.  
 The top plan view forms no part of the claim design thereof.

**1 Claim, 2 Drawing Sheets**

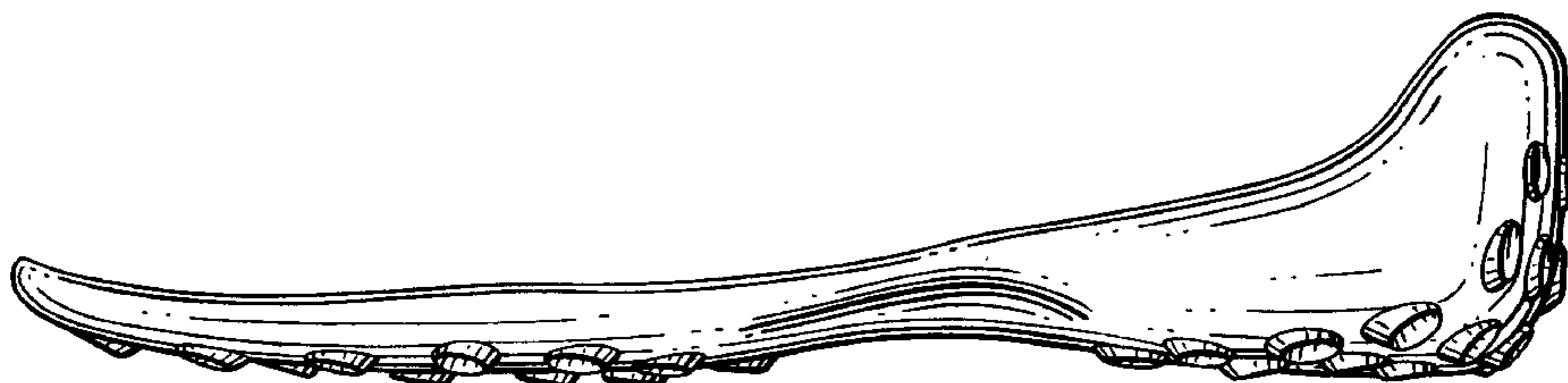
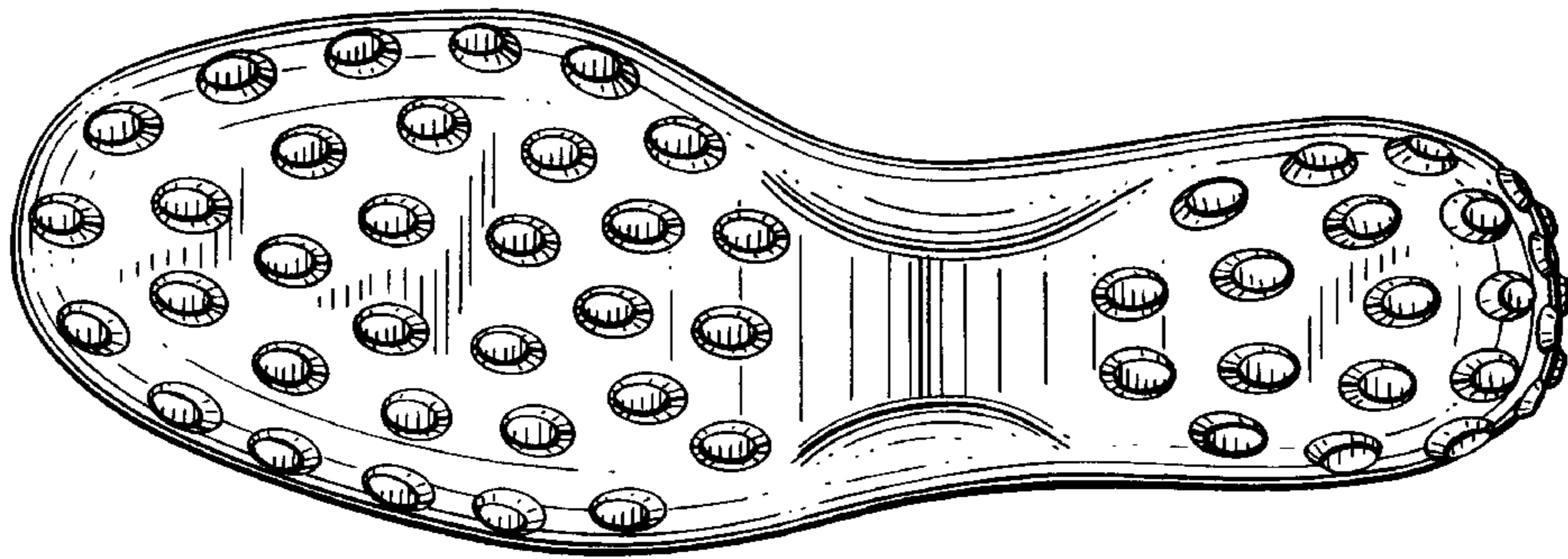


FIG. 1

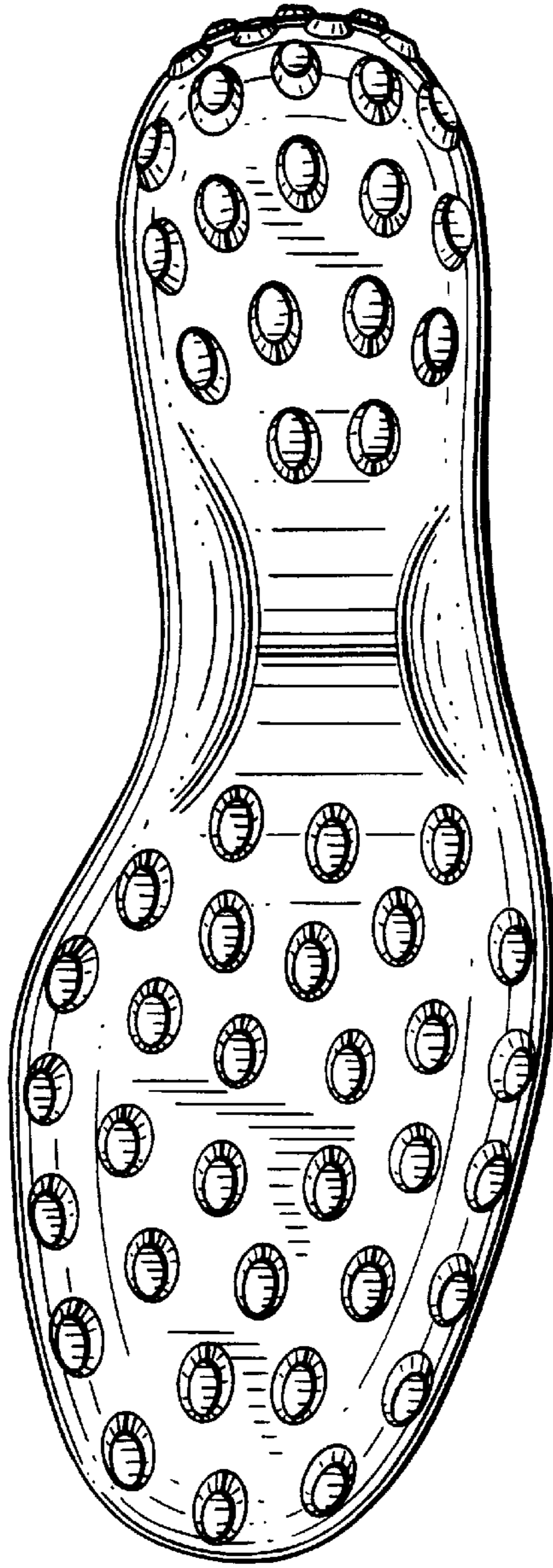
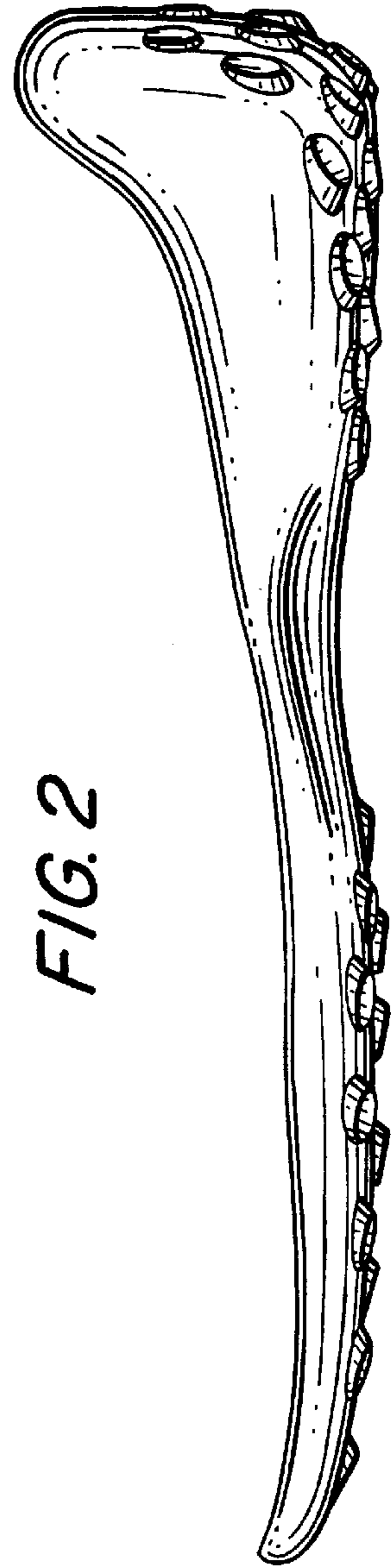
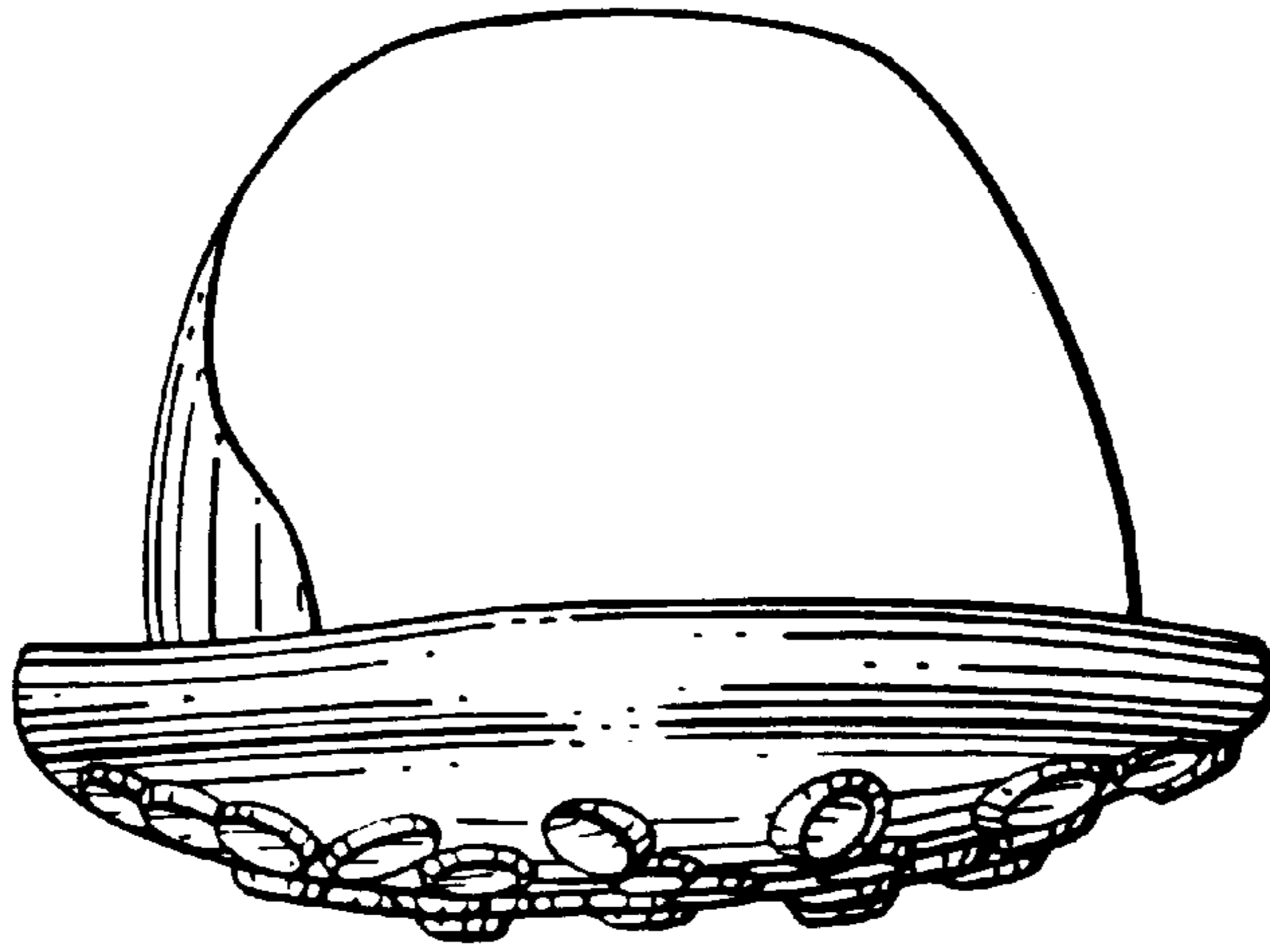


FIG. 2



*FIG. 3*



*FIG. 4*

