



US00D441925S

(12) **United States Design Patent**  
**Flynn**

(10) **Patent No.:** **US D441,925 S**

(45) **Date of Patent:** **\*\* May 8, 2001**

(54) **PET TOY**

(75) **Inventor:** **Diana Flynn, San Francisco, CA (US)**

(73) **Assignee:** **Forte Marketing, Inc., San Francisco, CA (US)**

(\*\*) **Term:** **14 Years**

(21) **Appl. No.:** **29/123,428**

(22) **Filed:** **May 17, 2000**

(51) **LOC (7) Cl.** ..... **30-99**

(52) **U.S. Cl.** ..... **D30/160**

(58) **Field of Search** ..... D30/160; D21/436-437,  
D21/406, 408; D24/194; 473/424, 590;  
606/234

(56) **References Cited**

**U.S. PATENT DOCUMENTS**

D. 168,505	*	12/1952	Hayes	.....	D24/194
D. 168,506	*	12/1952	Hayes	.....	D24/194
D. 197,889	*	4/1964	Hass	.....	D30/160
D. 309,925	*	8/1990	Hunt	.....	D21/437
D. 312,480	*	11/1990	Darnell	.....	D21/437
D. 340,480	*	10/1993	Cummings	.....	D21/437
D. 366,673	*	1/1996	Harling-Berg	.....	D21/623
D. 368,502	*	4/1996	Liao	.....	D21/707
D. 396,253	*	7/1998	Beecher	.....	D21/406
D. 407,869		4/1999	Wang	.....	D30/160
1,266,470	*	6/1918	Johnson	.....	606/235
2,115,405	*	4/1938	Allen	.....	606/235

2,361,988	*	11/1944	Bonnifield	.....	473/590
3,467,385	*	9/1969	Liston	.....	473/590
3,565,434	*	2/1971	Liston	.....	473/590
3,881,729	*	5/1975	Block et al.	.....	473/590
4,222,573	*	9/1980	Adler	.....	473/590
4,309,038		1/1982	Spoon	.....	273/428
4,421,320	*	12/1983	Robson	.....	473/589
4,856,793	*	8/1989	Hannifin	.....	473/590
5,490,678	*	2/1996	Darnell	.....	473/590
5,868,596	*	2/1999	Perthou	.....	446/36
5,947,061		9/1999	Markham et al.	.....	119/710
6,032,615	*	3/2000	Girard	.....	119/707
6,112,703	*	9/2000	Handelsman	.....	119/707

\* cited by examiner

*Primary Examiner*—Cathy Anne MacCormac

(74) *Attorney, Agent, or Firm*—Bill Kennedy

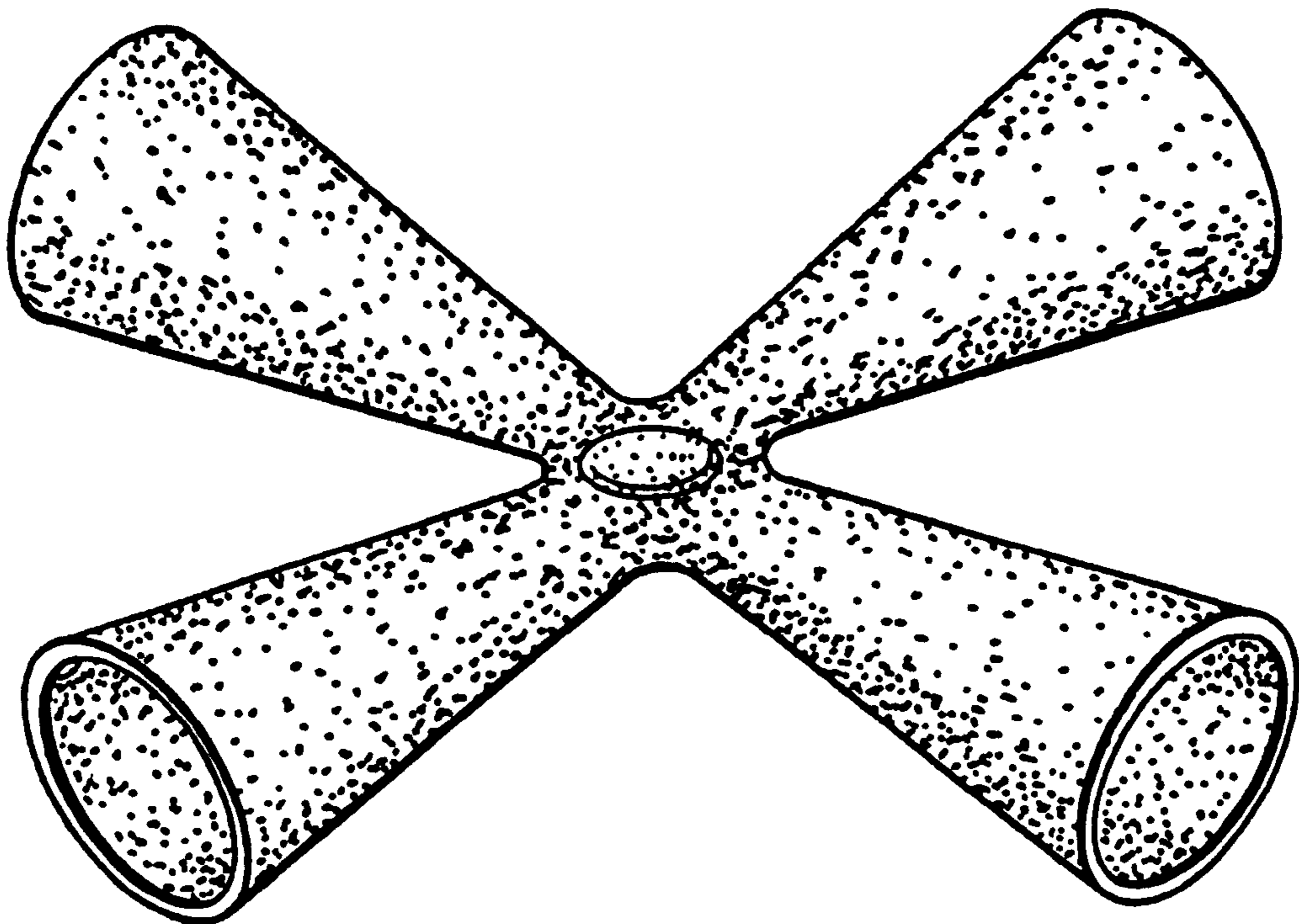
(57) **CLAIM**

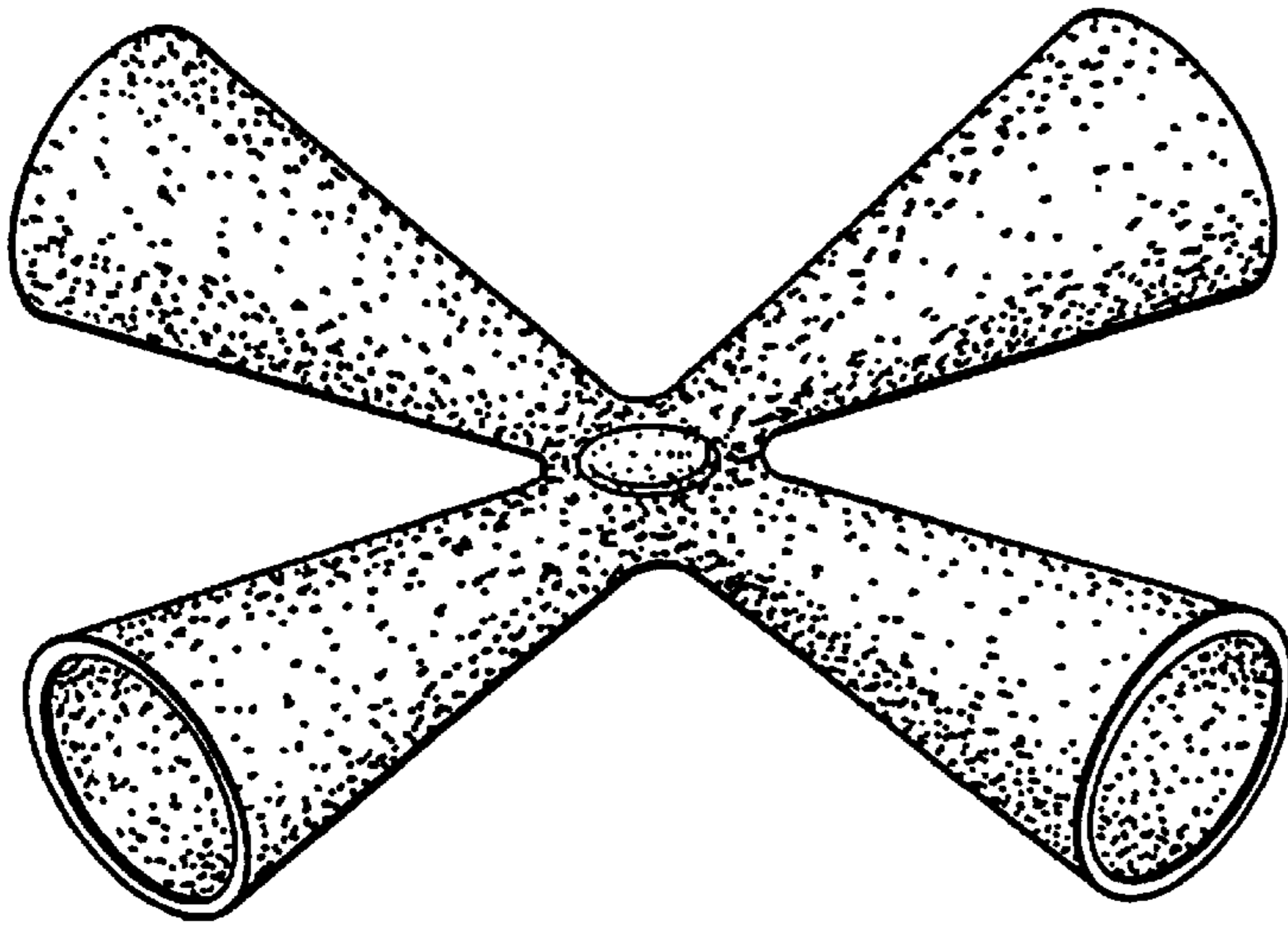
The ornamental design for a pet toy, as shown and described.

**DESCRIPTION**

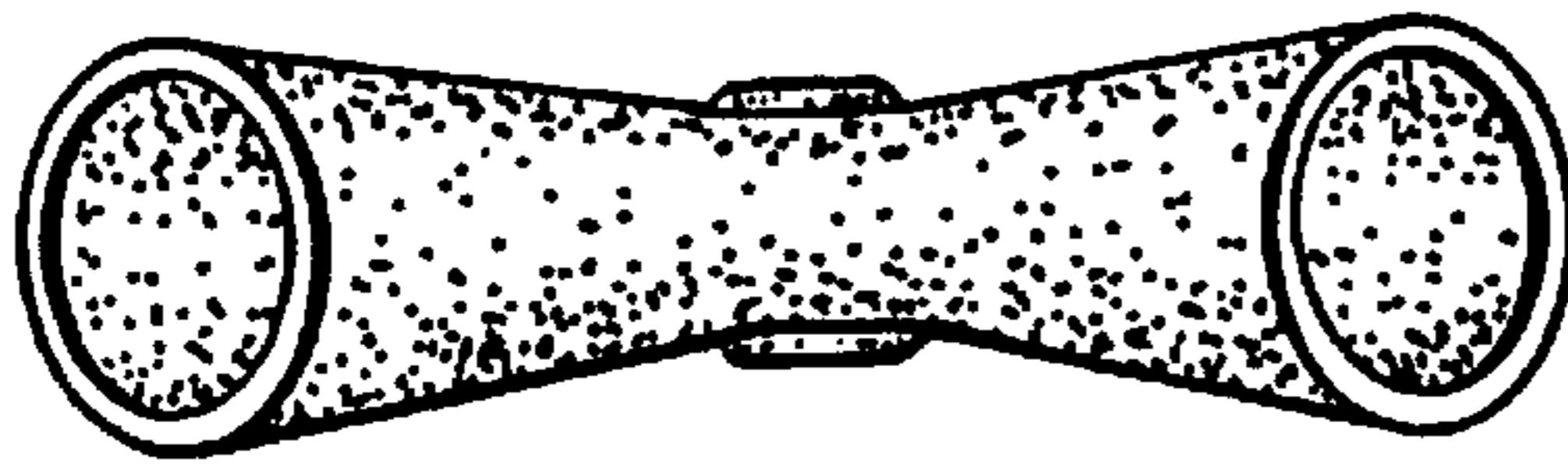
FIG. 1 is a perspective view of pet toy showing my new design;  
FIG. 2 is a top plan view thereof, the bottom plan view being the same;  
FIG. 3 is an elevational view thereof;  
FIG. 4 is an elevational view thereof; and,  
FIG. 5 is a sectional view thereof taken on line 5—5 of FIG. 2.

**1 Claim, 1 Drawing Sheet**



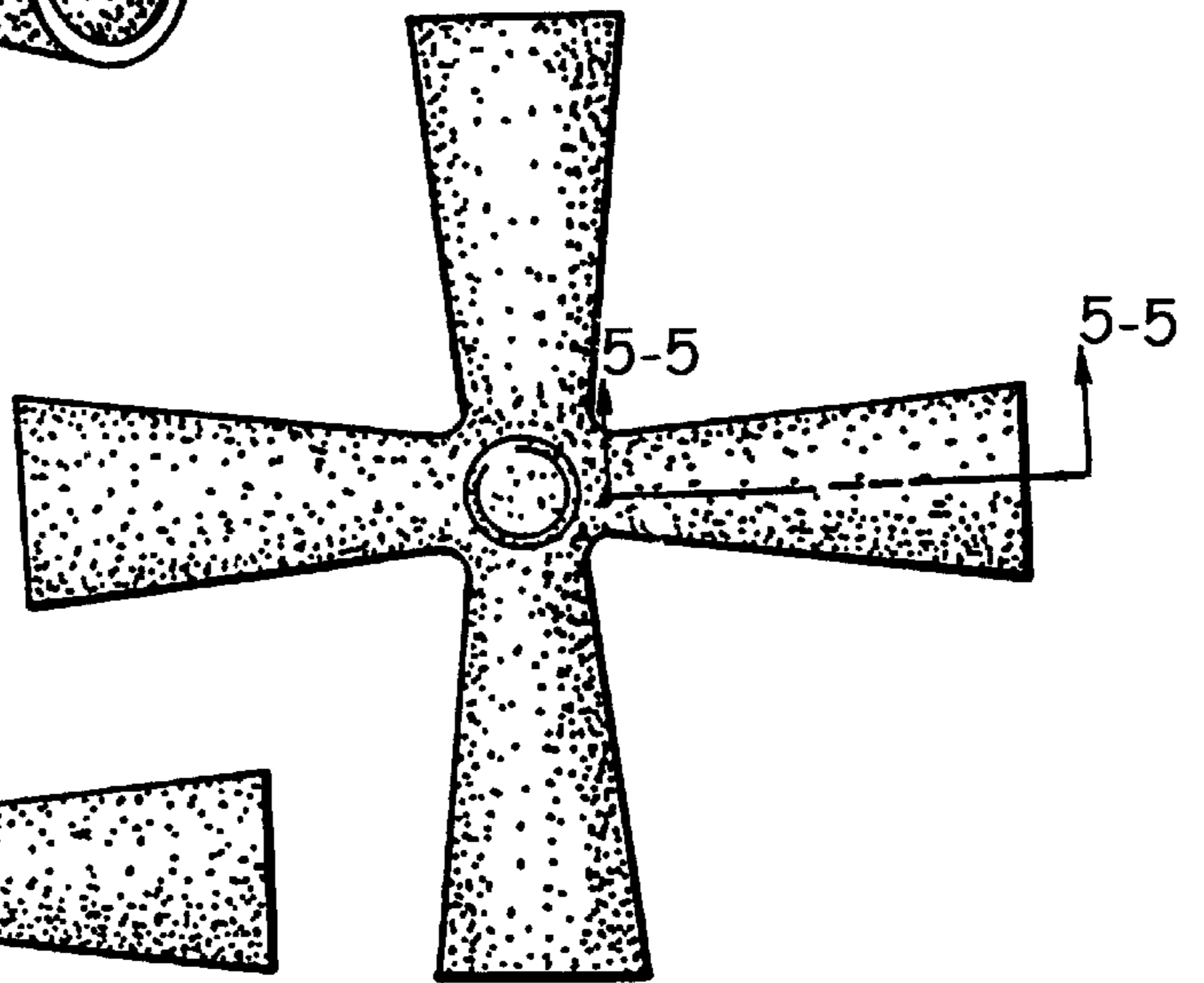


*Fig. 1*

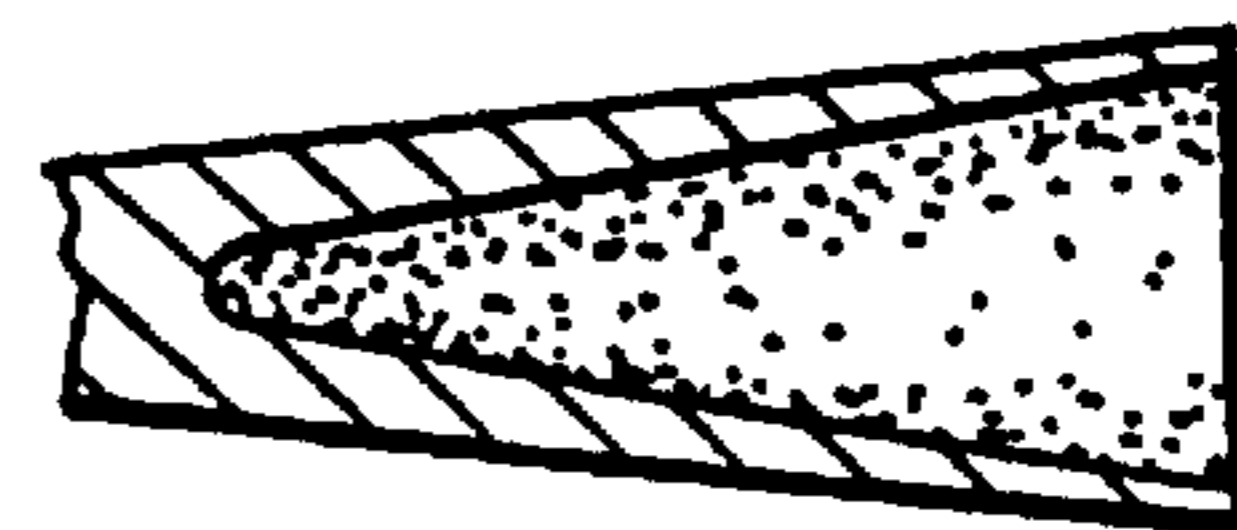


*Fig. 3*

*Fig. 2*



*Fig. 4*



*Fig. 5*