



US00D441922S

(12) **United States Design Patent**
Nylen

(10) **Patent No.:** **US D441,922 S**

(45) **Date of Patent:** **** May 8, 2001**

(54) **SQUIRREL BAFFLE**

(76) Inventor: **David Nylen**, 617 N. 10th St.,
Winterset, IA (US) 50273

(**) Term: **14 Years**

(21) Appl. No.: **29/115,074**

(22) Filed: **Dec. 7, 1999**

(51) **LOC (7) Cl.** **30-03**

(52) **U.S. Cl.** **D30/124**

(58) **Field of Search** D30/124-128;
D13/118; 119/464, 484, 467, 475, 478,
51.01, 51.03, 51.5, 52.1, 52.2, 57.8, 57.9,
72

(56) **References Cited**

U.S. PATENT DOCUMENTS

| | | | | |
|------------|----------|----------------|-------|----------|
| D. 174,139 | 3/1955 | Sadler | | D31/2 |
| D. 357,458 | * 4/1995 | Tisbo | | D13/118 |
| D. 409,339 | * 5/1999 | Silano et al. | | D30/124 |
| 2,493,107 | 1/1950 | Bush | | 114/221 |
| 2,931,336 | 4/1960 | Cather | | 119/52 |
| 3,036,554 | 5/1962 | Johnson | | 119/815 |
| 3,051,126 | 8/1962 | Merritt et al. | | 119/52.3 |
| 3,090,354 | 5/1963 | Merritt et al. | | 119/52 |
| 3,768,441 | 10/1973 | Laham | | 119/1 |
| 4,144,842 | 3/1979 | Schlising | | 119/52 R |
| 4,523,546 | 6/1985 | Latham | | 119/51 R |

| | | | | |
|-----------|---------|------------------|-------|-----------|
| 4,767,088 | 8/1988 | Fielder et al. | | 248/121 |
| 5,088,672 | 2/1992 | Neuendorf et al. | | 248/218.4 |
| 5,347,769 | 9/1994 | Dinsmore | | 52/101 |
| 5,349,927 | 9/1994 | Campbell | | 119/850 |
| 5,642,687 | 7/1997 | Nylen | | 119/52.3 |
| 5,826,542 | 10/1998 | Allen et al. | | 119/57.9 |

* cited by examiner

Primary Examiner—Lisa Lichtenstein

(74) *Attorney, Agent, or Firm*—Zarley, McKee, Thomte,
Voorhees & Sease

(57) **CLAIM**

I claim the ornamental design for a squirrel baffle, as shown and described.

DESCRIPTION

FIG. 1 is a perspective view of a squirrel baffle showing my new design.


FIG. 2 is an enlarged top view of a squirrel baffle shown in FIG. 1.

FIG. 3 is an enlarged bottom view of the squirrel baffle shown in FIG. 1; and,

FIG. 4 is an enlarged side elevational view of a squirrel baffle shown in FIG. 1, all the sides being identical.

The broken line showing of environmental structure in FIG. 1 is for illustrative purposes only and forms no part of the claimed design.

1 Claim, 3 Drawing Sheets






Fig. 1

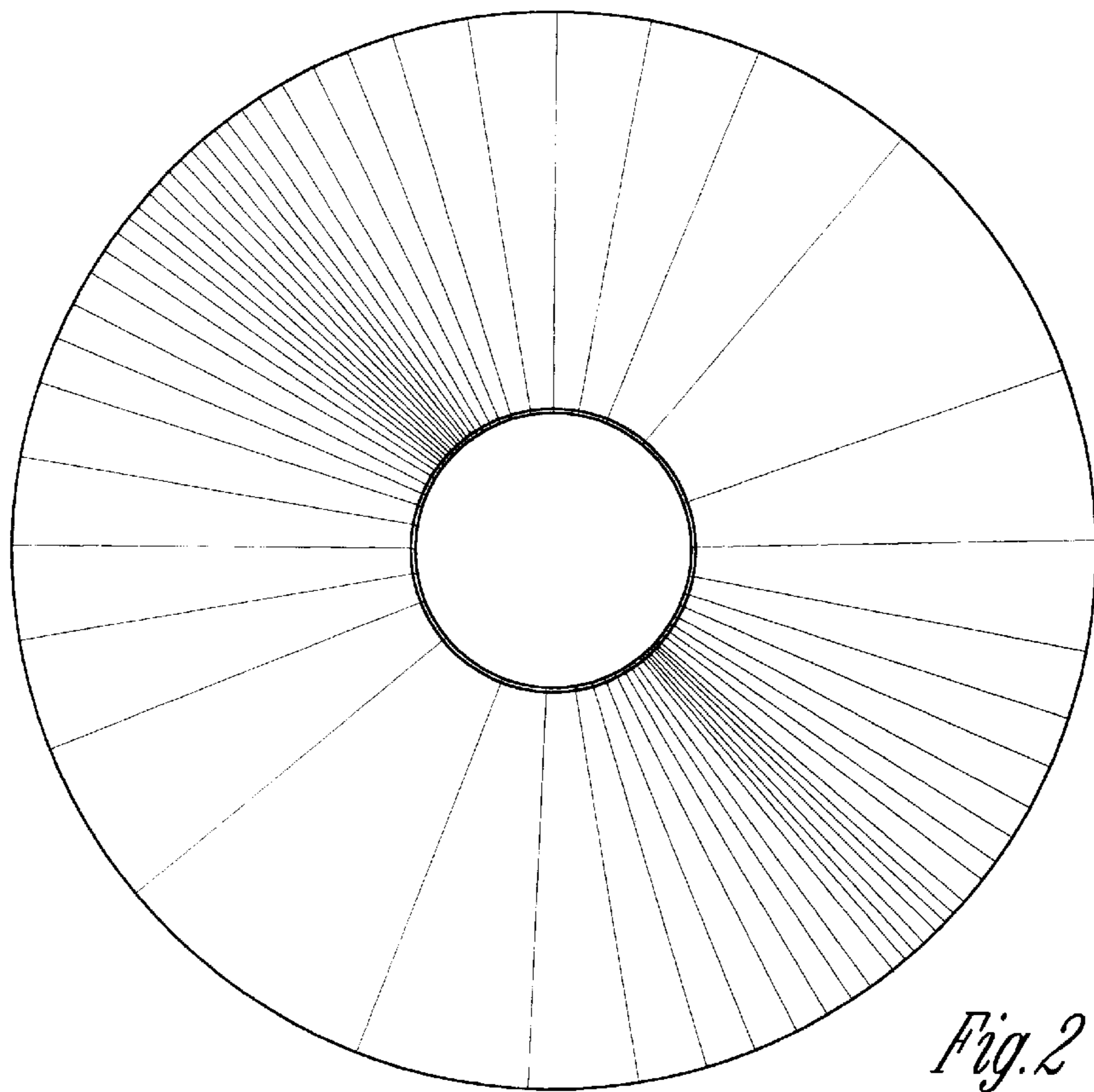


Fig. 2

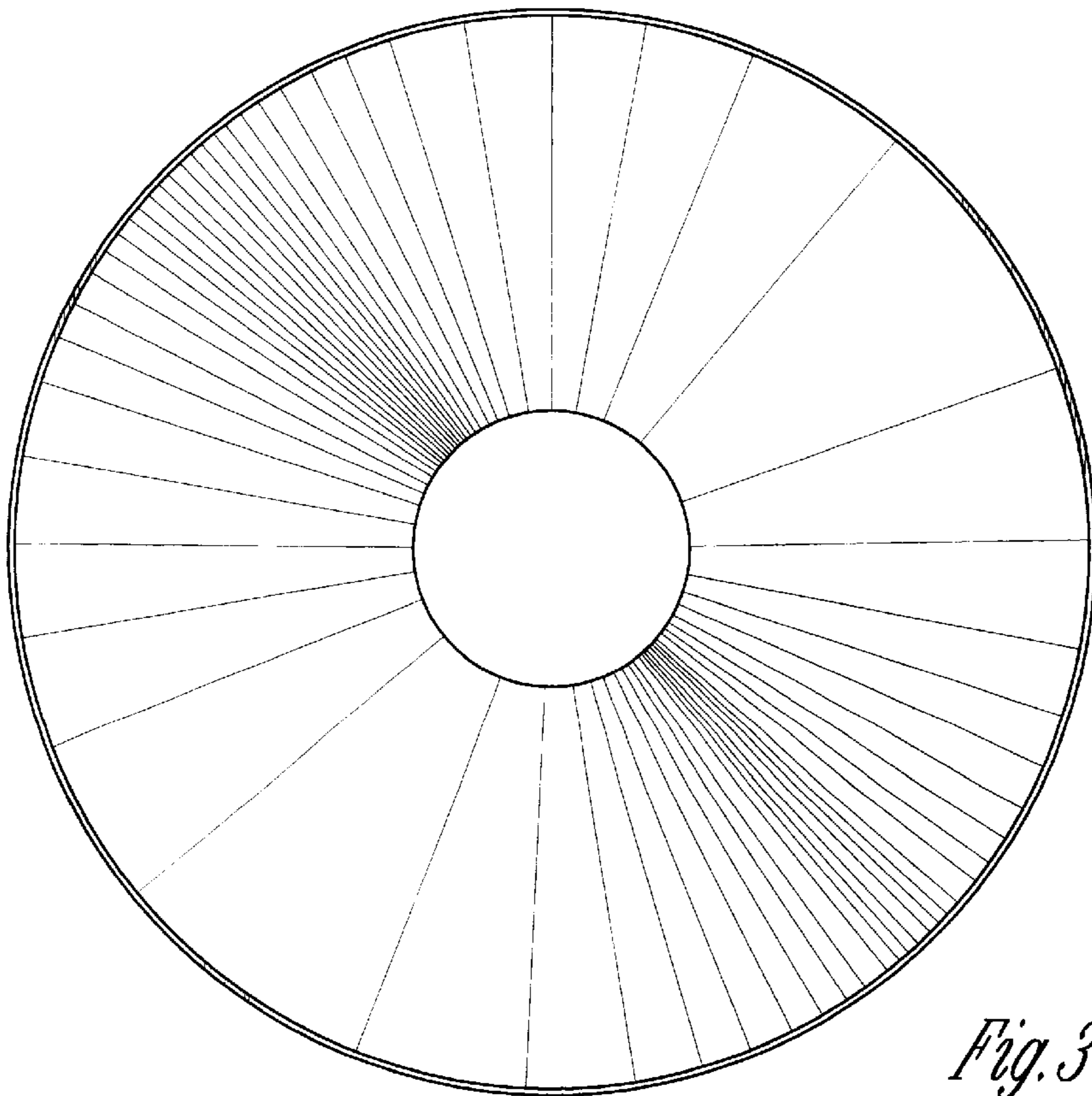


Fig. 3




Fig. 4