



US00D441913S

(12) **United States Design Patent**
Oglesby

(10) **Patent No.:** **US D441,913 S**

(45) **Date of Patent:** **** May 8, 2001**

(54) **SHOWER TOOL**

(76) **Inventor:** **Gene B Oglesby**, 12633 S. Elizabeth St., Calumet Park, IL (US) 60827

(**) **Term:** **14 Years**

(21) **Appl. No.:** **29/129,126**

(22) **Filed:** **Sep. 8, 2000**

(51) **LOC (7) Cl.** **28-03**

(52) **U.S. Cl.** **D28/63**

(58) **Field of Search** D28/63; 4/604-606; 15/21.1, 160, 208, 244.1, 244.4; 601/136, 154; D23/304

| | | | | | |
|-----------|---|---------|-----------------|-------|---------|
| 4,420,850 | * | 12/1983 | Moore | | 15/21.1 |
| 4,858,257 | | 8/1989 | Bivens | . | |
| 5,239,712 | * | 8/1993 | Kinder | | 4/606 |
| 5,450,647 | * | 9/1995 | Dorsey | | 15/21 X |
| 5,836,035 | * | 11/1998 | McElfish et al. | | 15/160 |

* cited by examiner

Primary Examiner—Alan P. Douglas

Assistant Examiner—Lavone Tabor

(57) **CLAIM**

The ornamental design for a shower tool, as shown and described.

DESCRIPTION

FIG. 1 is a front elevational view of the shower tool of the present invention;

FIG. 2 is a rear elevational view of the shower tool of FIG. 1;

FIG. 3 is a right side elevational view of the shower tool of FIG. 1, the left view being a mirror image thereof;

FIG. 4 is a top plan view of the shower tool of FIG. 1; and,

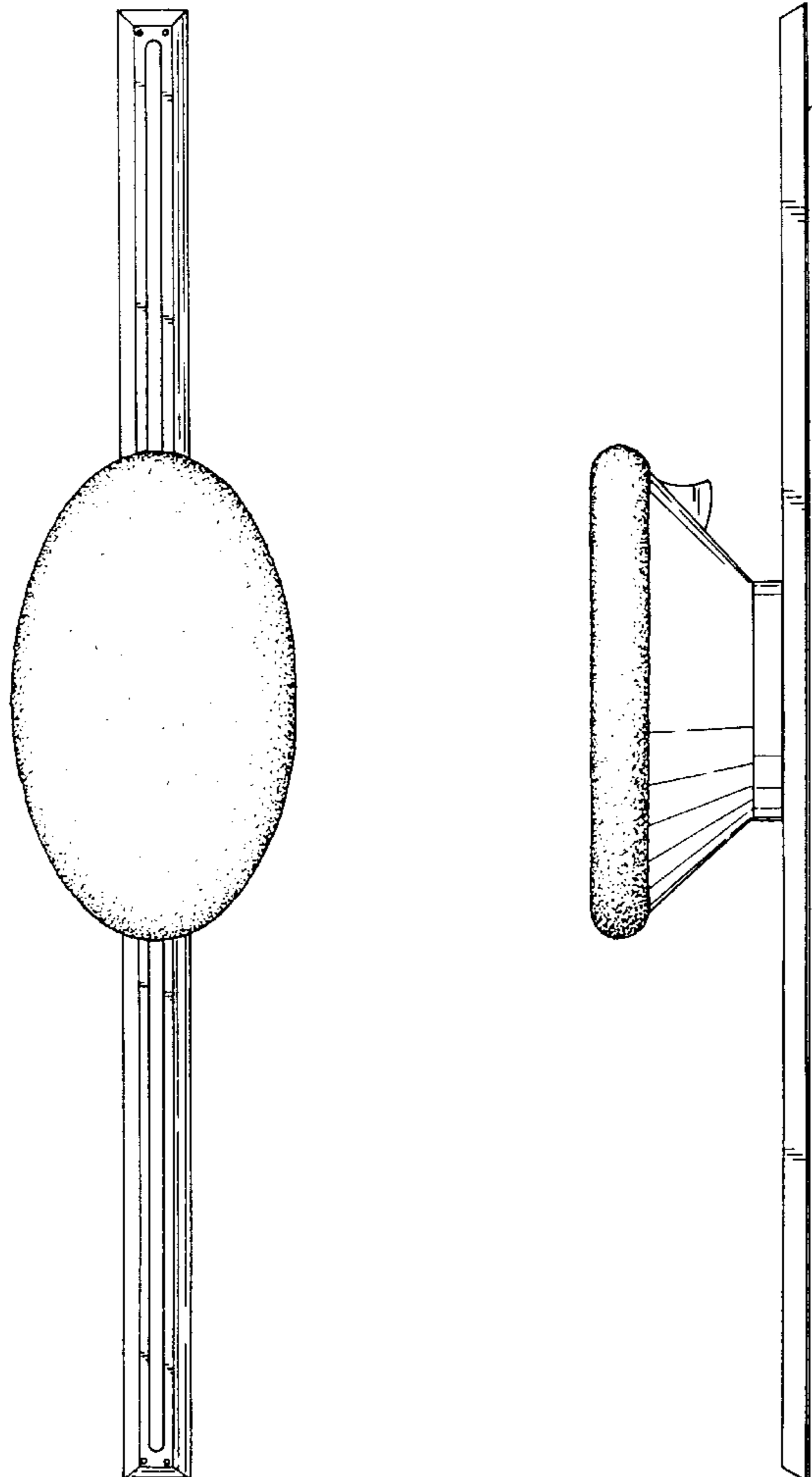
FIG. 5 is a bottom plan view of the shower tool of FIG. 1.

(56) **References Cited**

U.S. PATENT DOCUMENTS

| | | |
|------------|---------|------------|
| D. 358,258 | 5/1995 | Gingras . |
| 1,587,353 | 6/1926 | Pfeufer . |
| 3,078,484 | 2/1963 | Briggs . |
| 3,109,177 | 11/1963 | Grafmyer . |
| 3,115,322 | 12/1963 | Fleming . |
| 3,862,459 | 1/1975 | Brunette . |

1 Claim, 2 Drawing Sheets






FIG. 1

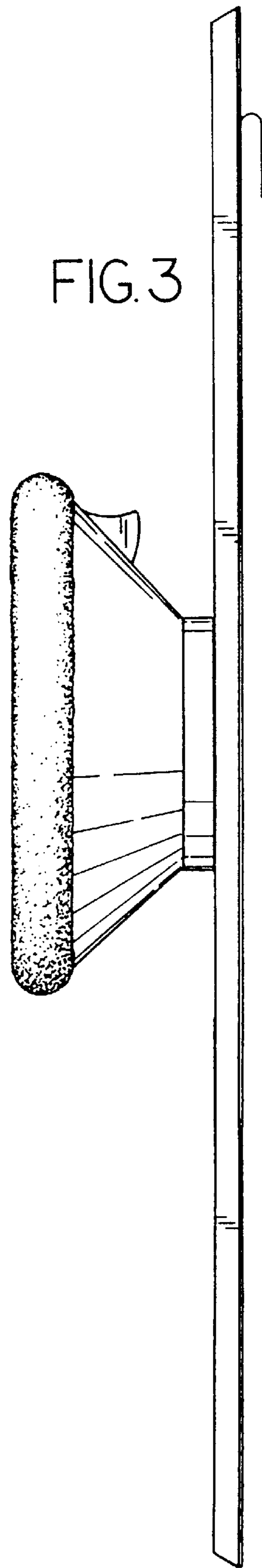


FIG. 3

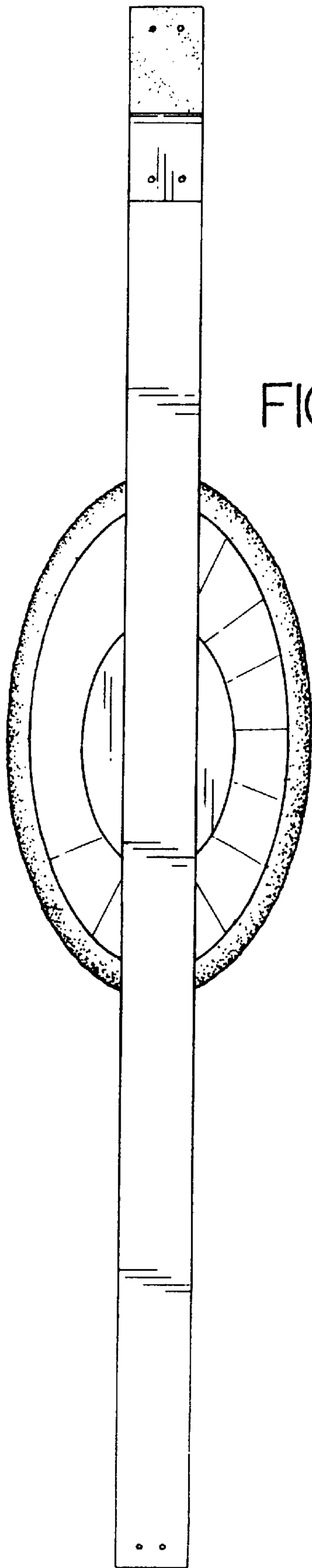


FIG. 2

FIG. 4

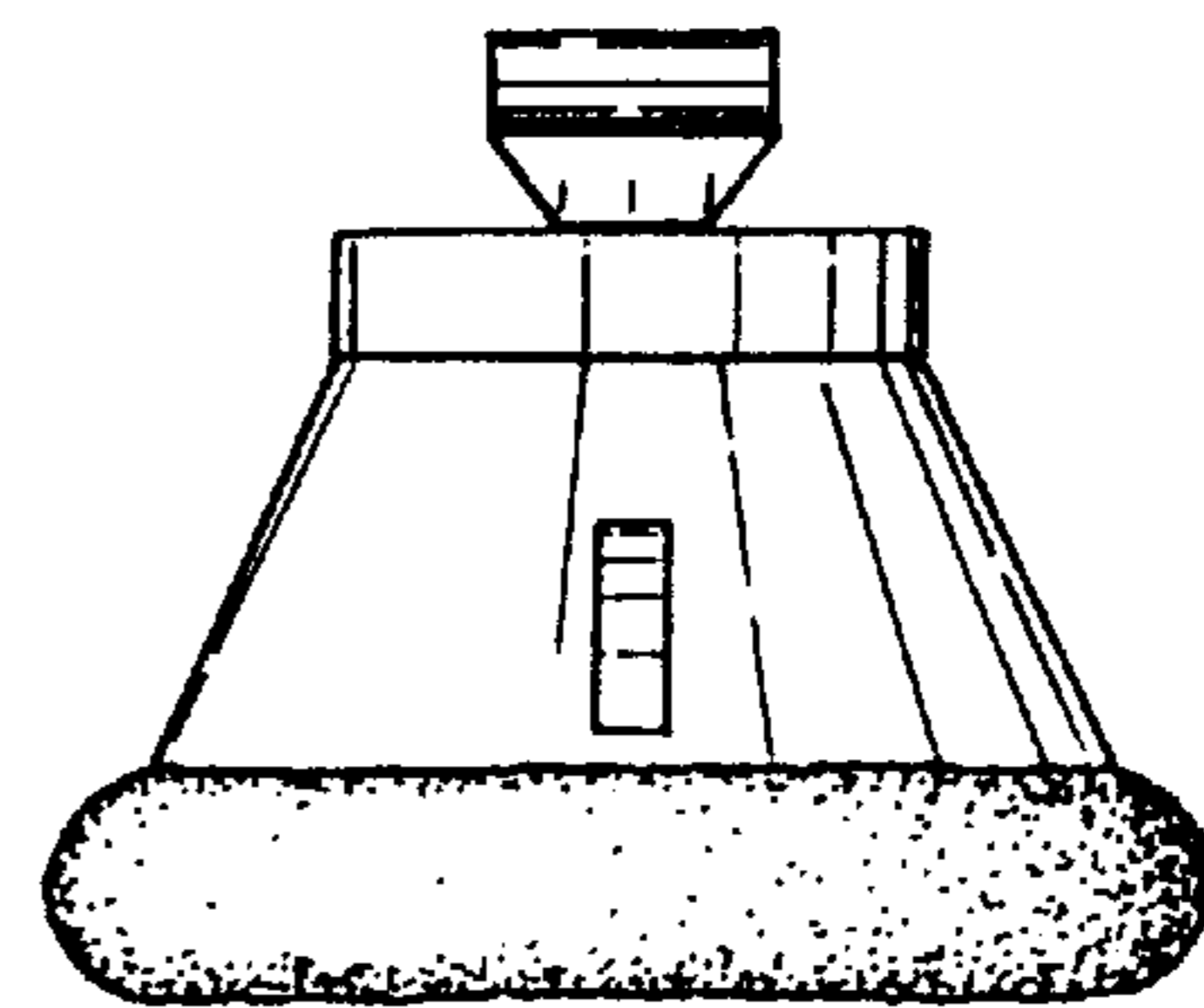


FIG. 5

