



US00D441912S

(12) **United States Design Patent**
Micinilio

(10) **Patent No.:** **US D441,912 S**

(45) **Date of Patent:** **** May 8, 2001**

(54) **WET/DRY SHAVER**

(75) Inventor: **Gregg A. Micinilio**, Trumbull, CT (US)

(73) Assignee: **Remington Corporation, L.L.C.**,
Bridgeport, CT (US)

(**) Term: **14 Years**

(21) Appl. No.: **29/121,426**

(22) Filed: **Apr. 6, 2000**

(51) **LOC (7) Cl.** **28-03**

(52) **U.S. Cl.** **D28/51**

(58) **Field of Search** D28/45, 49-54;
30/34.05, 34.1, 34.2, 43, 43.1-43.9, 43.91,
43.92

(56) **References Cited**

U.S. PATENT DOCUMENTS

- D. 360,054 * 7/1995 Kip D28/51
- D. 377,847 * 2/1997 Sulik D28/49
- D. 383,247 * 9/1997 Schulz D28/50
- D. 383,566 * 9/1997 Bone D28/50
- D. 386,822 * 11/1997 Van Scoyoc et al. D28/49
- D. 389,956 * 1/1998 Schulz D28/49
- D. 409,334 * 5/1999 Pallo et al. D28/51
- D. 423,719 * 4/2000 De Visser D28/50

D. 424,746 * 5/2000 Lee D28/50

OTHER PUBLICATIONS

Hong Kong Enterprise Oct. 1997, p. 108: item No. HT-54 on upper left.*

* cited by examiner

Primary Examiner—Philip S. Hyder

Assistant Examiner—C Tuttle

(74) *Attorney, Agent, or Firm*—Melvin I. Stoltz

(57) **CLAIM**

The ornamental design for the wet/dry shaver, as shown and described.

DESCRIPTION

FIG. 1 is a front elevational view of the wet/dry shaver showing my new design;

FIG. 2 is a side elevational view, looking from the left side of FIG. 1;

FIG. 3 is a bottom plan view thereof;

FIG. 4 is rear elevational view thereof;

FIG. 5 is a side elevational view, looking from the right side of FIG. 1; and,

FIG. 6 is a top plan view thereof.

1 Claim, 2 Drawing Sheets

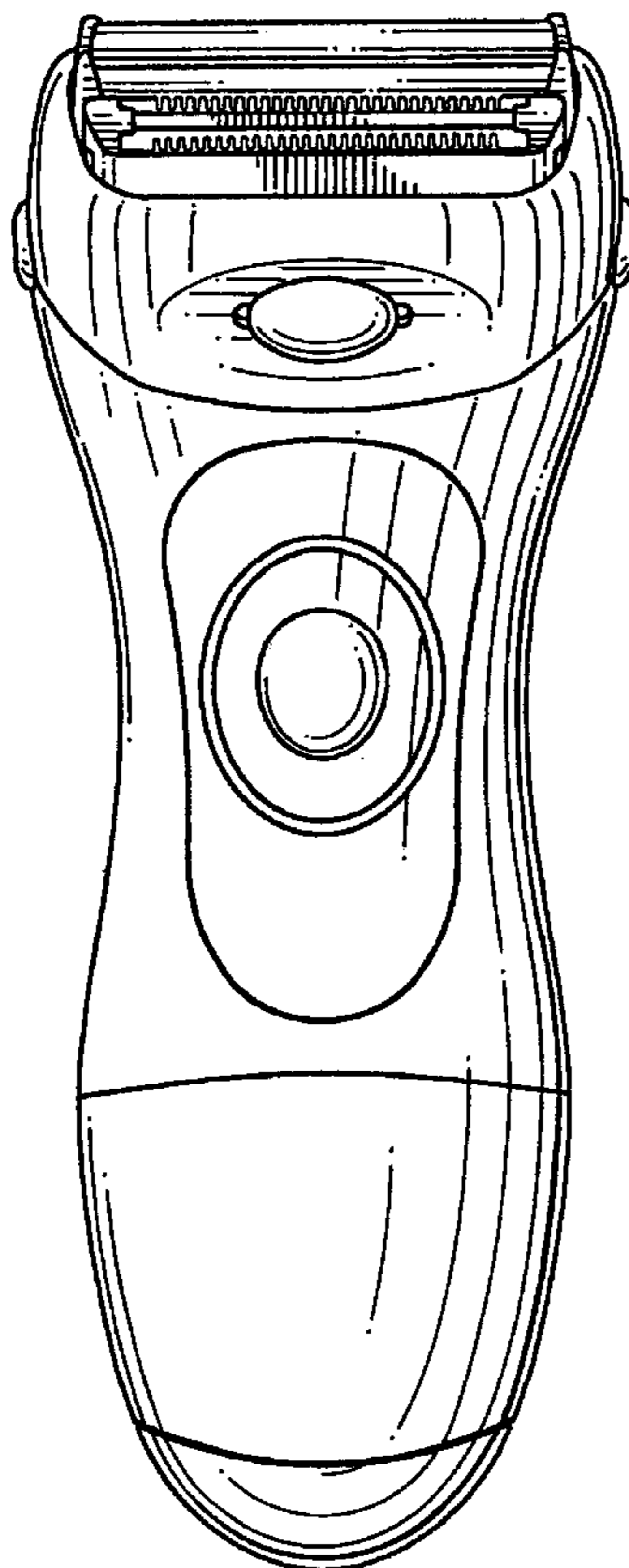




FIG. 2

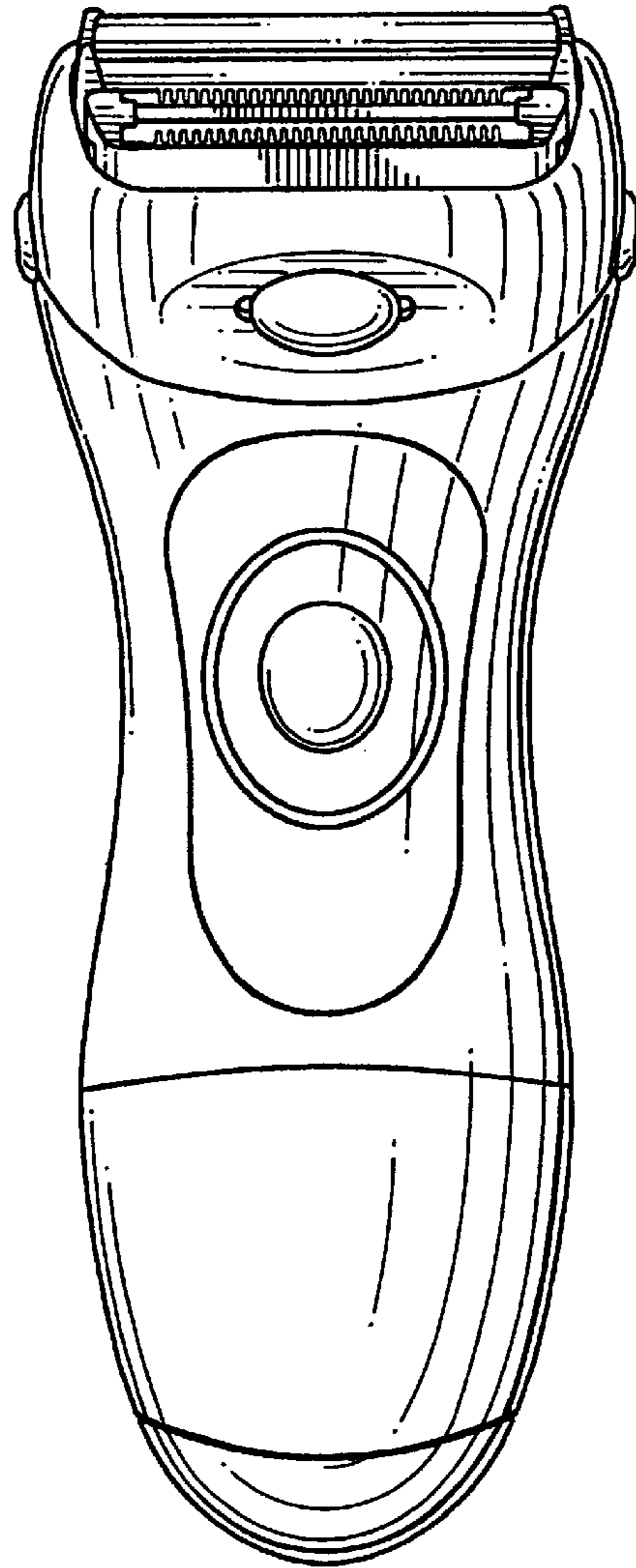


FIG. 1

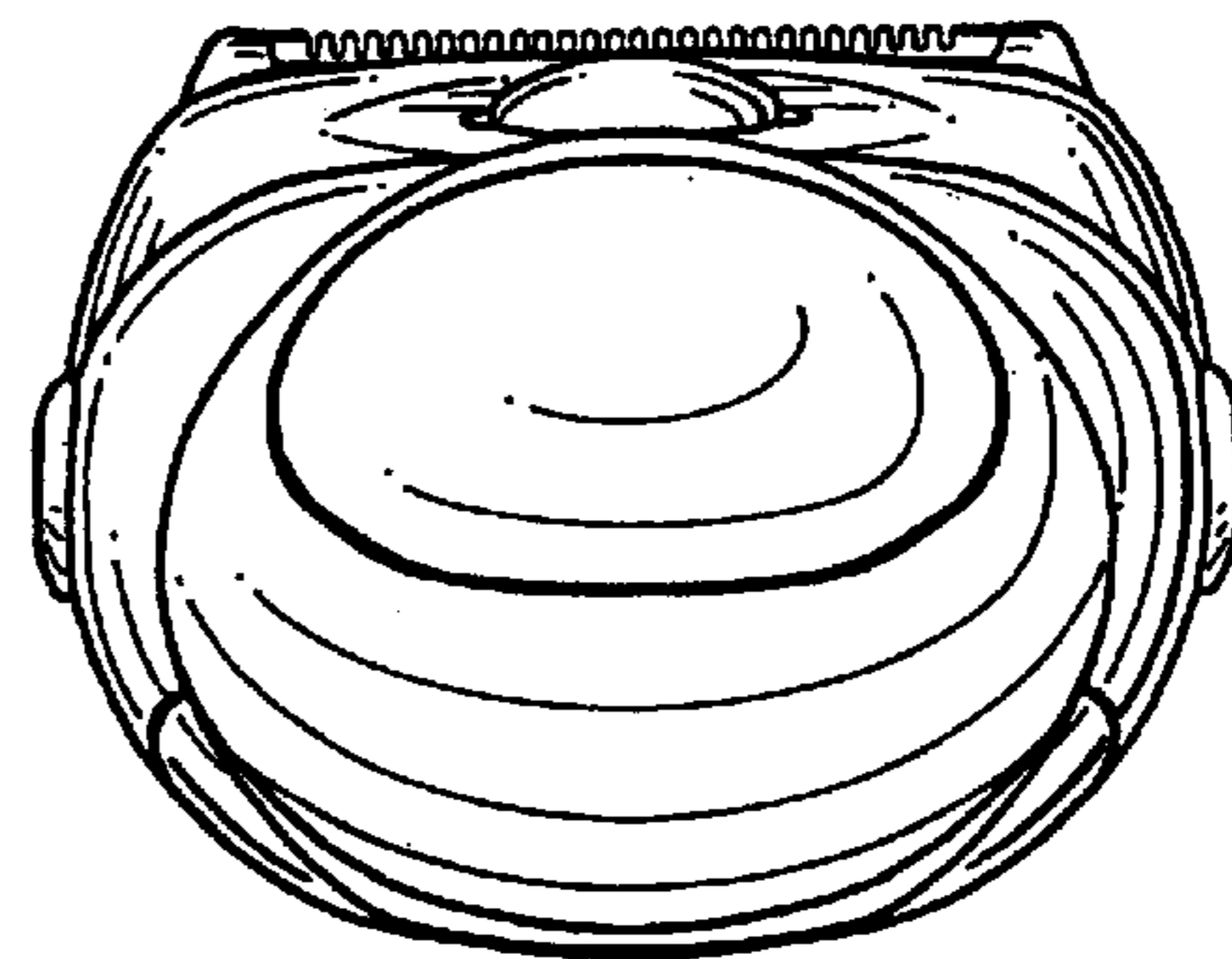


FIG. 3

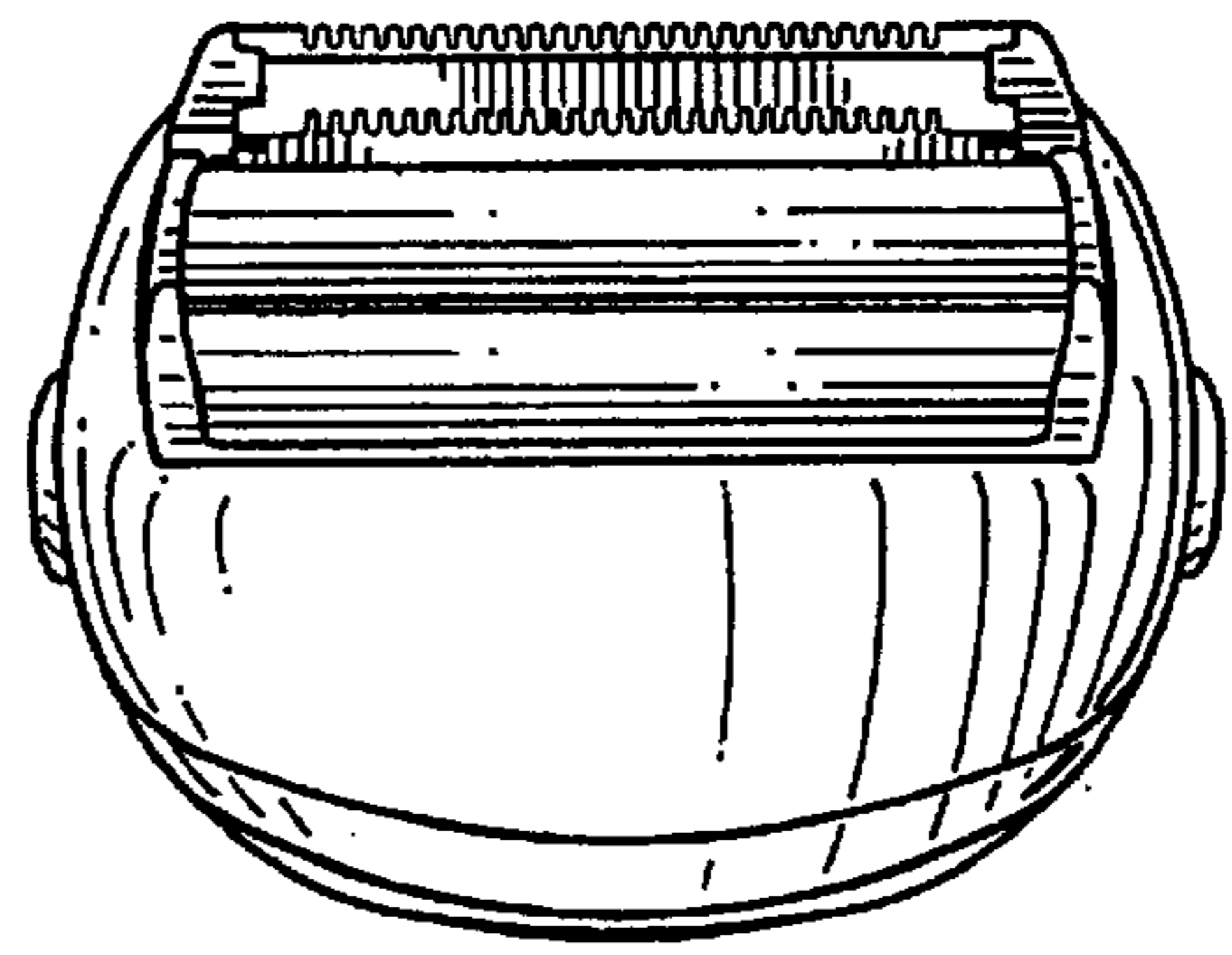


FIG. 6



FIG. 5

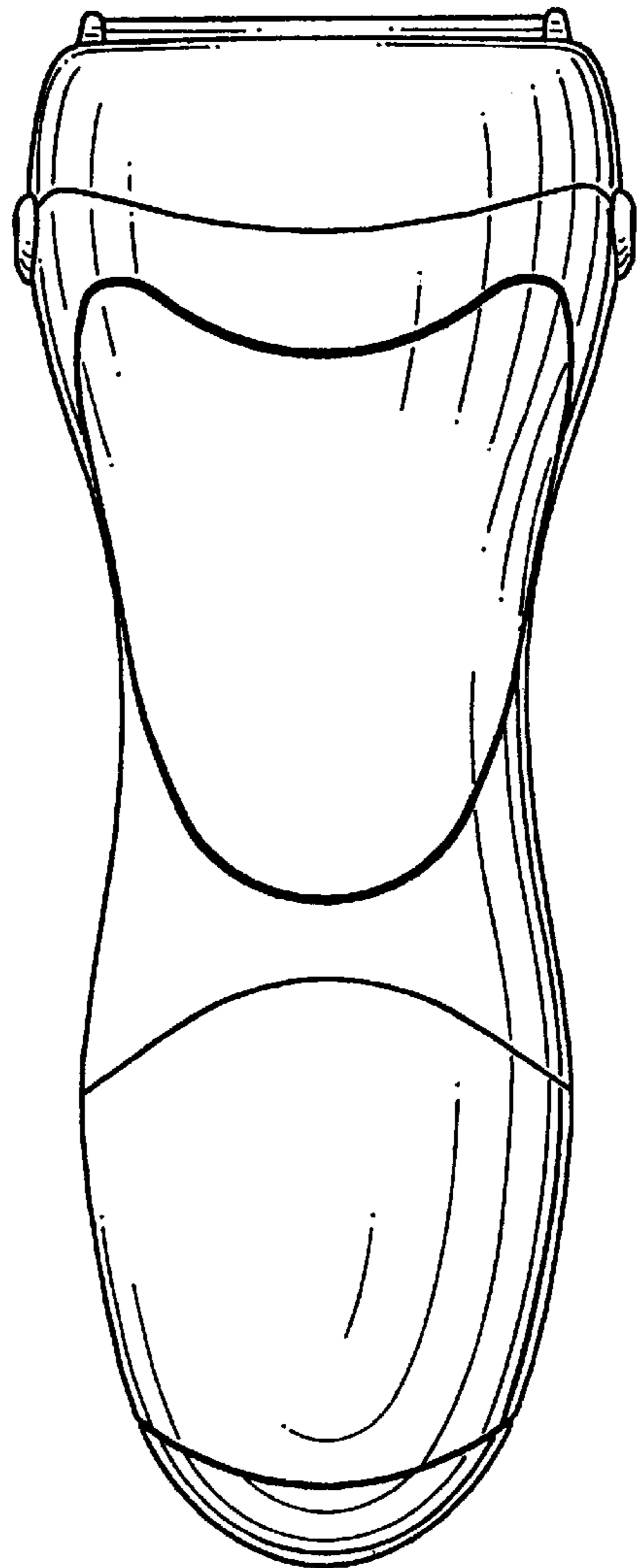


FIG. 4