



US00D441899S

(12) **United States Design Patent**
Dolan

(10) **Patent No.:** **US D441,899 S**

(45) **Date of Patent:** **** May 8, 2001**

(54) **CHANDELIER**

Illuminating Experiences, Inc, Highland Park, NJ, Catalog 1999, p. 77, Model 1988.

(76) Inventor: **Patrick S. Dolan**, 1901 NW. Upshur, Portland, OR (US) 97209

Crystorama, Westbury, NY, Catalog 1998, p. 17, Model 979.

(**) Term: **14 Years**

* cited by examiner

(21) Appl. No.: **29/125,279**

Primary Examiner—Susan J. Lucas

(22) Filed: **Jun. 21, 2000**

(51) **LOC (7) Cl.** **26-05**

(57) **CLAIM**

(52) **U.S. Cl.** **D26/86**

The ornamental design for a chandelier, as shown and described.

(58) **Field of Search** D26/72, 80-92,
D26/142; 362/147, 404-408

DESCRIPTION

(56) **References Cited**

U.S. PATENT DOCUMENTS

D. 403,793	*	1/1999	Dolan	D26/84
D. 429,358		8/2000	Dolan	.	
D. 430,947		9/2000	Dolan	.	
D. 431,088	*	9/2000	Dolan	D26/84

FIG. 1 is a perspective view thereof;

FIG. 2 is a front elevational view thereof, all sides being identical;

FIG. 3 is a top plan view thereof; and,

FIG. 4 is a bottom plan view thereof.

OTHER PUBLICATIONS

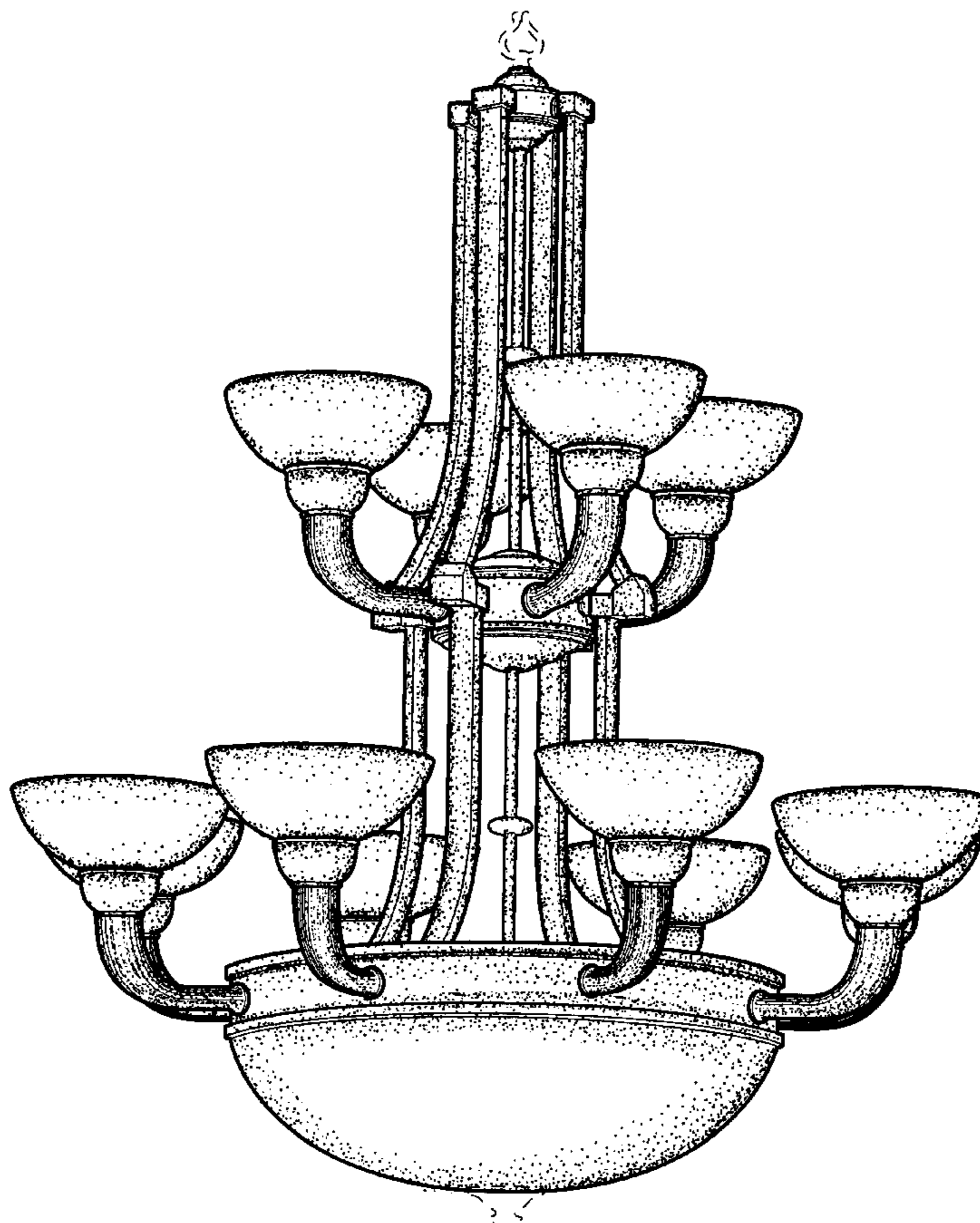
Home Lighting and Accessories, Mar. 1995, chandelier #3421/6+3.*

Art Craft, Champlain, NY, Cat. 1999, p. 59, Model AC1280.

Basic Source, Rohnert Park, CA, Catalog 1997, Model 20-664 p. 52.

The broken lines shown in the drawing are environmental only and form no part of the claimed design.

1 Claim, 4 Drawing Sheets



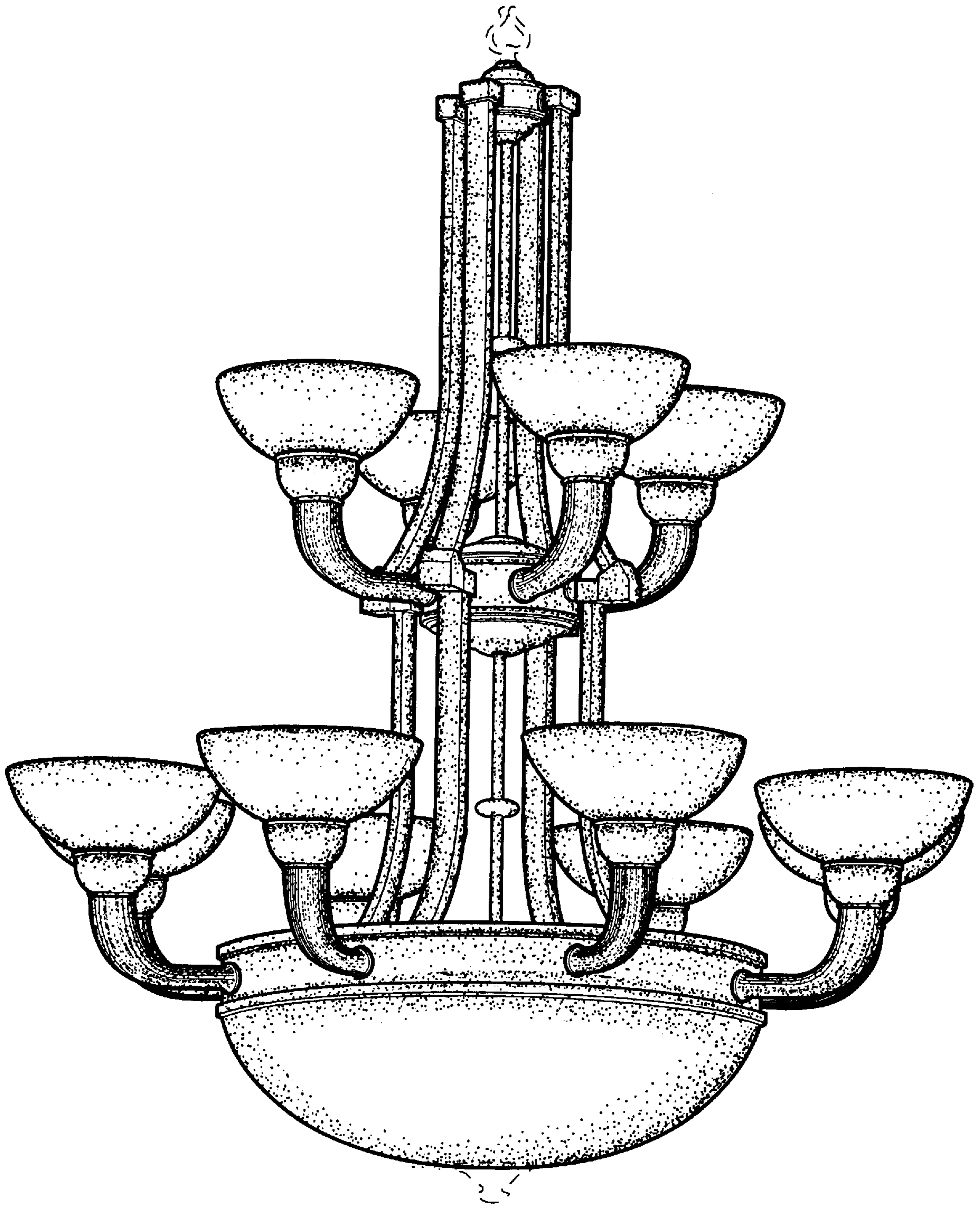


FIG. 1

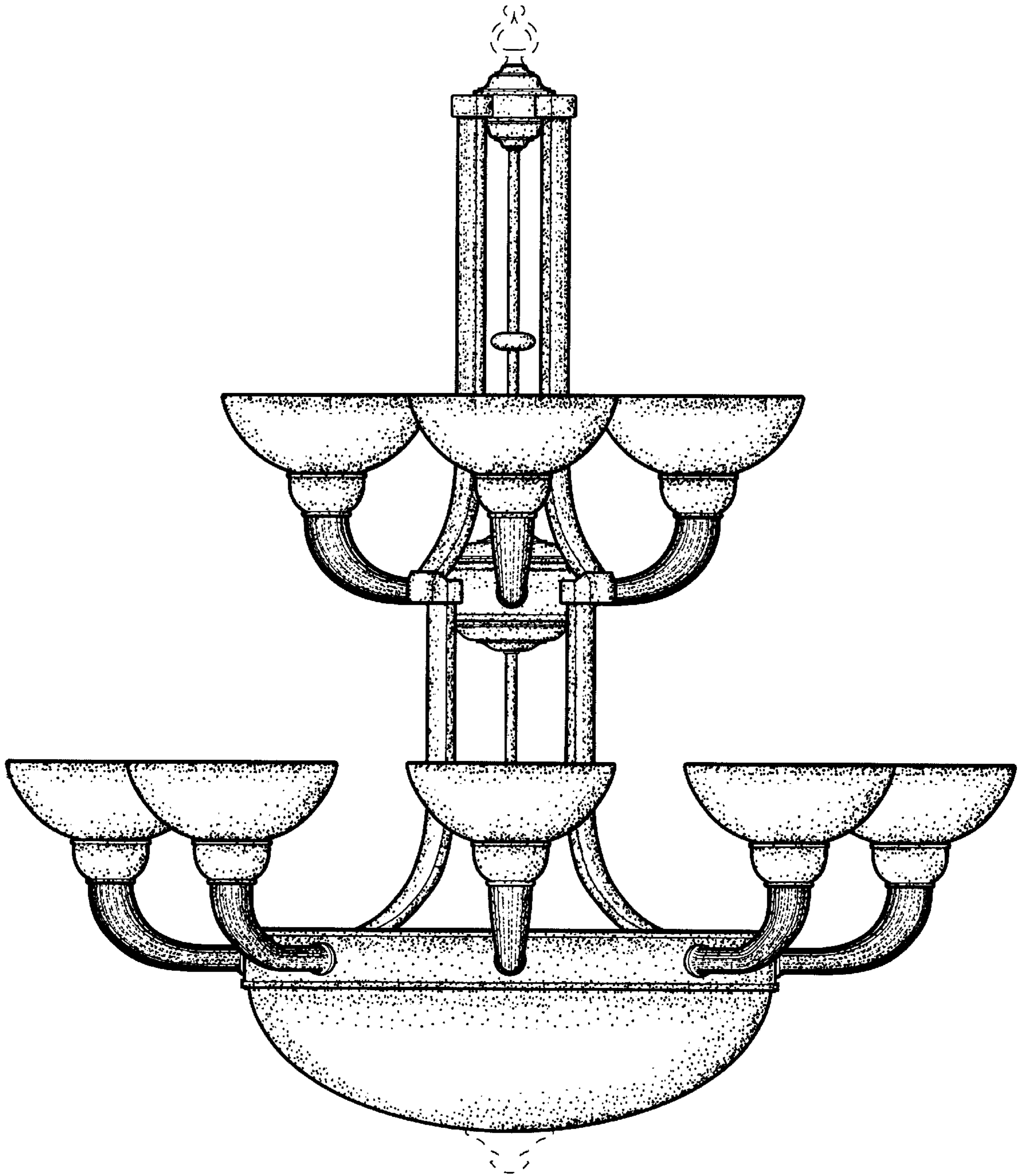


FIG. 2




FIG. 3




FIG. 4