



US00D441896S

(12) **United States Design Patent**  
**Hsu**

(10) **Patent No.:** **US D441,896 S**

(45) **Date of Patent:** **\*\* May 8, 2001**

(54) **PENDENT LAMP**

(75) Inventor: **Peter Hsu**, Taichung (TW)

(73) Assignee: **Dong Guan Bright Yin Huey Lighting Co., Ltd.**, Guang Dong (CN)

(\*\*) Term: **14 Years**

(21) Appl. No.: **29/126,093**

(22) Filed: **Jul. 11, 2000**

(51) **LOC (7) Cl.** ..... **26-05**

(52) **U.S. Cl.** ..... **D26/85**

(58) **Field of Search** ..... D26/70, 80-92;  
362/147, 404-408

(56) **References Cited**

**U.S. PATENT DOCUMENTS**

- D. 431,090 \* 9/2000 Hsiah ..... D26/85
- D. 431,665 \* 10/2000 Hsiah ..... D26/85

**OTHER PUBLICATIONS**

Murray Feiss lighting catalog, Mar. 1995, p. 70, ceiling lamp # F1539/3.\*

Murray Feiss lighting catalog, Mar. 1995, p. 103, ceiling lamp, # SF 122 CI/PB.\*

\* cited by examiner

*Primary Examiner*—Susan J. Lucas

(74) *Attorney, Agent, or Firm*—Rosenberg, Klein & Lee

(57) **CLAIM**

The ornamental design for a pendent lamp, as shown and described.

**DESCRIPTION**

FIG. 1 is a perspective view of pendent lamp showing my new design;

FIG. 2 is a front elevation view thereof;

FIG. 3 is a rear elevation view thereof;



FIG. 4 is a left side elevation view thereof;

FIG. 5 is a right side elevation view thereof;

FIG. 6 is a top plan view thereof; and,

FIG. 7 is a bottom plan view thereof.

**1 Claim, 4 Drawing Sheets**






FIG. 1




FIG. 2




FIG. 3




FIG. 4




FIG. 5




FIG 6




FIG. 7