



US00D441884S

(12) **United States Design Patent**  
**Moriyama et al.**

(10) **Patent No.:** **US D441,884 S**

(45) **Date of Patent:** **\*\* May 8, 2001**

(54) **COLOR ILLUMINATION UNIT**

(75) Inventors: **Hideo Moriyama; Masayuki Katogi; Hiroaki Machii**, all of Tokyo (JP)

(73) Assignee: **Moriyama Sangyo Kabushiki Kaisha**, Tokyo (JP)

(\*\*) Term: **14 Years**

(21) Appl. No.: **29/107,324**

(22) Filed: **Jun. 30, 1999**

(30) **Foreign Application Priority Data**

Jan. 1, 1999 (JP) ..... 11-72

(51) **LOC (7) Cl.** ..... **26-04**

(52) **U.S. Cl.** ..... **D26/25**

(58) **Field of Search** ..... D26/25, 24; 40/550; D20/12; 362/252, 249, 236, 238, 240

(56) **References Cited**

**U.S. PATENT DOCUMENTS**

D. 402,772	*	12/1998	Lodhie	.....	D26/26
1,013,947	*	1/1912	Neil	.....	362/236
1,981,450	*	11/1934	Fenna	.....	362/244
1,986,732	*	1/1935	Lane	.....	362/236
3,141,620	*	7/1964	Guggemos	.....	362/236
3,539,801	*	11/1970	Bobrick	.....	362/244
4,174,532	*	11/1979	Kelley	.....	362/236
5,160,200	*	11/1992	Cheselske	.....	362/249
5,632,551	*	5/1997	Roney et al.	.....	362/249
5,765,940	*	6/1998	Levy et al.	.....	362/240
5,893,633	*	4/1999	Uchio et al.	.....	362/244

**OTHER PUBLICATIONS**

“Interior Lighting”; sutairubetsu jutaku tenpo shomei; p. 669; Document No. HC0402716600; 1992–1993.

\* cited by examiner

*Primary Examiner*—Cynthia E Ramirez

(74) *Attorney, Agent, or Firm*—Marshall & Melhorn, LLC

(57) **CLAIM**

The ornamental design for a color illumination unit, as shown and described.

**DESCRIPTION**

The file of this patent contains at least one drawing executed in color. Copies of this patent with color drawings will be provided by the Patent and Trademark Office upon request and payment of the necessary fee.

FIG. 1 is a perspective view of a color illumination unit showing our new design;

FIG. 2 is a top plan view thereof;

FIG. 3 is a front view thereof, the back view being a mirror image;

FIG. 4 is a left side view thereof;

FIG. 5 is a right side view thereof;

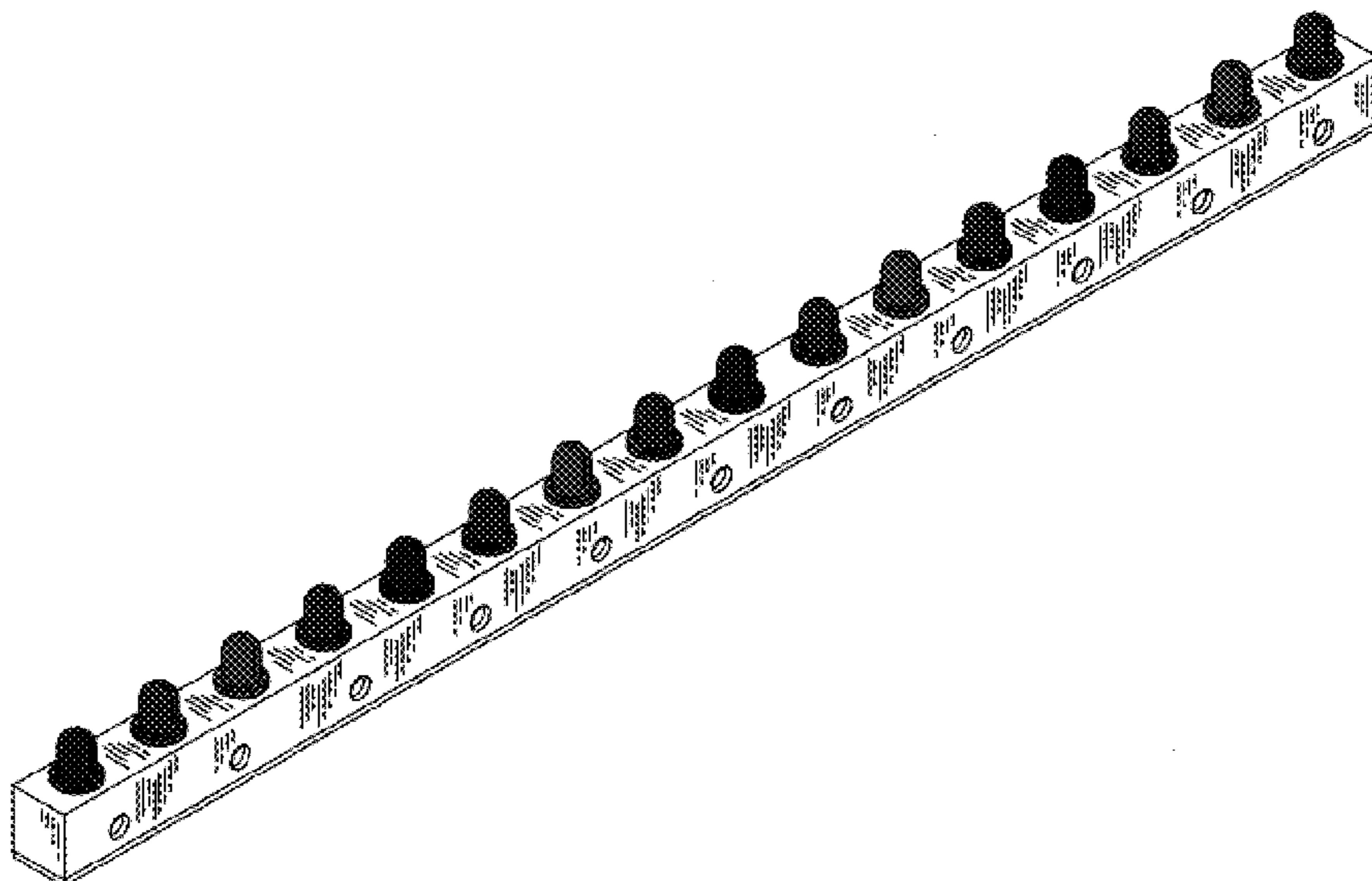
FIG. 6 is a bottom plan view thereof;

FIG. 7 is an illustrative perspective view showing color illumination unit according to our new design employed in combination with a like unit, shown in broken lines, mounted inside a translucent shade shown in broken lines, the translucent shade forming no part of the claimed design; and,

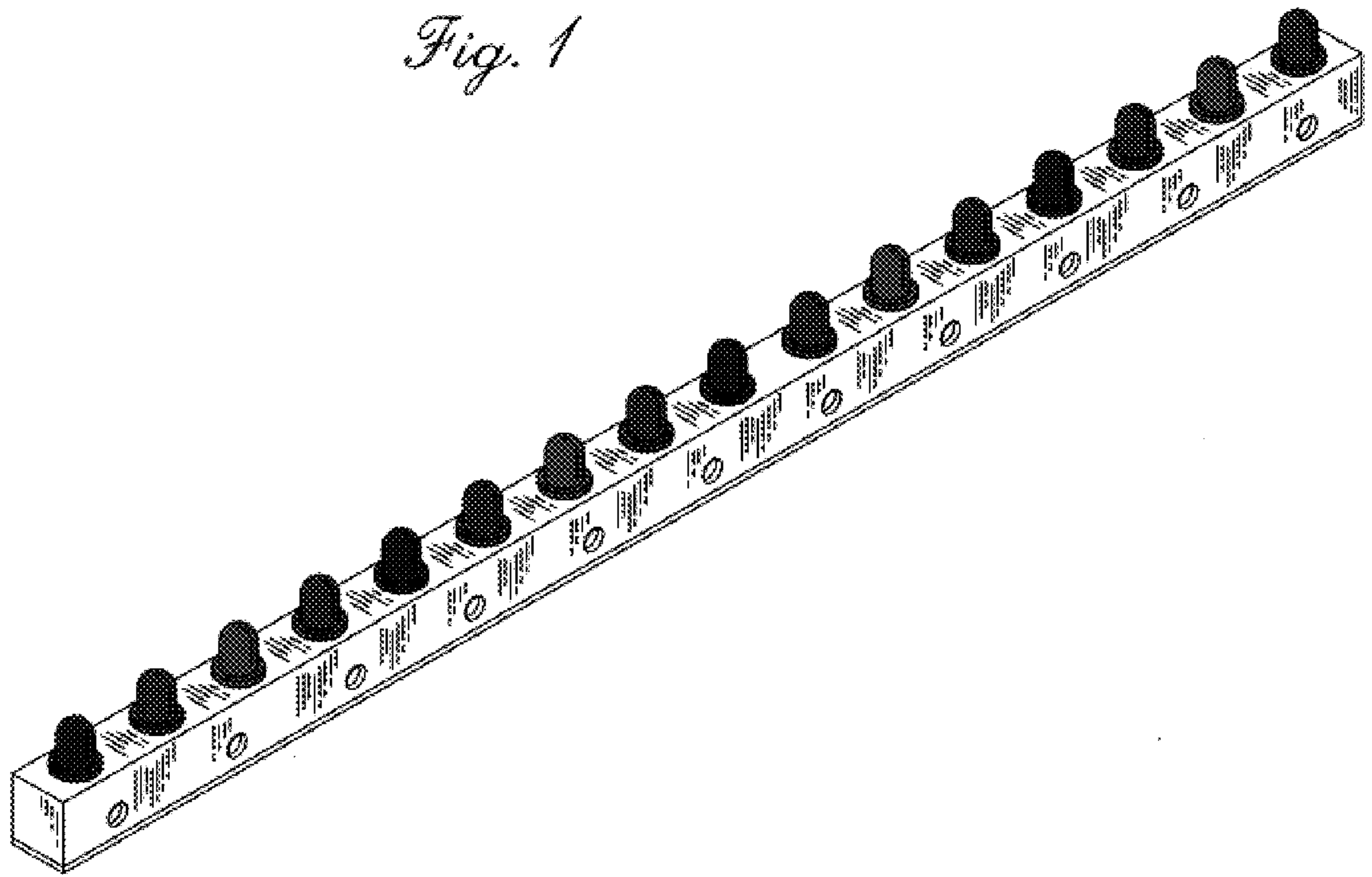
FIG. 8 is another illustrative perspective view showing the color illumination unit according to our new design employed in combination with a number of like units, shown in broken lines, mounted inside a translucent shade shown in broken lines, the translucent shade forming no part of the claimed design.

**1 Claim, 5 Drawing Sheets**

**(5 of 5 Drawing Sheet(s) Filed in Color)**



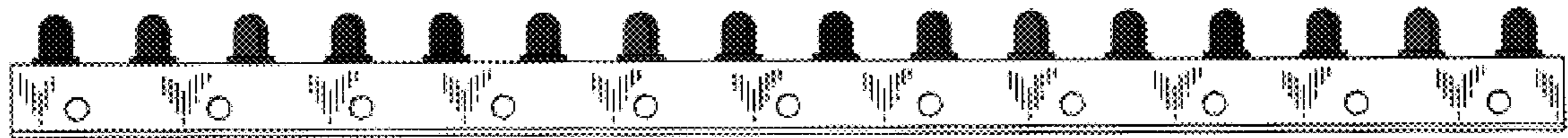
*Fig. 1*



*Fig. 2*



*Fig. 3*



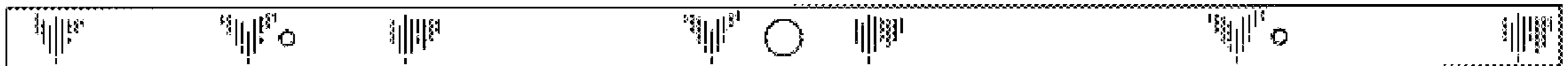
*Fig. 4*

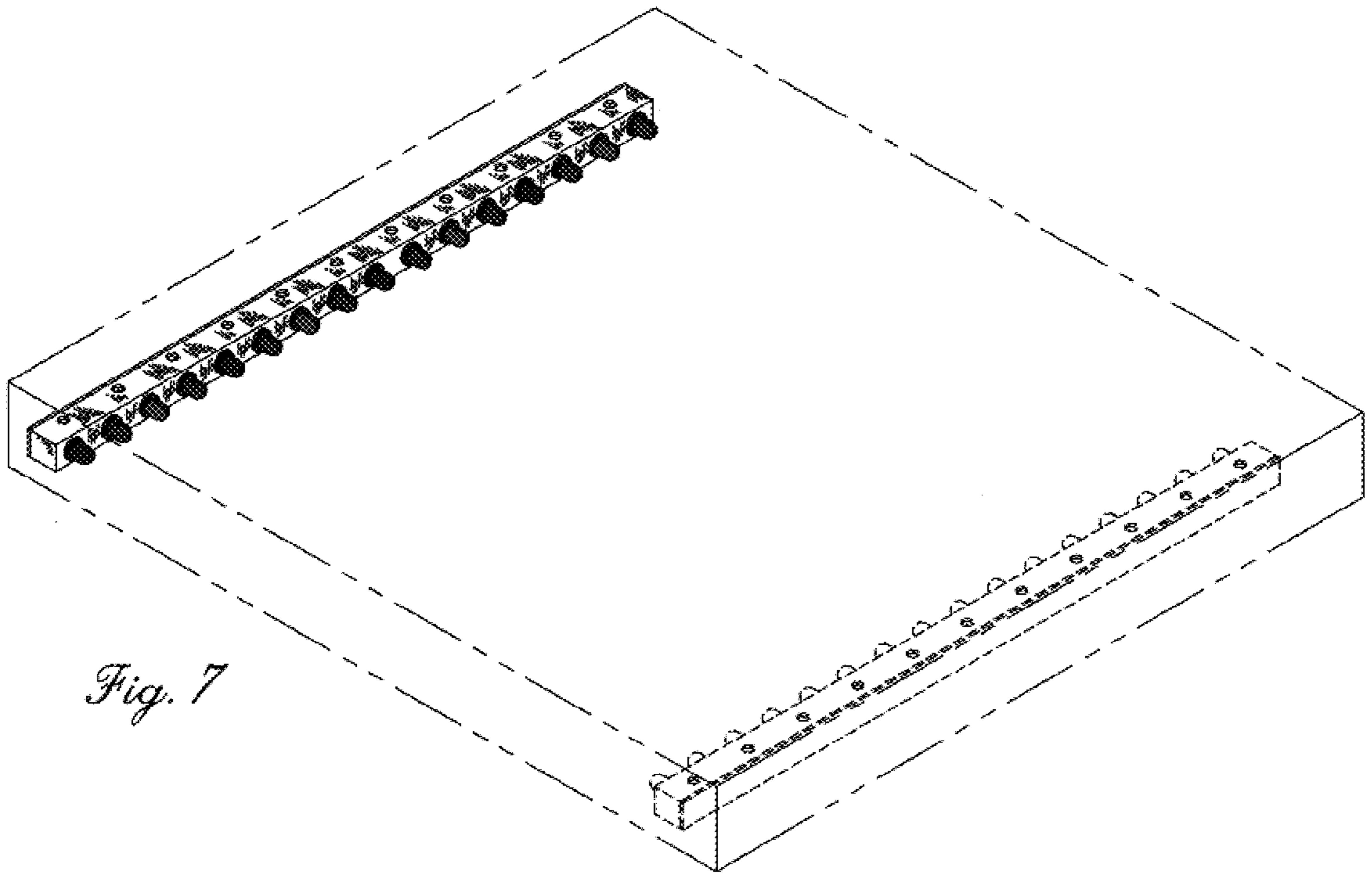


*Fig. 5*



*Fig. 6*





*Fig. 7*

*Fig. 8*

