



US00D441865S

(12) **United States Design Patent**  
**Racenet et al.**

(10) **Patent No.:** **US D441,865 S**

(45) **Date of Patent:** **\*\* May 8, 2001**

(54) **SURGICAL STAPLING DEVICE**

(75) Inventors: **Dave Racenet**, Litchfield; **Tim Wells**, Ridgefield, both of CT (US)

(73) Assignee: **Tyco Healthcare Group LP**, Norwalk, CT (US)

(\*\*) Term: **14 Years**

(21) Appl. No.: **29/131,123**

(22) Filed: **Oct. 13, 2000**

(51) **LOC (7) Cl.** ..... **24-02**

(52) **U.S. Cl.** ..... **D24/145**

(58) **Field of Search** ..... D24/145, 146, D24/147; 606/219, 213, 221, 144, 139; 227/175.1, 176.1, 178.1, 19

(56) **References Cited**

**U.S. PATENT DOCUMENTS**

- D. 283,733 \* 5/1986 Rawson et al. .... D24/145
- D. 294,518 \* 3/1988 Green et al. .... D24/145
- D. 357,981 \* 5/1995 Green et al. .... D24/145

- 5,413,272 \* 5/1995 Green et al. .... 227/175.1
- 5,697,543 \* 12/1997 Burdorff ..... 227/176.1
- 5,830,221 \* 11/1998 Stein et al. .... 606/139
- 5,855,311 \* 1/1999 Hamblin et al. .... 227/176.1
- 6,120,526 \* 9/2000 Daley ..... 606/219

\* cited by examiner

*Primary Examiner*—Ian Simmons

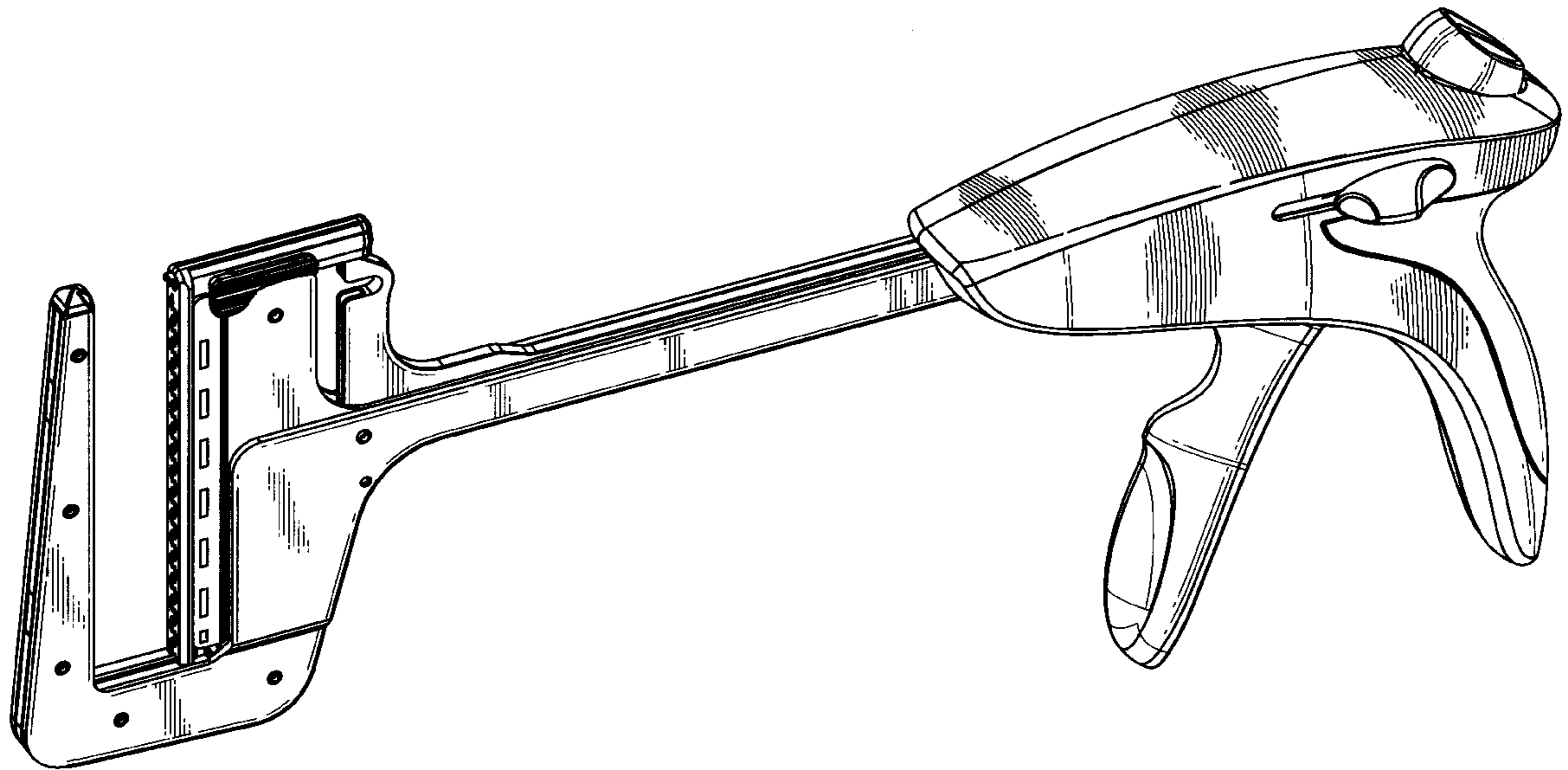
(57) **CLAIM**

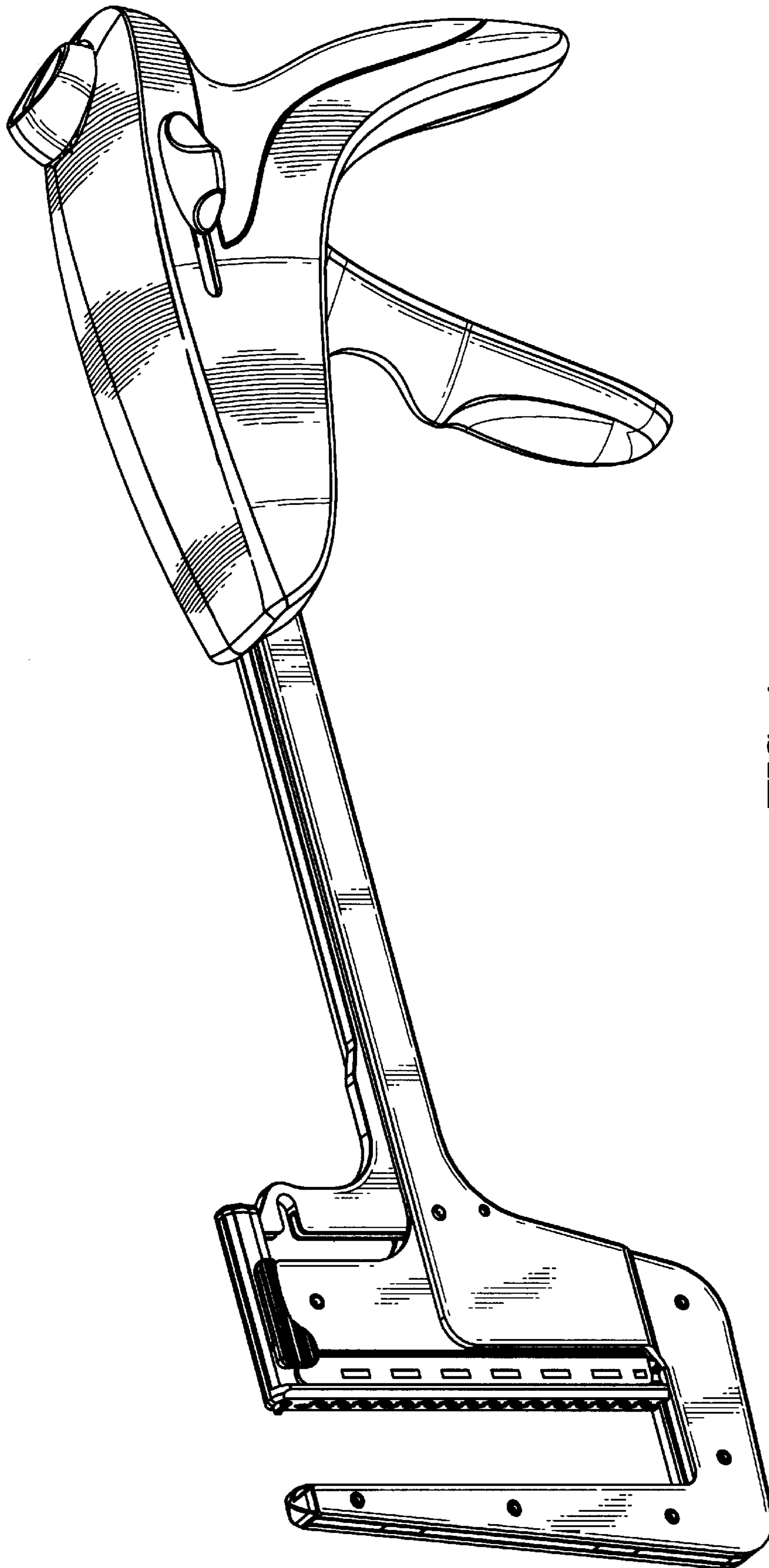
The ornamental design for a surgical stapling device, as shown and described.

**DESCRIPTION**

FIG. 1 is a perspective view of a surgical stapling device showing our new design;  
 FIG. 2 is a side elevational view thereof, the opposite side elevational view being a mirror image thereto;  
 FIG. 3 is a top plan view thereof;  
 FIG. 4 is a rear elevational view thereof;  
 FIG. 5 is a front elevational view thereof; and,  
 FIG. 6 is a bottom elevational view thereof.

**1 Claim, 4 Drawing Sheets**





**FIG. 1**

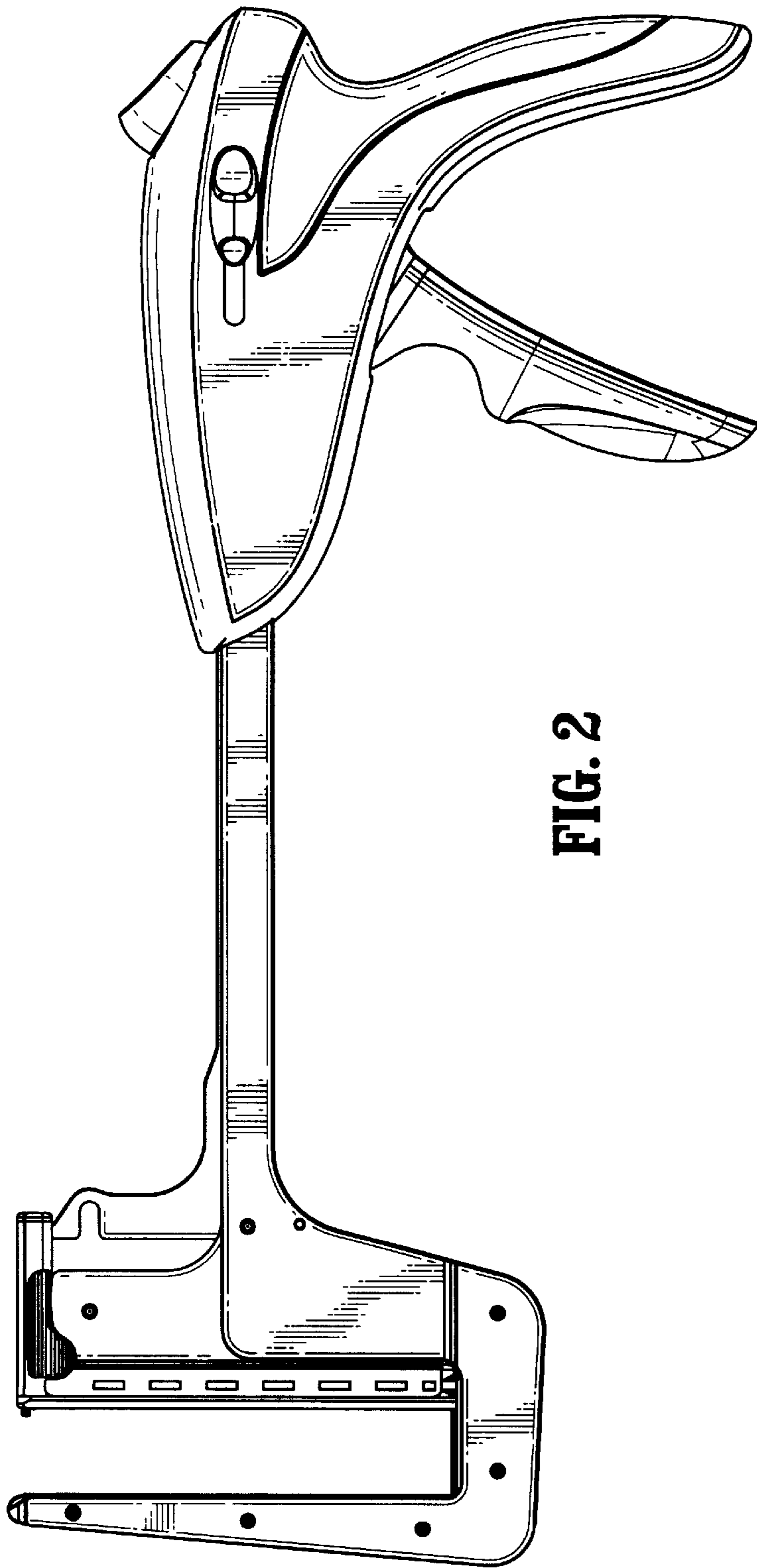


FIG. 2

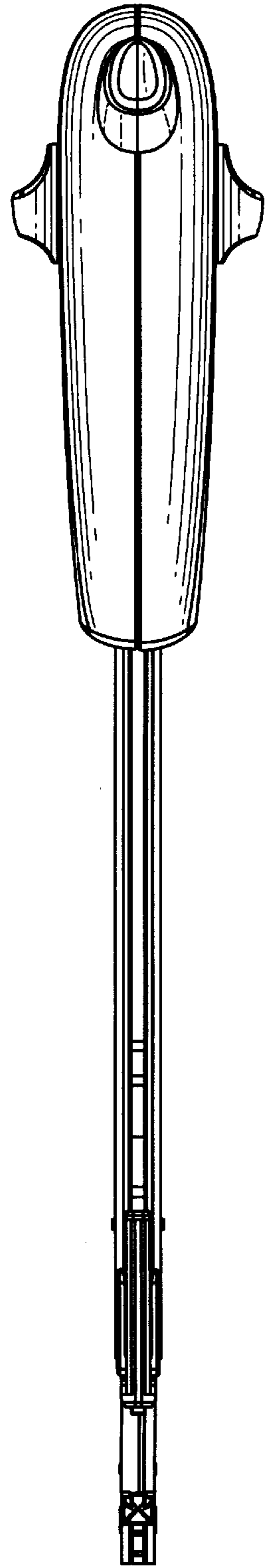
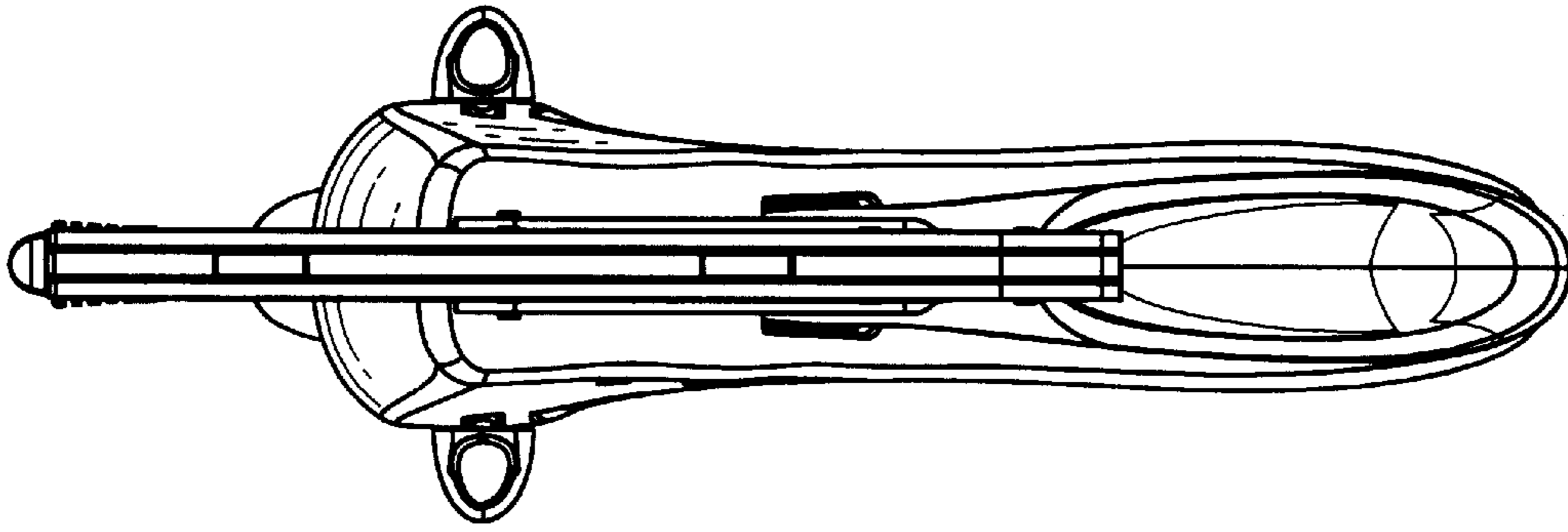
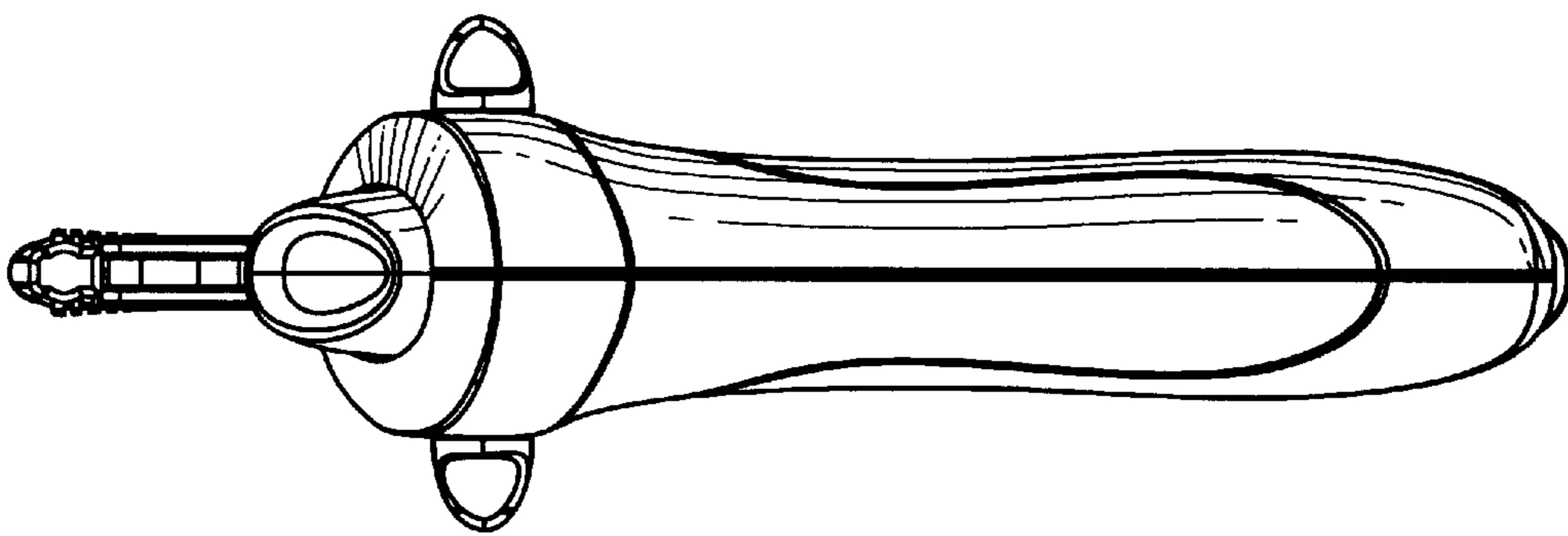



FIG. 3



**FIG. 5**



**FIG. 4**



**FIG. 6**