



US00D441862S

(12) **United States Design Patent**
Cooper et al.

(10) **Patent No.:** **US D441,862 S**

(45) **Date of Patent:** **** May 8, 2001**

(54) **PORTION OF AN INTERFACE FOR A MEDICAL INSTRUMENT**

5,911,036 * 6/1999 Wright et al. 395/94

FOREIGN PATENT DOCUMENTS

(75) Inventors: **Thomas Cooper**, Menlo Park; **Chris Julian**, Los Gatos; **Stephen J. Blumenkranz**, Redwood City, all of CA (US)

WO 98/25666 6/1998 (WO) .

* cited by examiner

Primary Examiner—Stella Reid

(73) Assignee: **Intuitive Surgical, Inc.**, Mountain View, CA (US)

(74) *Attorney, Agent, or Firm*—Townsend Townsend & Crew LLP; Mark D. Barrish, Esq.

(**) Term: **14 Years**

(57) **CLAIM**

(21) Appl. No.: **29/097,544**

The ornamental design for a portion of an interface for a medical instrument, as shown and described.

(22) Filed: **Dec. 8, 1998**

DESCRIPTION

(51) **LOC (7) Cl.** **24-02**

(52) **U.S. Cl.** **D24/133**

(58) **Field of Search** D24/133, 138;
600/101, 102, 117, 185; 606/139, 130;
128/4, 6; 901/2, 9

This application is related to concurrently filed applications Ser. No. 29/097,552, filed Dec. 8, 1998, application Ser. No. 29/097,550, filed Dec. 8, 1998, application Ser. No. 29/097,551, filed Dec. 8, 1998, the disclosures of which are herein incorporated by reference for all purposes.

FIG. 1 is a bottom plan view of a portion of an interface for a medical instrument showing our new design; and, FIG. 2 is a top plan view thereof; at an enlarged scale.

The broken line drawings of the environment in which the invention may be used forms no part of the claimed design.

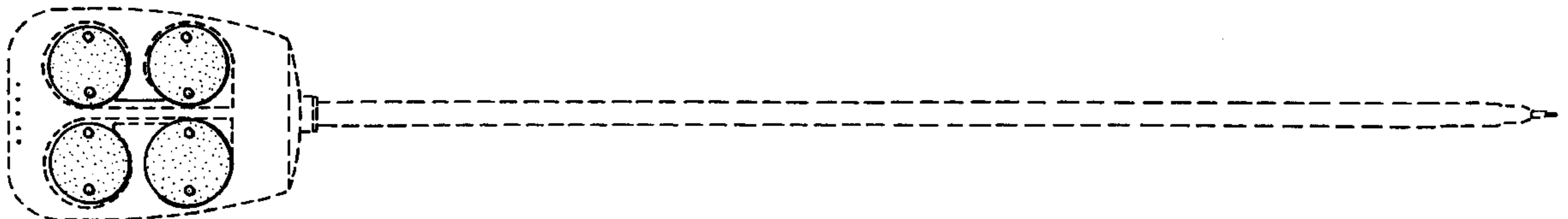
A perspective view, a front and rear elevational view, and right and left elevation view are not shown since the claimed design does not appear in these views.

(56) **References Cited**

U.S. PATENT DOCUMENTS

5,125,394	*	6/1992	Chatenever et al.	600/112
5,184,601		2/1993	Putnam	128/4
5,623,582	*	4/1997	Rosenberg	395/99
5,814,038	*	9/1998	Jensen et al.	606/1
5,855,583		1/1999	Wang et al.	600/139
5,876,325	*	3/1999	Mizuno et al.	600/102

1 Claim, 2 Drawing Sheets



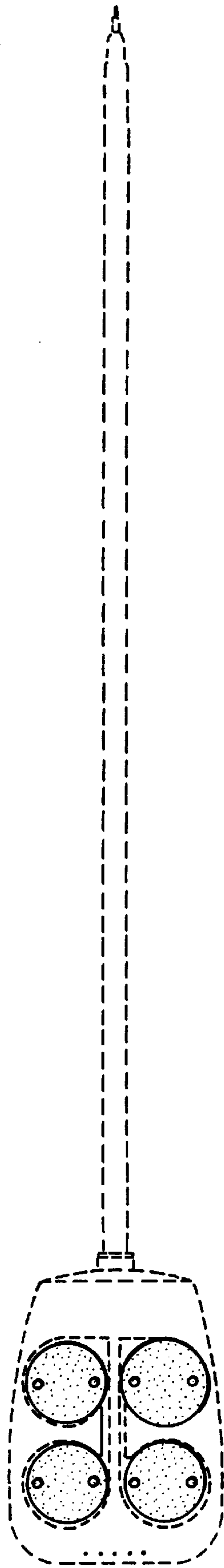


FIG. 1.

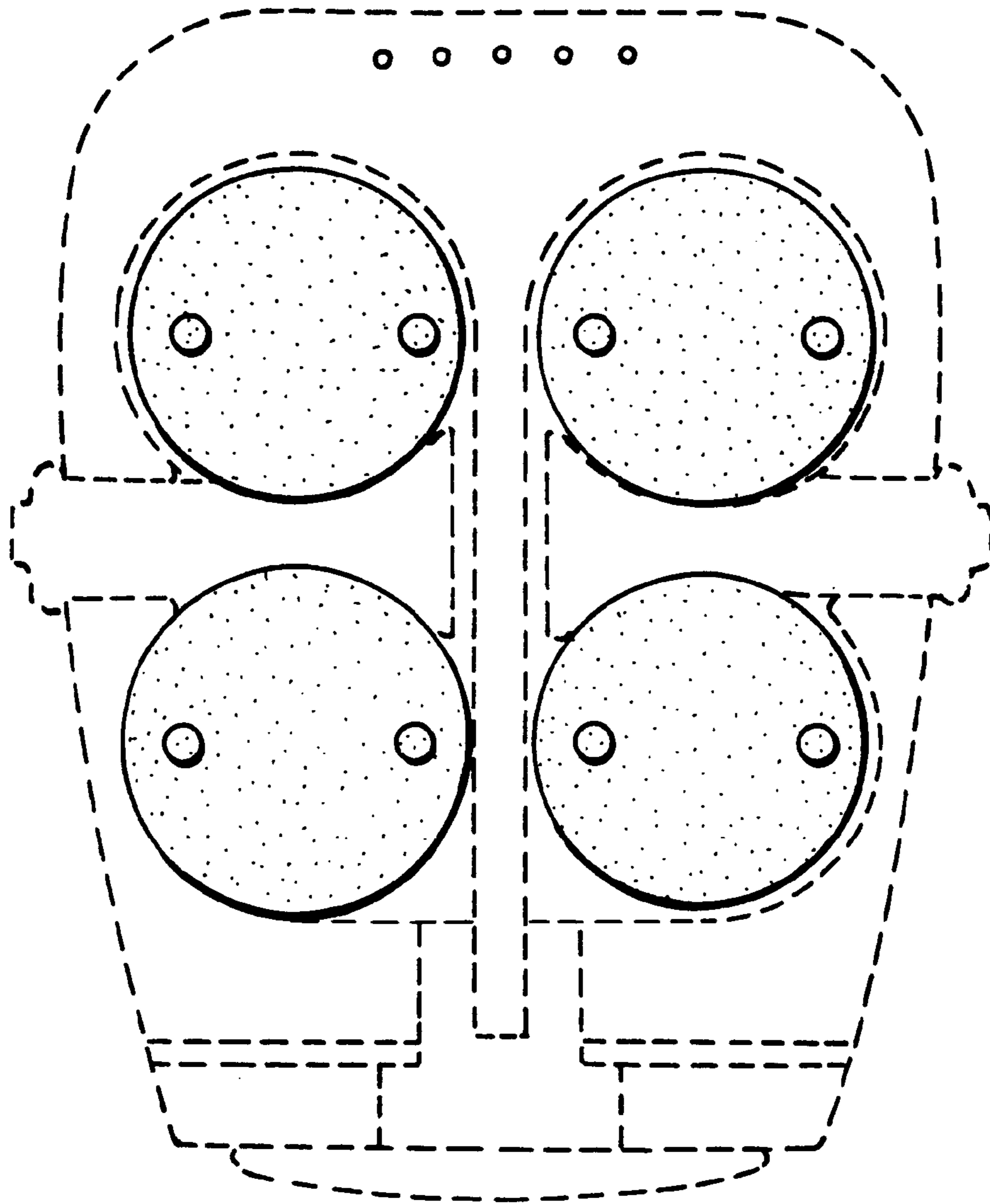


FIG. 2.