



US00D441841S

(12) **United States Design Patent**  
**Hunter et al.**

(10) **Patent No.:** **US D441,841 S**

(45) **Date of Patent:** **\*\* May 8, 2001**

(54) **ESCUTCHEON**

D. 374,709 \* 10/1996 Doughty et al. .... D23/249  
D. 428,969 \* 8/2000 Pitsch ..... D23/241

(75) Inventors: **Brian Hunter**, Nederland, CO (US);  
**Wolfgang Fabian**, Mannheim (DE)

\* cited by examiner

(73) Assignee: **American Standard International Inc.**, New York, NY (US)

*Primary Examiner*—Louis S. Zarfaz  
*Assistant Examiner*—Gregory Andoll

(\*\*) Term: **14 Years**

(57) **CLAIM**

The ornamental design for an escutcheon, as shown and described.

(21) Appl. No.: **29/121,257**

(22) Filed: **Apr. 4, 2000**

**DESCRIPTION**

(51) **LOC (7) Cl.** ..... **23-01**

FIG. 1 is a perspective view of an escutcheon showing my new design;

(52) **U.S. Cl.** ..... **D23/249; D23/241**

FIG. 2 is a left side elevational view thereof;

(58) **Field of Search** ..... D23/238–243,  
D23/249–257; D8/350; 4/675–678; 137/801

FIG. 3 is a right side elevational view thereof;

FIG. 4 is a top plan view thereof;

FIG. 5 is a front elevational view thereof;

FIG. 6 is a rear elevational view thereof; and,

FIG. 7 is a bottom plan view thereof.

(56) **References Cited**

**U.S. PATENT DOCUMENTS**

D. 355,478 \* 2/1995 Allen et al. .... D23/249

**1 Claim, 3 Drawing Sheets**

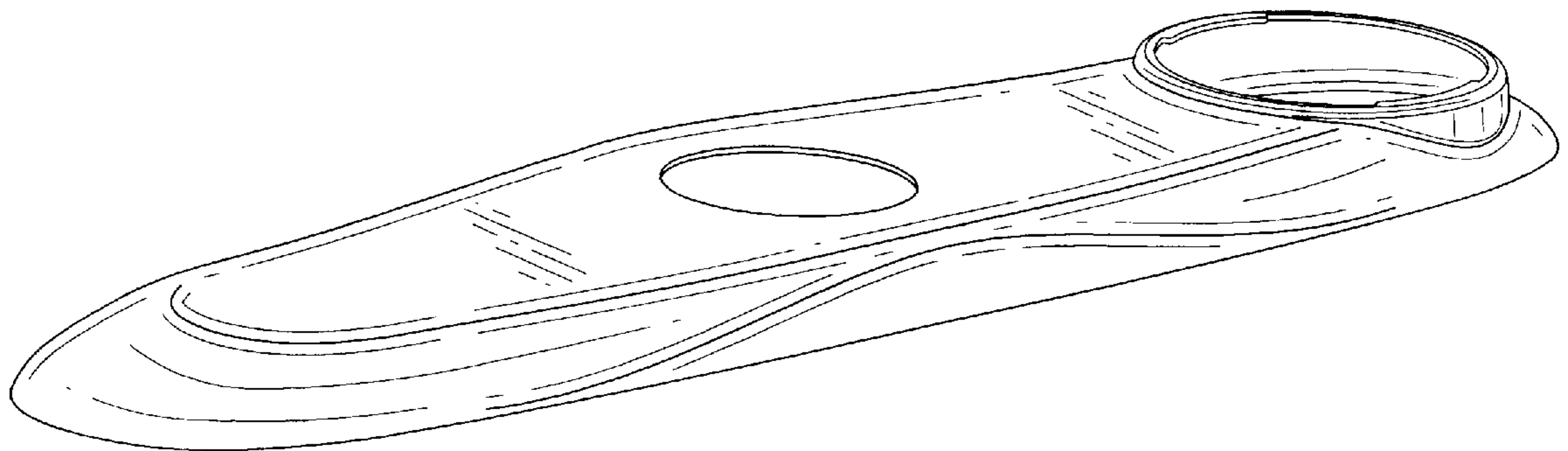


FIG. 1

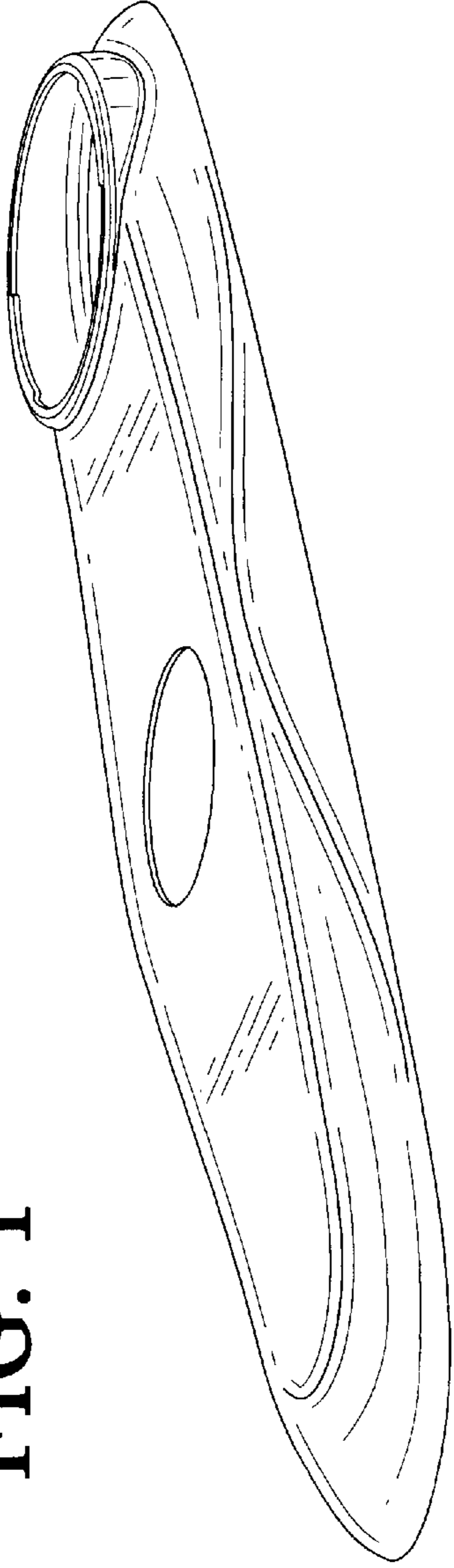


FIG. 2




FIG. 3



FIG. 4

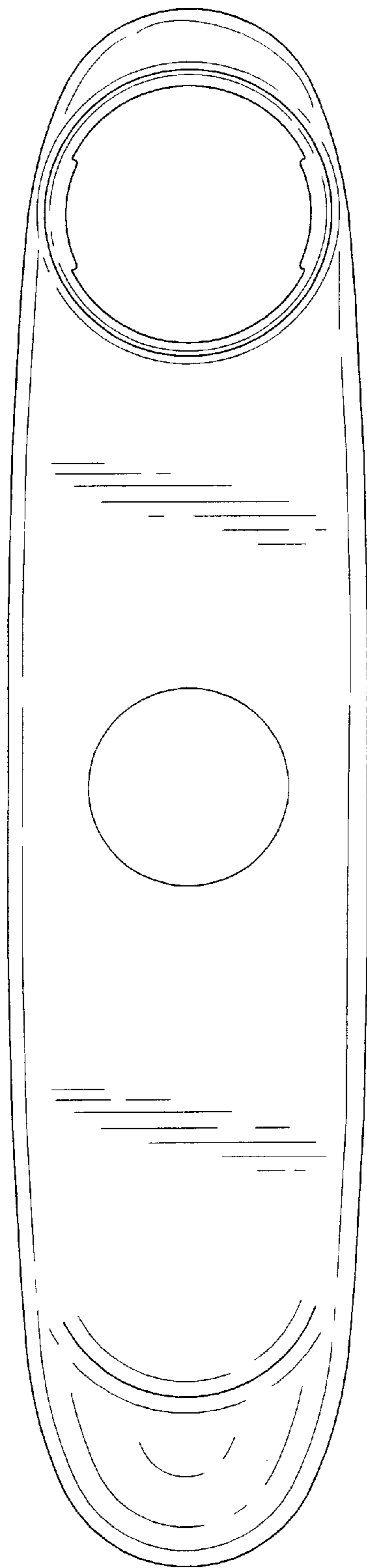


FIG. 5




FIG. 6



FIG. 7

