



US00D441836S

(12) **United States Design Patent**
Mark et al.

(10) **Patent No.:** **US D441,836 S**

(45) **Date of Patent:** **** May 8, 2001**

(54) **FAUCET WITH PULL-OUT SPOUT**

(75) Inventors: **Darren M. Mark**, Valencia; **Jerome F. Czerwinski, Jr.**, Long Beach; **Alvin Tolosa**, Ventura, all of CA (US)

(73) Assignee: **Emhart Inc.**, Newark, DE (US)

(**) Term: **14 Years**

(21) Appl. No.: **29/120,100**

(22) Filed: **Feb. 17, 2000**

(51) **LOC (7) Cl.** **23-01**

(52) **U.S. Cl.** **D23/238**

(58) **Field of Search** D23/238-243,
D23/250-257; 4/675-678; 137/801

(56) **References Cited**

U.S. PATENT DOCUMENTS

D. 221,431	8/1971	Petterson .	
D. 281,096	* 10/1985	Arnold et al.	D23/238
D. 297,257	8/1988	Kohler, Jr. et al. .	
D. 299,739	2/1989	Kohler, Jr. et al. .	
D. 304,069	10/1989	Haug et al. .	
D. 314,040	* 1/1991	Heleck	D23/238
D. 323,022	1/1992	Ragonot .	
D. 326,897	* 6/1992	Williams	D23/238
D. 331,275	11/1992	Knapp .	
D. 331,276	11/1992	Knapp .	
D. 343,227	1/1994	Dannenberg et al. .	
D. 350,591	9/1994	Kawakami .	
D. 351,218	* 10/1994	Sieger	D23/241
D. 363,764	10/1995	Starck .	
D. 364,213	11/1995	Dannenberg et al. .	
D. 366,098	1/1996	Gottwald .	
D. 371,428	* 7/1996	Gottwald	D23/238
D. 372,958	8/1996	Gottwald .	
D. 376,413	* 12/1996	Kergoet	D23/238

D. 377,679	1/1997	Gottwald .	
D. 379,213	5/1997	Gottwald .	
D. 398,039	9/1998	Ku .	
D. 408,895	4/1999	Lai .	
D. 426,622	* 6/2000	Mark et al.	D23/257
D. 428,965	* 8/2000	Slothower	D23/238
4,827,528	5/1989	Heimann et al. .	
5,758,690	6/1998	Humpert et al. .	
5,871,029	2/1999	Peteri et al. .	

* cited by examiner

Primary Examiner—Louis S. Zarfes

(74) *Attorney, Agent, or Firm*—Edward D. Murphy; John D. Del Ponti

(57) **CLAIM**

The ornamental design for a faucet with pull-out spout, as shown and described.

DESCRIPTION

FIG. 1 is a perspective view of our new design for a faucet with pull-out spout;

FIG. 2 is a rear elevational view of our new design for the faucet with pull-out spout;

FIG. 3 is a front elevational view of our new design for the faucet with pull-out spout;

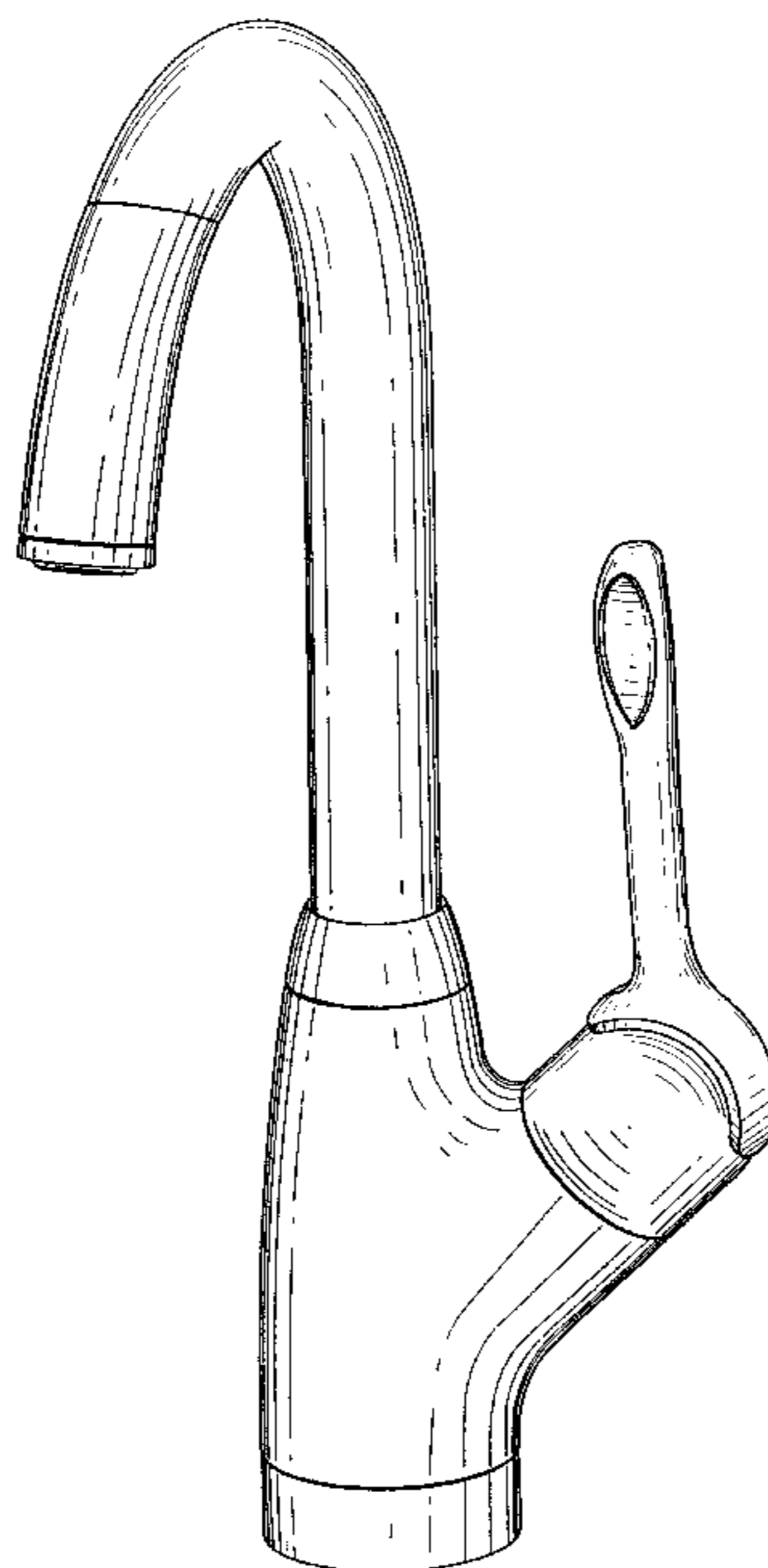
FIG. 4 is a bottom plan view of our new design for the faucet with pull-out spout;

FIG. 5 is a top plan view of our new design for the faucet with pull-out spout;

FIG. 6 is a left side elevational view of our new design for the faucet with pull-out spout viewed from the side opposite the handle socket; and,

FIG. 7 is a right side elevational view of our new design for the faucet with pull-out spout viewed from the handle socket side.

1 Claim, 5 Drawing Sheets



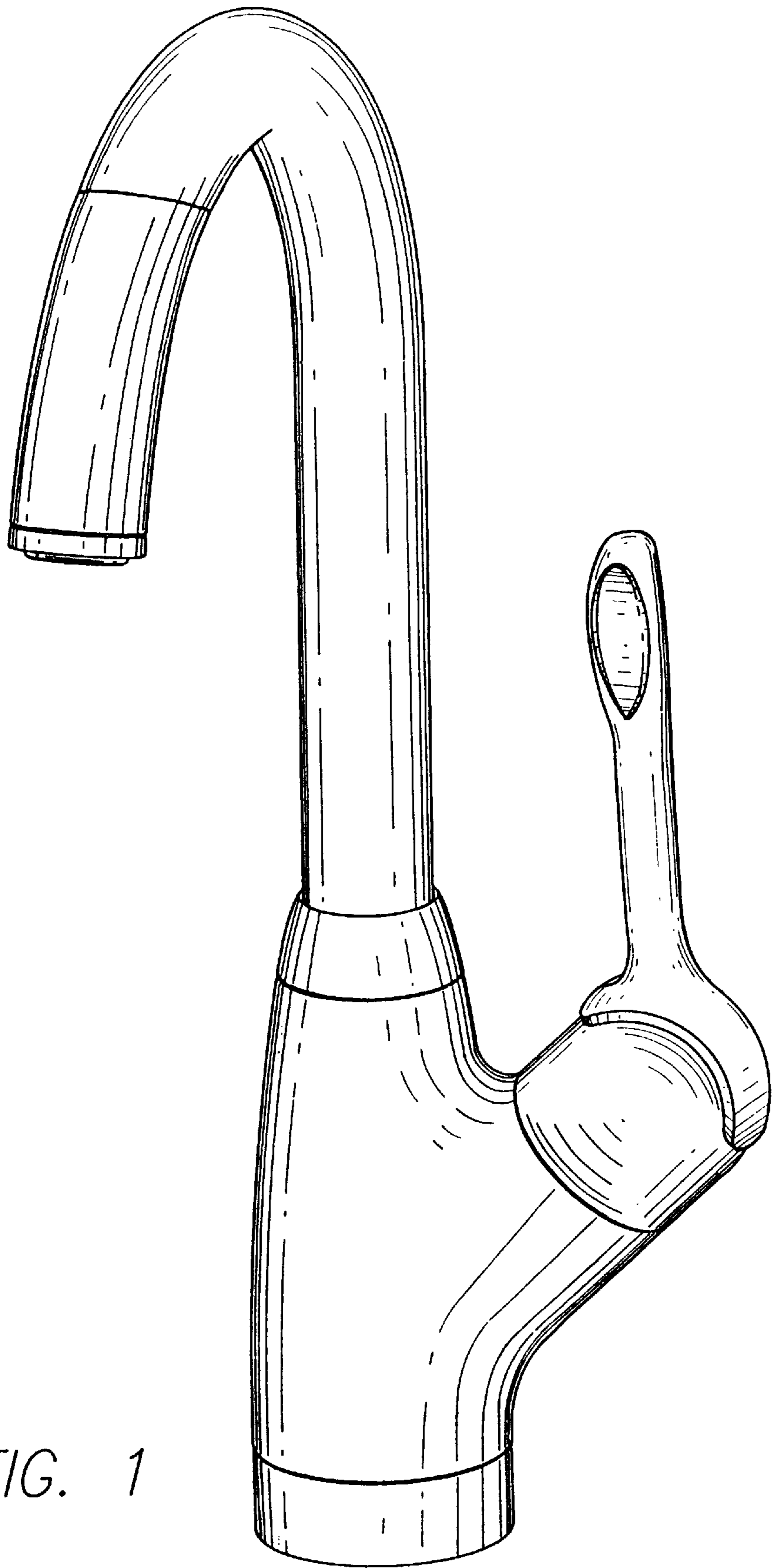
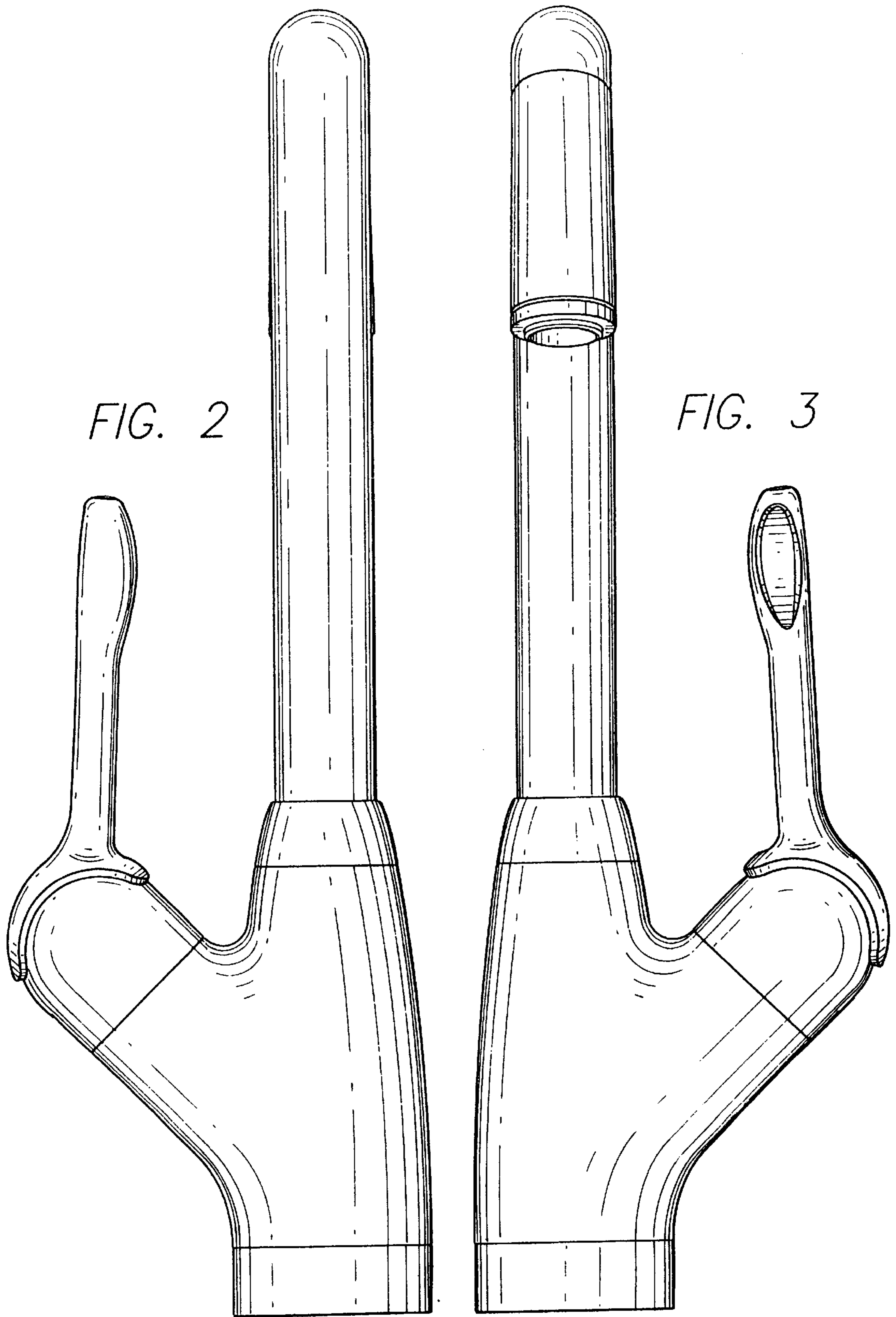

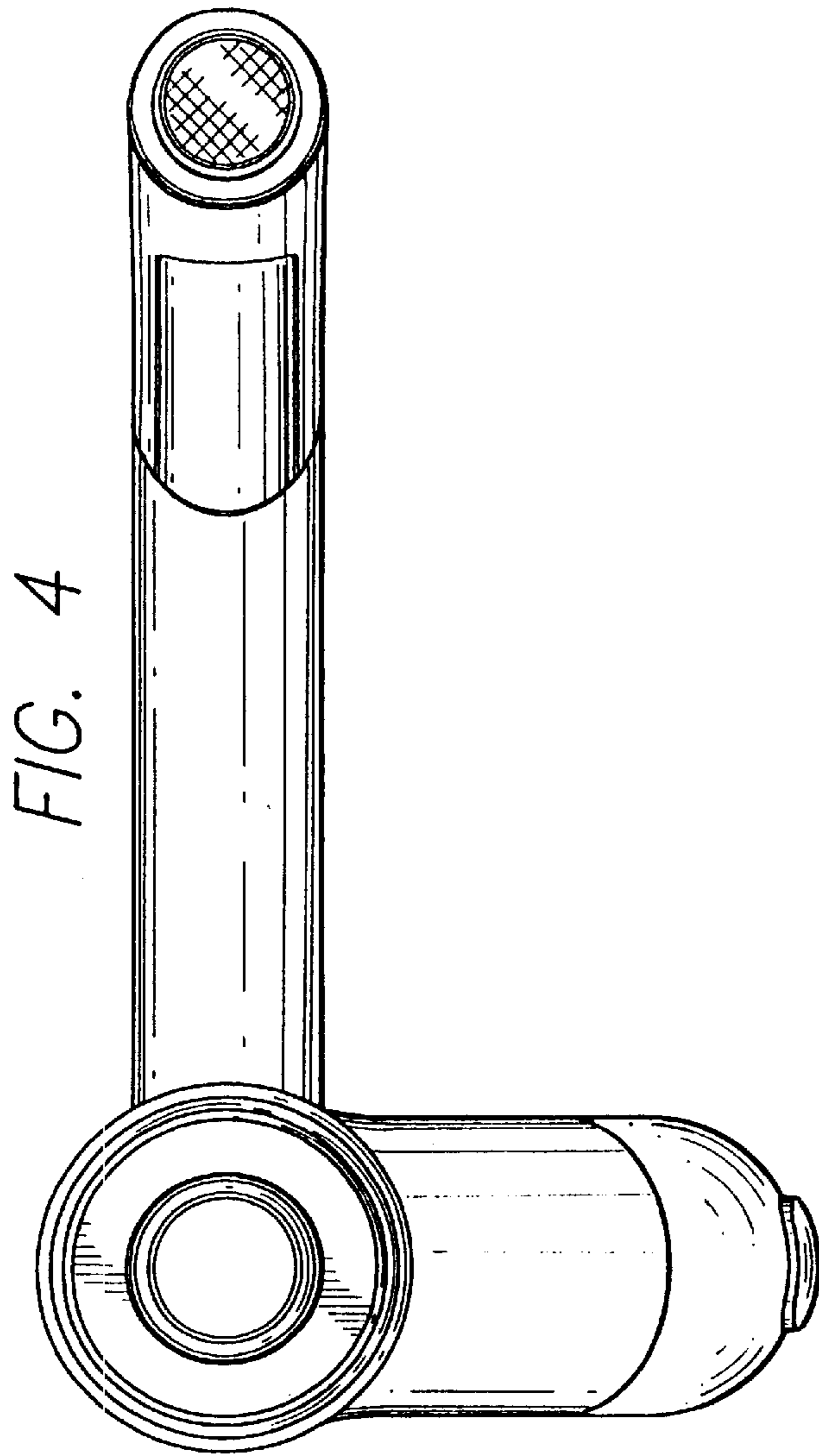


FIG. 1





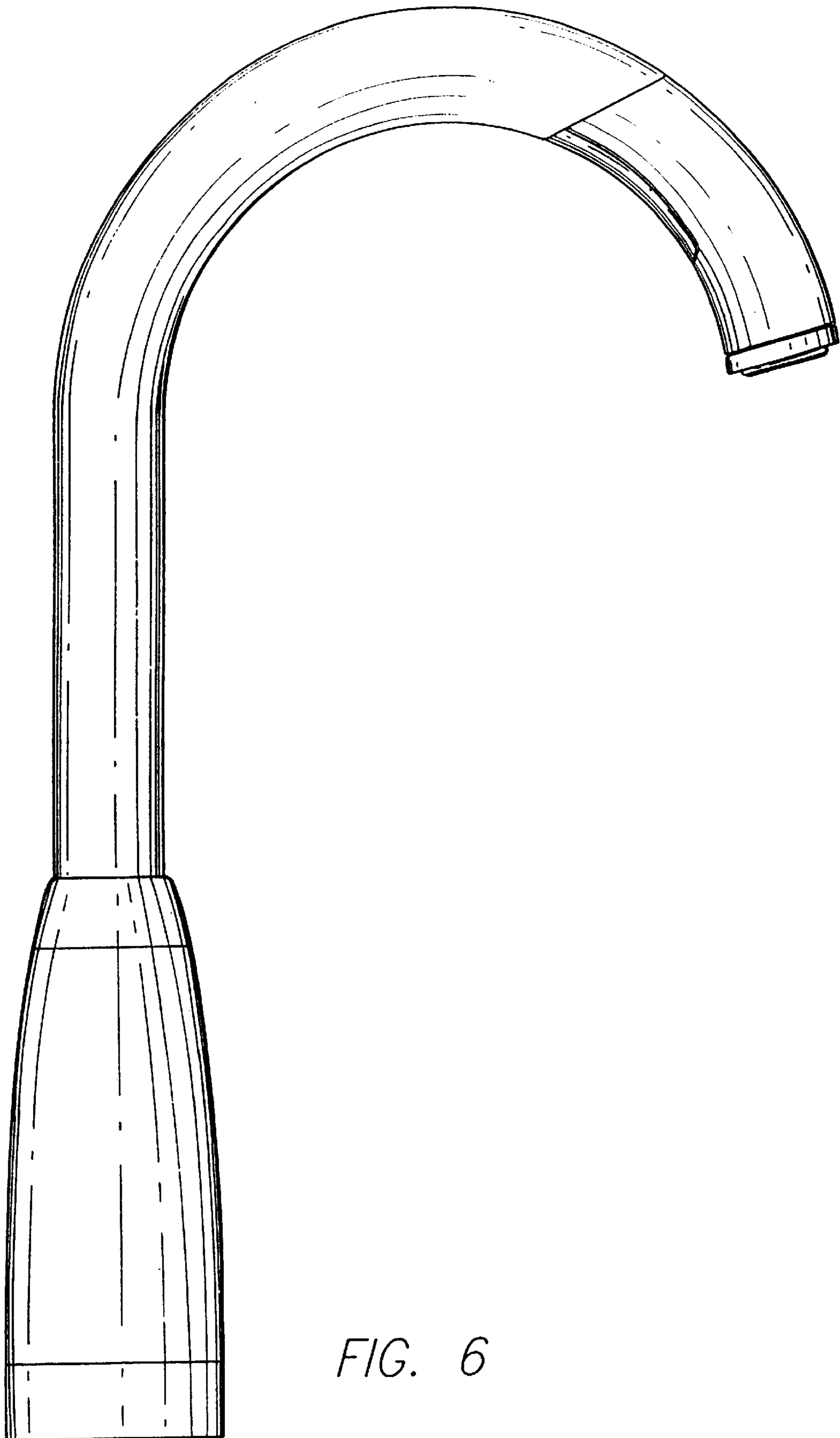


FIG. 6

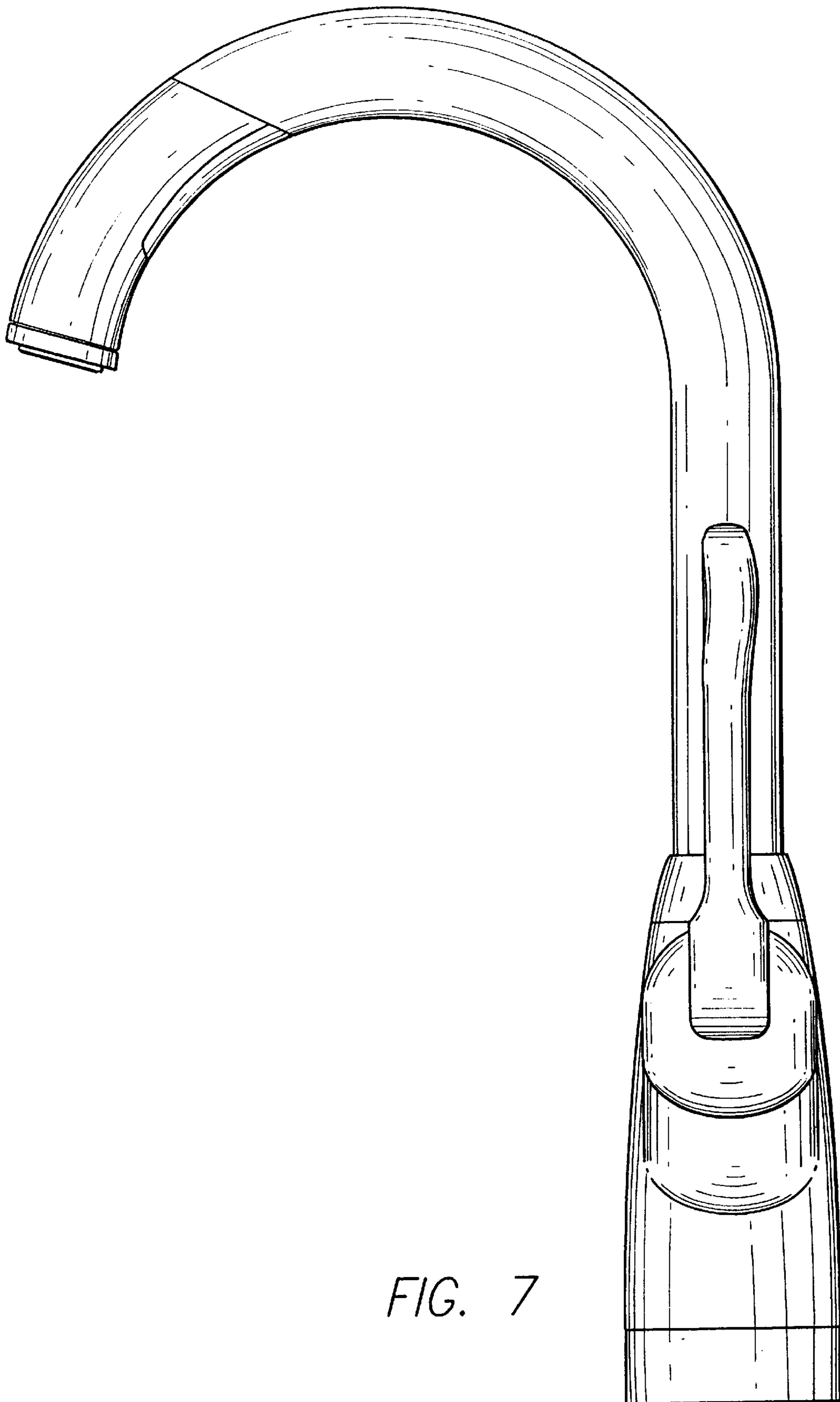


FIG. 7