



US00D441818S

(12) **United States Design Patent**
Sato

(10) **Patent No.:** **US D441,818 S**

(45) **Date of Patent:** **** May 8, 2001**

(54) **GOLF CLUB HEAD**

(75) Inventor: **Tokuo Sato**, Hiroshima (JP)

(73) Assignee: **Ryobi, Ltd.**, Hiroshima (JP)

(**) Term: **14 Years**

(21) Appl. No.: **29/113,364**

(22) Filed: **Nov. 3, 1999**

(30) **Foreign Application Priority Data**

Dec. 25, 1998 (JP) 10-37408

(51) **LOC (7) Cl.** **21-02**

(52) **U.S. Cl.** **D21/733**

(58) **Field of Search** D21/733, 752;
473/324, 327-331, 345, 346

(56) **References Cited**

U.S. PATENT DOCUMENTS

D. 385,607 * 10/1997 Adams D21/752

D. 406,292 * 3/1999 Loung D21/733

D. 424,641 * 5/2000 Sato D21/733

D. 425,589 * 5/2000 Ishikawa et al. D21/733

* cited by examiner

Primary Examiner—Mitchell Siegel

(74) *Attorney, Agent, or Firm*—Rader, Fishman & Grauer

(57) **CLAIM**

The ornamental design for a golf club head, as shown and described.

DESCRIPTION

FIG. 1 is a top plan view of a golf club head showing my new design;

FIG. 2 is a front elevational view thereof;

FIG. 3 is a bottom plan view thereof;

FIG. 4 is a rear elevational view thereof;


FIG. 5 is a left side elevational view thereof;

FIG. 6 is a right side elevational view thereof;

FIG. 7 is a top, rear, left perspective view thereof; and,

FIG. 8 is a bottom, rear, left perspective view thereof.

1 Claim, 3 Drawing Sheets






FIG. 1

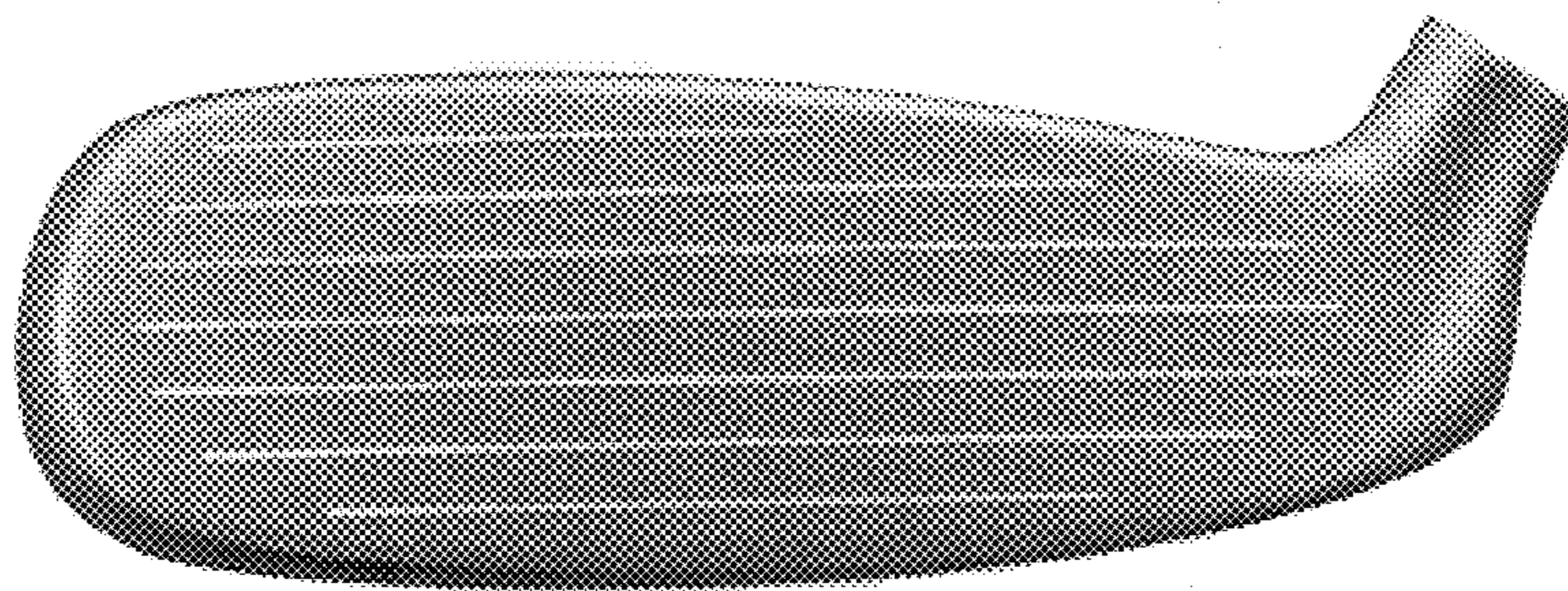


FIG. 2




FIG. 3

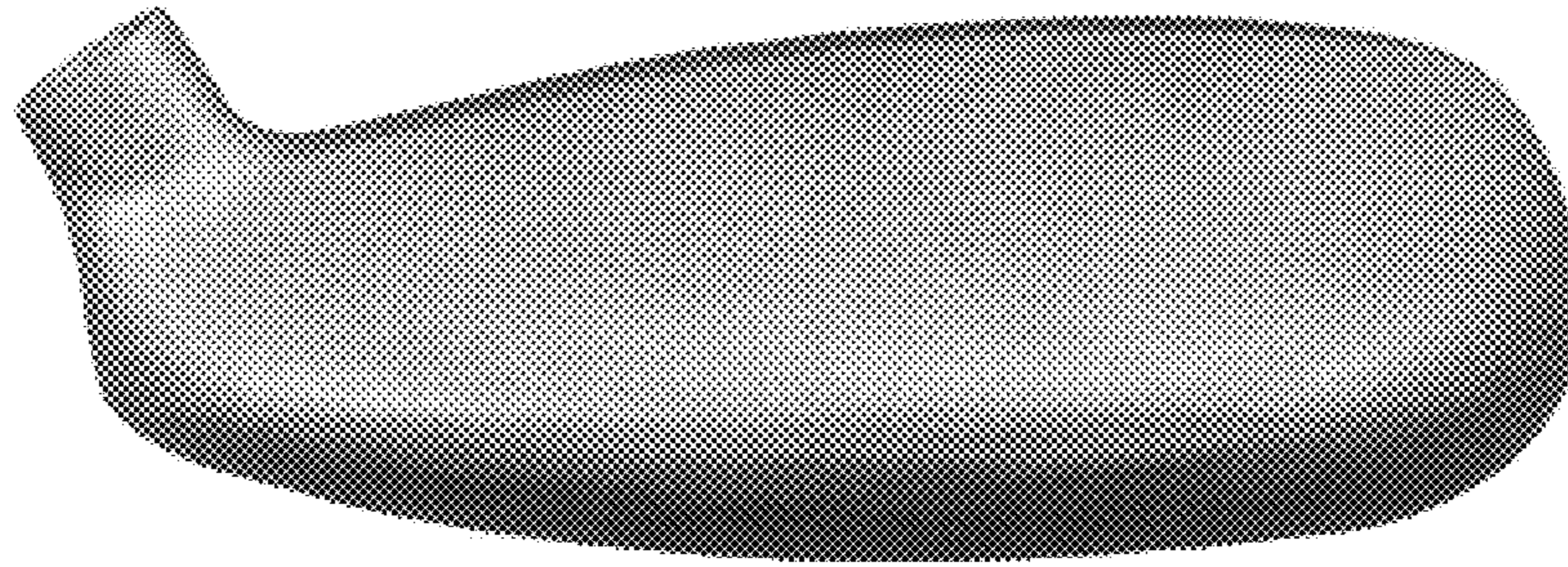


FIG. 4

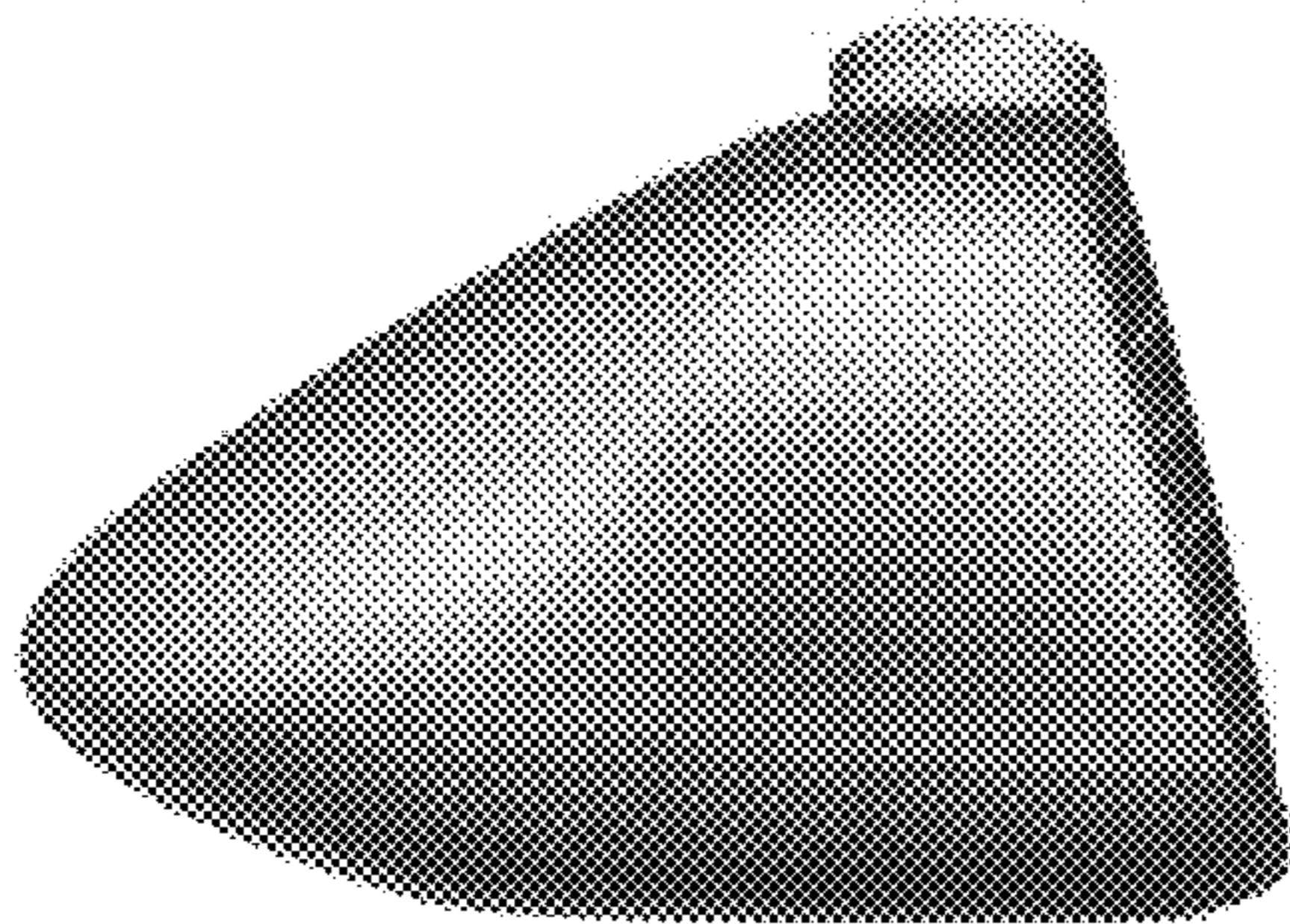


FIG. 5

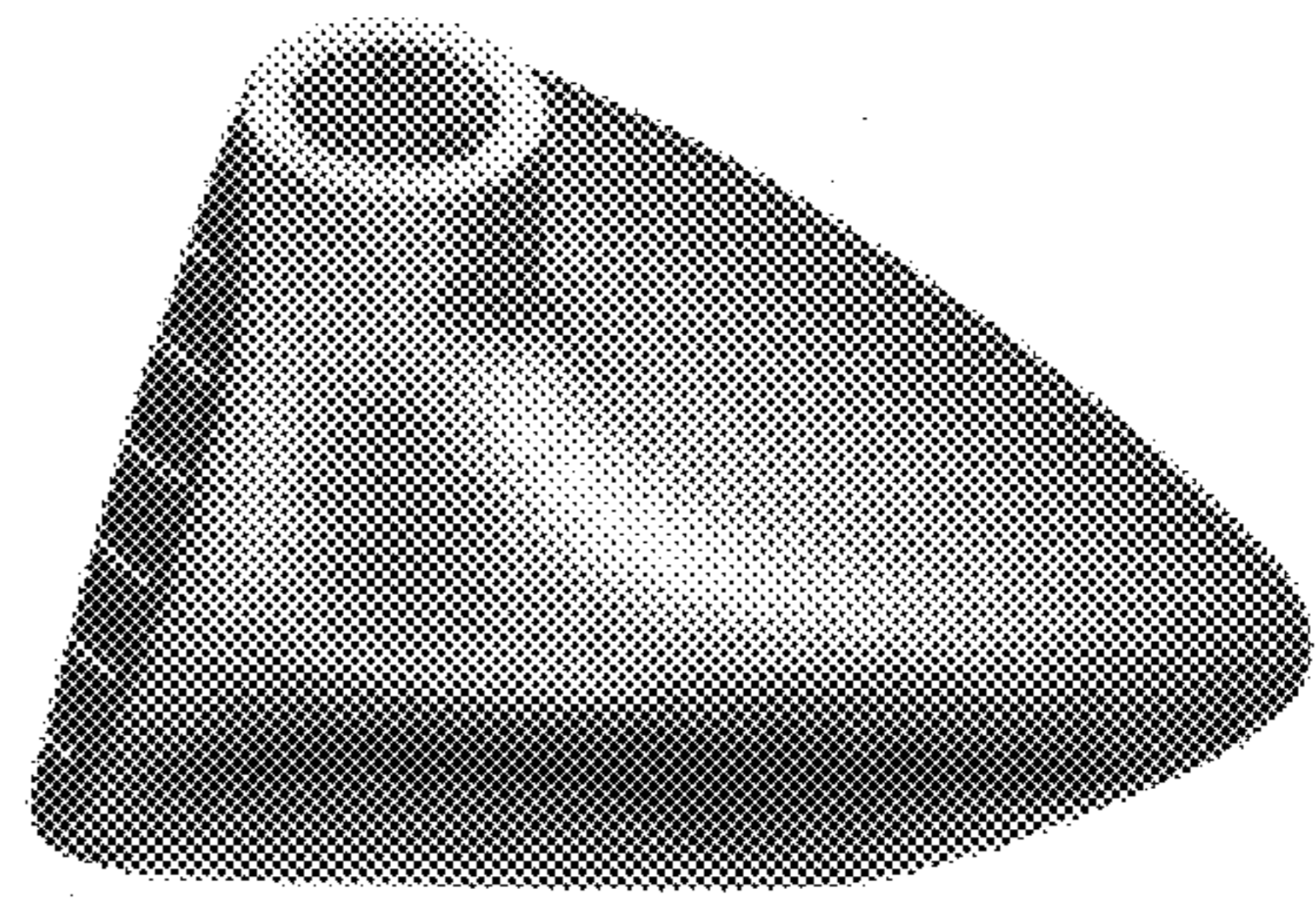


FIG. 6




FIG. 7




FIG. 8