

US00D441806S

(12) **United States Design Patent**  
**Bensimon**

(10) **Patent No.: US D441,806 S**

(45) **Date of Patent: \*\* May 8, 2001**

(54) **SET OF DICE**

(76) Inventor: **Olivier Bensimon**, 32, rue du Mont  
Thabor, 75001 Paris (FR)

(\*\*) Term: **14 Years**

(21) Appl. No.: **29/126,270**

(22) Filed: **Jul. 12, 2000**

(30) **Foreign Application Priority Data**

Jan. 14, 2000 (FR) ..... 00 0224

(51) **LOC (7) Cl. .... 21-01**

(52) **U.S. Cl. .... D21/373**

(58) **Field of Search .... D21/334-369,**  
**D21/372, 373, 386; 273/146**

(56) **References Cited**

**U.S. PATENT DOCUMENTS**

D. 210,738	*	4/1968	Armand	.....	D21/373
D. 262,726	*	1/1982	Rice	.....	D21/373
D. 290,273	*	6/1987	Obrzut	.....	D21/373
D. 292,725	*	11/1987	Zacherle	.....	D21/637
D. 383,799	*	9/1997	Beaumier et al.	.....	D21/373
D. 389,874	*	1/1998	Kazangian	.....	D21/373

\* cited by examiner

*Primary Examiner*—Sandra L. Morris

(74) *Attorney, Agent, or Firm*—Roger S. Dybvig

(57) **CLAIM**

The ornamental design for a set of dice, substantially as shown and described.

**DESCRIPTION**

FIG. 1 is a perspective view taken from the front, upper and right side of a first die of a set of dice in accordance with this invention, showing the top, front and left face thereof.

FIG. 2 is a perspective view taken from the back, lower and left side thereof and showing the bottom, rear and right face thereof.

FIG. 3 is a perspective view taken from the front, upper and right side of a second die showing the top, front and left face thereof.

FIG. 4 is a perspective view taken from the back, lower and left side of the second die and showing the bottom, rear and right face thereof.

FIG. 5 is a perspective view taken from the front, upper and right side of a die of a third die showing the top, front and left face thereof; and,

FIG. 6 is a perspective view taken from the back, lower and left side of the third die and showing the bottom, rear and right face thereof.

**1 Claim, 1 Drawing Sheet**





FIG-1




FIG-2




FIG-3




FIG-4




FIG-5




FIG-6

