



US00D441803S

(12) **United States Design Patent**
Streifel

(10) **Patent No.:** **US D441,803 S**

(45) **Date of Patent:** **** May 8, 2001**

(54) **CRIBBAGE BOARD**

OTHER PUBLICATIONS

(76) Inventor: **Ronald D Streifel**, 9428 Stanley Street,
Chilliwack, BC (CA), V2P 3Y3

Gifts and Decorative Accessories, May 1977. P. 140, "29"
Cribbage game.*

(**) Term: **14 Years**

* cited by examiner

(21) Appl. No.: **29/112,082**

Primary Examiner—Sandra L. Morris

(22) Filed: **Oct. 8, 1999**

(57) **CLAIM**

(51) **LOC (7) Cl.** **21-01**

The ornamental design for a cribbage board, as shown.

(52) **U.S. Cl.** **D21/343**

DESCRIPTION

(58) **Field of Search** D21/334-368,
D21/385, 396; D10/46.1; 273/236-285,
288-291

FIG. 1 is a top plan view of the cribbage board of the present
invention;

(56) **References Cited**

FIG. 2 is a bottom plan view of the cribbage board of FIG.
1;

U.S. PATENT DOCUMENTS

FIG. 3 is a right side elevational view of the cribbage board
of FIG. 1;

D. 218,692	*	9/1970	McSweeney	D21/343
D. 263,061	*	2/1982	Lease	D21/343
D. 308,830		6/1990	Watson	D10/46.1
D. 310,490		9/1990	Coffee	D10/46.1
D. 311,707		10/1990	Clements	D10/46.1
D. 311,870		11/1990	Voorhees	D10/46.1
D. 319,197		8/1991	Du Mond, Jr.	D10/46.1
5,407,206		4/1995	Cohen	273/249

FIG. 4 is a left side elevational view of the cribbage board
of FIG. 1;

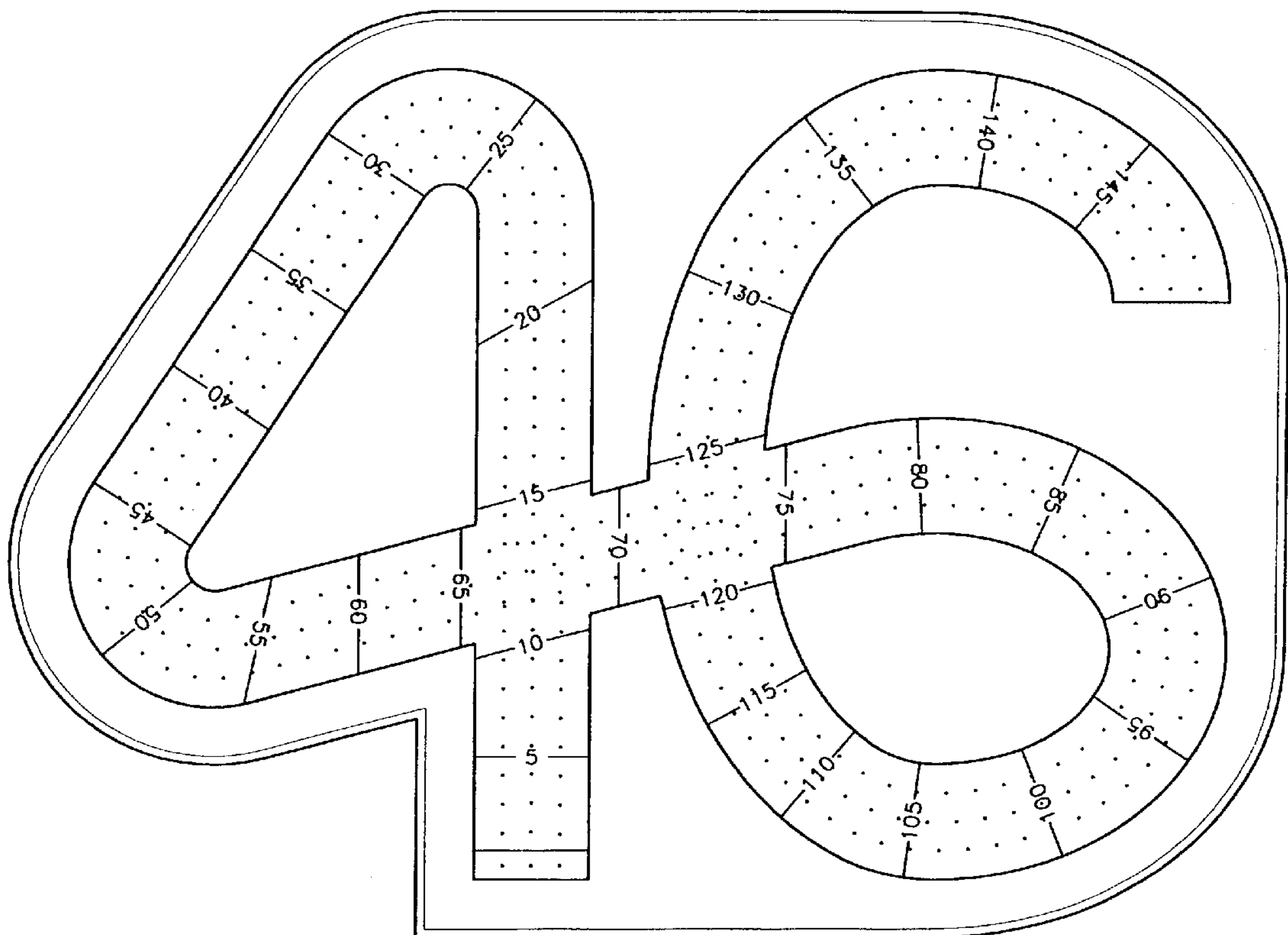
FOREIGN PATENT DOCUMENTS

27832/214 * 12/1965 (CA).

FIG. 5 is a back elevational view of the cribbage board of
FIG. 1; and,

FIG. 6 is a front elevational view of the cribbage board of
FIG. 1.

1 Claim, 2 Drawing Sheets



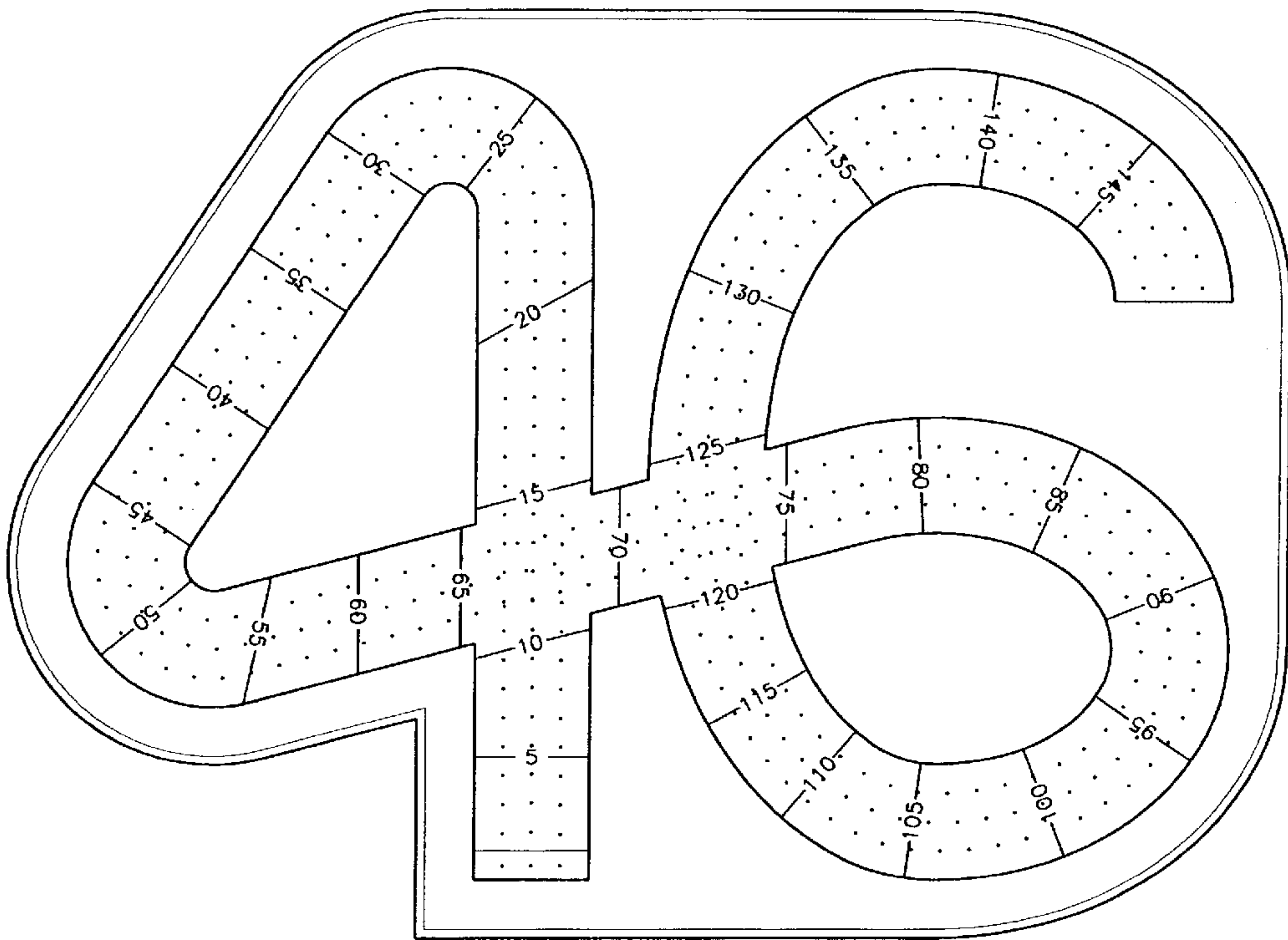


Fig. 1

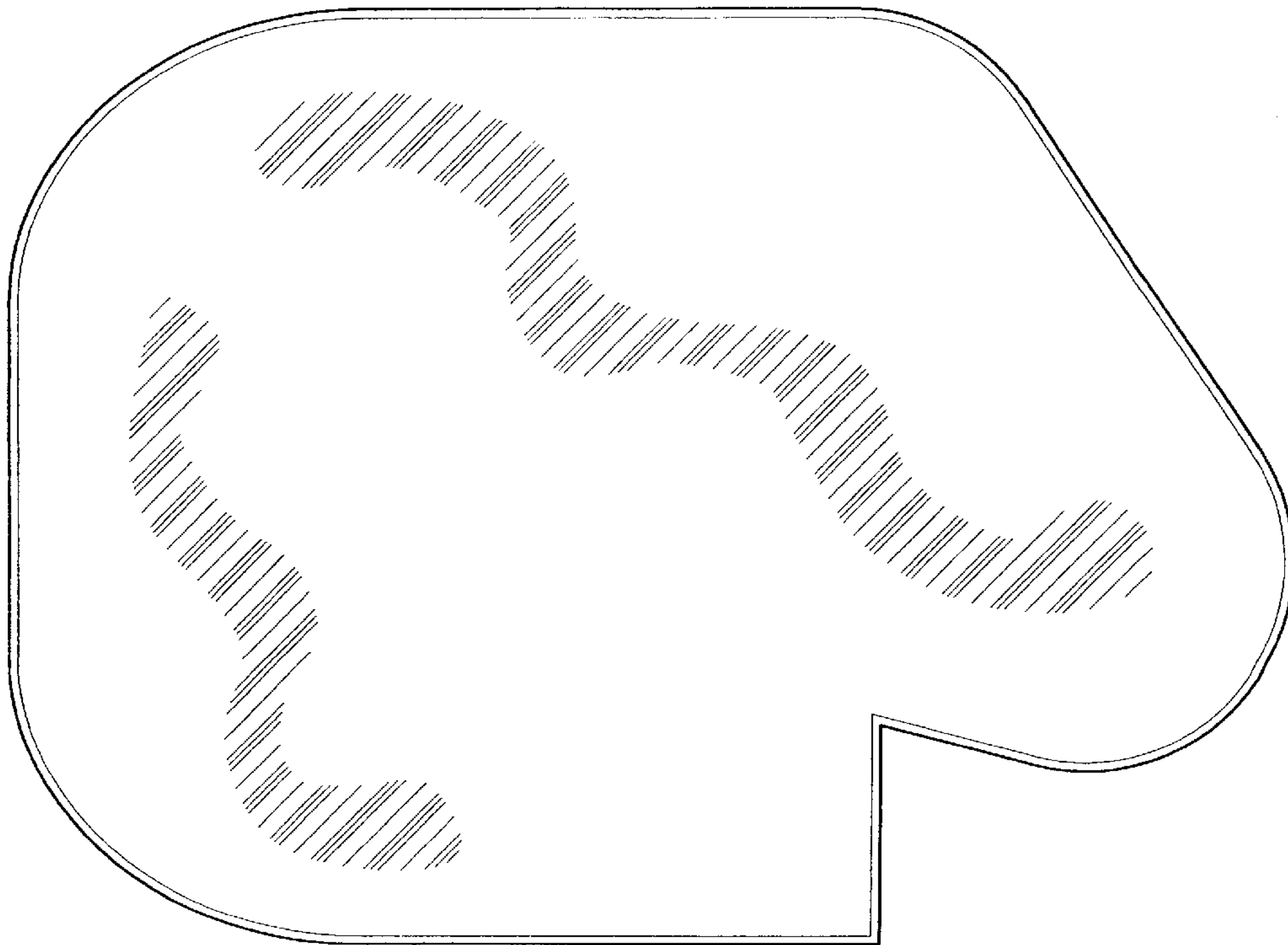


Fig. 2

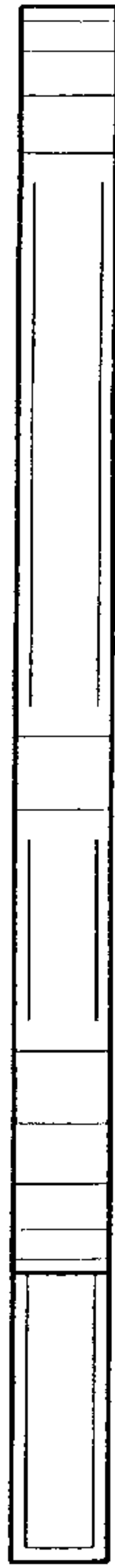


Fig. 3



Fig. 4




Fig. 5




Fig. 6