



US00D441798S

(12) **United States Design Patent**
Wells et al.

(10) **Patent No.:** **US D441,798 S**

(45) **Date of Patent:** **** May 8, 2001**

(54) **REFLECTIVE TREE SIGN**

Ace Hardware, National Catalog Update Department 7, p. 193, Jul. 7, 2000.

(76) Inventors: **Jeffrey K. Wells; Marion N. Wells**,
both of 23196 Oehlmann Park Rd.,
Conifer, CO (US) 80433-4502

* cited by examiner

(**) Term: **14 Years**

Primary Examiner—Marcus A. Jackson
(74) *Attorney, Agent, or Firm*—Sheridan Ross P.C.

(21) Appl. No.: **29/130,203**

(57) **CLAIM**

(22) Filed: **Sep. 28, 2000**

The ornamental design for a reflective tree sign, as shown and described.

(51) **LOC (7) Cl.** **10-05**

(52) **U.S. Cl.** **D20/11**

(58) **Field of Search** D20/10, 11, 29,
D20/30; D6/584, 589, 209; D21/154, 157;
40/124, 124.1, 152, 152.1, 299; 428/914

DESCRIPTION

(56) **References Cited**

U.S. PATENT DOCUMENTS

D. 289,305	*	4/1987	Rutter	D20/17
D. 294,041	*	2/1988	Peyton	D20/30
D. 297,249		8/1988	Williams	D20/10
D. 379,831	*	6/1997	Lush	D20/17
D. 396,756		8/1998	Flauto et al.	D5/65
D. 409,665		5/1999	Wiseman	D20/30
3,772,810		11/1973	Kupperman et al.	40/125 A
4,250,646		2/1981	Trachtenberg	40/582

FIG. 1 is a front elevation view of a reflective tree sign showing my new design; the large broken lines representing environment and form no part of the claimed design;

FIG. 2 is a rear elevation view of the invention illustrated in FIG. 1;

FIG. 3 is a left perspective view of the invention illustrated in FIG. 1;

FIG. 4 is a right elevation view of the invention illustrated in FIG. 1;

FIG. 5 is a left elevation view of the invention illustrated in FIG. 1;

FIG. 6 is a top plan view of the invention illustrated in FIG. 1; and,

FIG. 7 is a bottom plan view of the invention illustrated in FIG. 1.

OTHER PUBLICATIONS

Plow & Hearth, Products for Country Living, Holiday 2000, pp. 16, 88 and 91.

1 Claim, 2 Drawing Sheets






FIG. 1

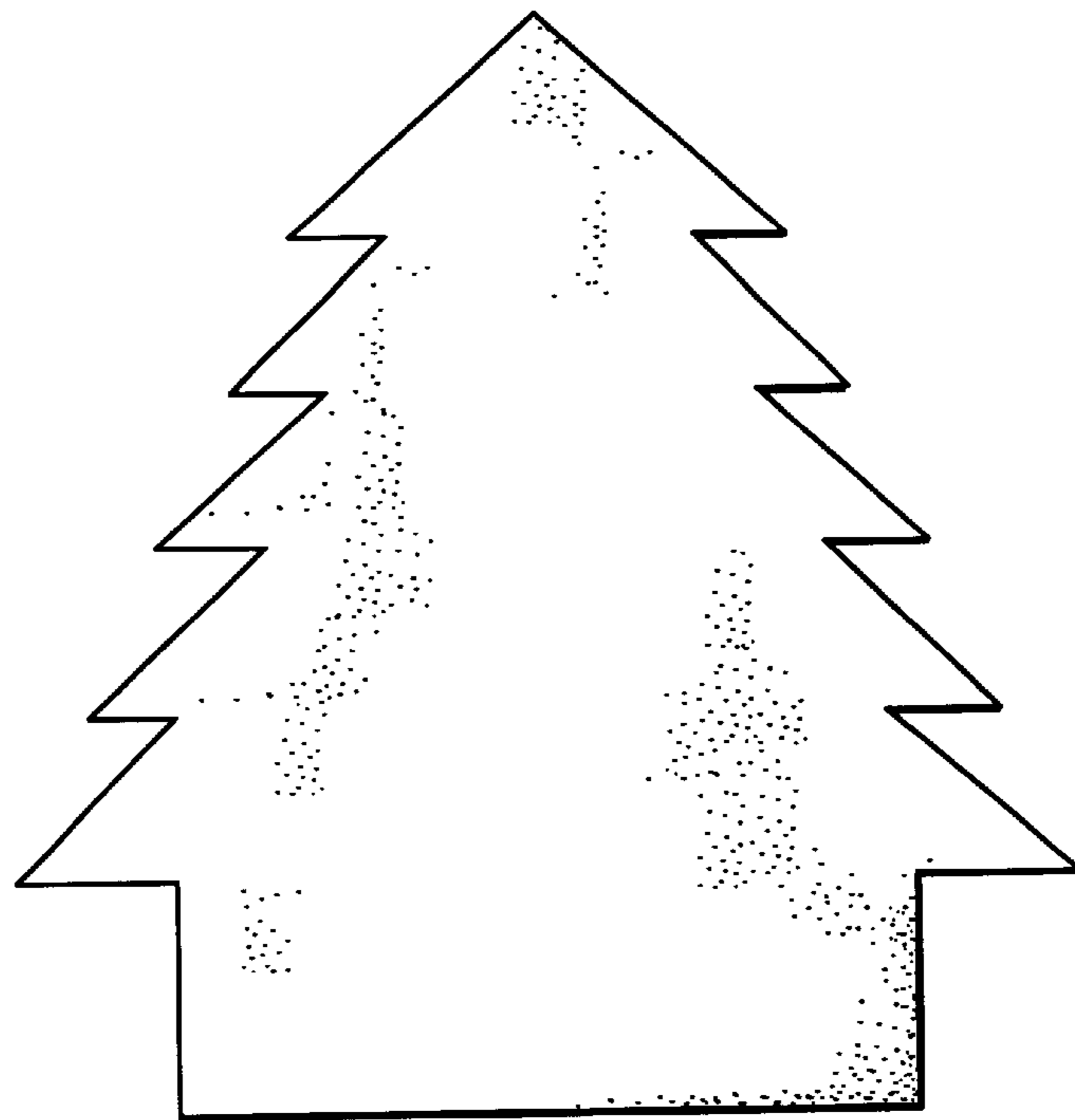


FIG. 2




FIG. 3

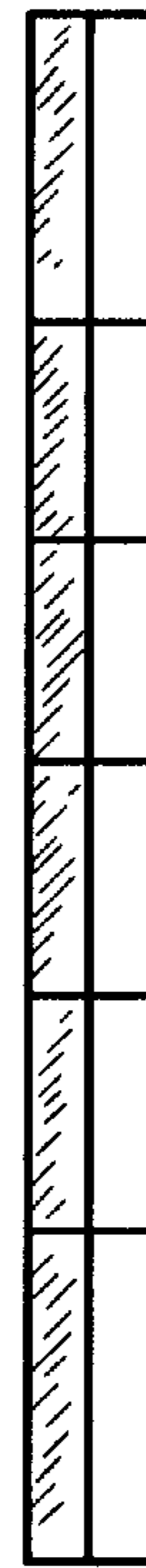


FIG. 4



FIG. 5



FIG. 6




FIG. 7