



US00D441792S

(12) **United States Design Patent**
Carre

(10) **Patent No.:** **US D441,792 S**

(45) **Date of Patent:** **** May 8, 2001**

(54) **PEN**

(75) **Inventor:** **Alain Carre, Paris (FR)**

(73) **Assignee:** **Waterman S.A., Levallois-Perret (FR)**

(**) **Term:** **14 Years**

(21) **Appl. No.:** **29/128,671**

(22) **Filed:** **Aug. 28, 2000**

(30) **Foreign Application Priority Data**

Feb. 28, 2000 (XH) DM/050902

(51) **LOC (7) Cl.** **19-06**

(52) **U.S. Cl.** **D19/43; D19/48; D19/49;**
D19/56; D19/57

(58) **Field of Search** **D19/35, 36, 41-51,**
D19/53-58, 81-85; 401/98, 202, 221-222,
243-247, 262, 6, 7, 88

(56) **References Cited**

U.S. PATENT DOCUMENTS

- D. 138,502 * 8/1944 Beckstrom D19/49
- D. 143,051 * 11/1945 Waldinger D19/49
- D. 145,115 * 7/1946 Brinson D19/48

- D. 221,033 * 6/1971 Wakai D19/49
- D. 240,032 * 5/1976 Gomez D19/49
- D. 251,123 * 2/1979 Horntrich D19/49
- D. 258,218 * 2/1981 Oka D19/49
- D. 267,982 * 2/1983 Kennedy D19/49 X
- D. 430,606 * 9/2000 Veillon D19/48

* cited by examiner

Primary Examiner—Martie K. Holtje

(74) *Attorney, Agent, or Firm*—Marshall, O’Toole, Gerstein, Murray & Borun

(57) **CLAIM**

The ornamental design for a pen, as shown and described.

DESCRIPTION

FIG. 1 is a rear elevational view;
 FIG. 2 is a right side elevational view;
 FIG. 3 is a front elevational view;
 FIG. 4 is a left side elevational view;
 FIG. 5 is a side view of the pen without cap;
 FIG. 6 is a front view of the pen without cap;
 FIG. 7 is a bottom plan view; and,
 FIG. 8 is a top plan view.

1 Claim, 1 Drawing Sheet

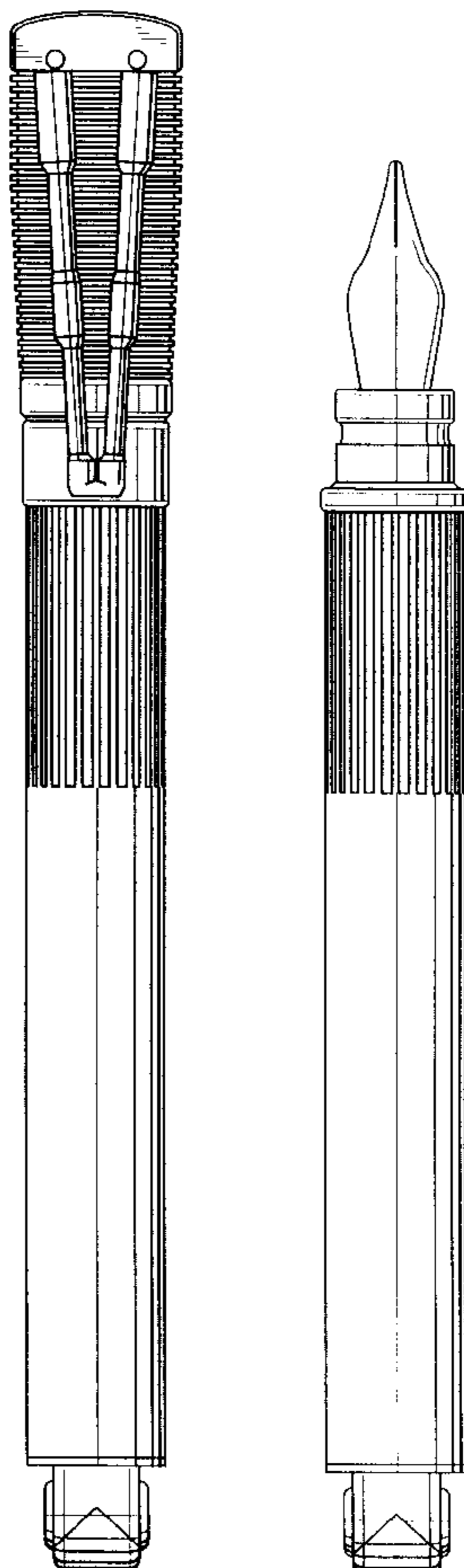


FIG. 1

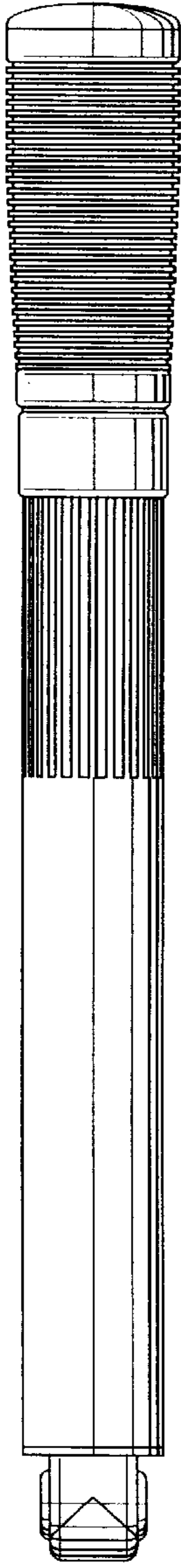


FIG. 2




FIG. 3

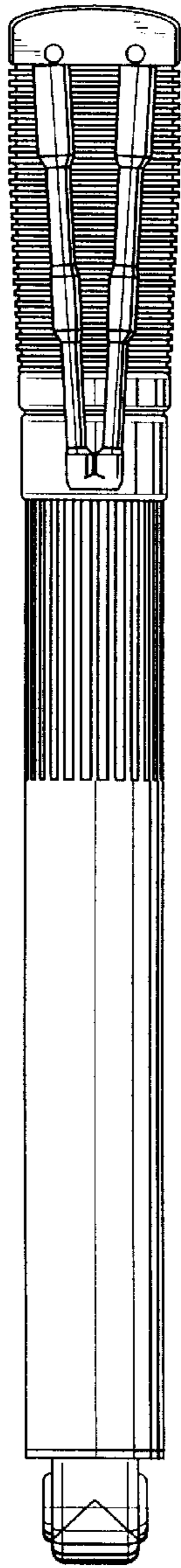


FIG. 4

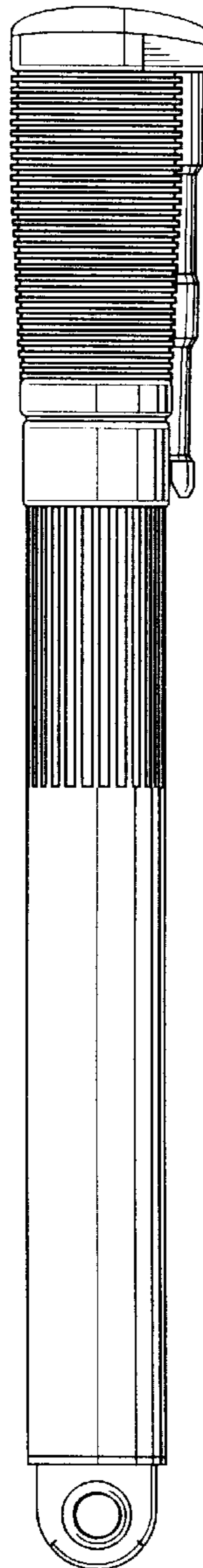


FIG. 5




FIG. 6




FIG. 7

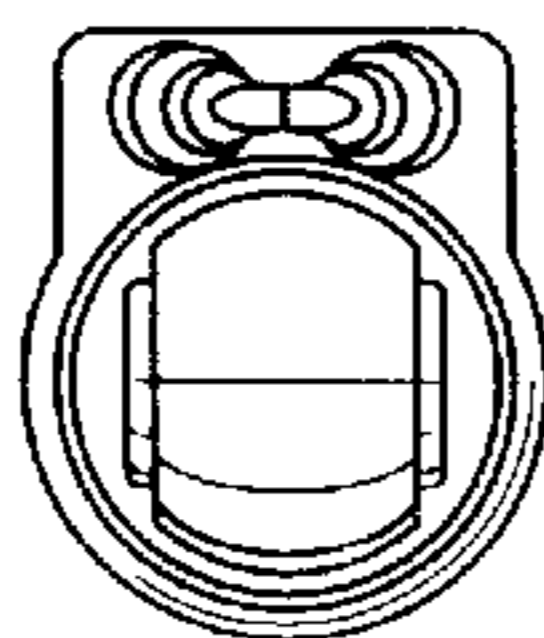


FIG. 8

