



US00D441763S

(12) **United States Design Patent**  
**Kahn et al.**

(10) **Patent No.:** **US D441,763 S**

(45) **Date of Patent:** **\*\* May 8, 2001**

(54) **GRAPHIC USER INTERFACE FOR AN ELECTRONIC DEVICE FOR A DISPLAY SCREEN**

- D. 398,298 \* 9/1998 Giordano, III .
- D. 405,774 \* 2/1999 Yui et al. .
- D. 425,499 \* 5/2000 Millington .
- D. 427,609 \* 7/2000 Huang et al. .

(75) Inventors: **Philippe Richard Kahn; Sonia Lee,** both of Scotts Valley; **Eric O. Bodnar,** Capitola, all of CA (US)

\* cited by examiner

*Primary Examiner*—M. H. Tung

(74) *Attorney, Agent, or Firm*—John A. Smart

(73) Assignee: **Starfish Software, Inc.,** Scotts Valley, CA (US)

(57) **CLAIM**

(\*\*) Term: **14 Years**

The ornamental design for a graphic user interface for an electronic device for a display screen, as shown and described.

(21) Appl. No.: **29/078,465**

(22) Filed: **Oct. 27, 1997**

**DESCRIPTION**

**Related U.S. Application Data**

(62) Division of application No. 08/905,463, filed on Aug. 4, 1997.

FIG. 1 is a perspective view of a graphic user interface for an electronic device for a display screen, the broken line drawing of a display screen is for illustrative purposes only and forms no part of the claimed design;

(51) **LOC (7) Cl.** ..... **14-02**

(52) **U.S. Cl.** ..... **D14/488**

FIG. 2 is a front view thereof, the broken line drawing of a display screen is for illustrative purposes only and forms no part of the claimed design;

(58) **Field of Search** ..... D14/485-95; D18/24-33; D21/324-33; D20/11; D19/6; 345/326, 339-58

FIG. 3 is a front view thereof, the graphic user interface is shown separately for clarity of illustration, on an enlarged scale;

(56) **References Cited**

**U.S. PATENT DOCUMENTS**


- D. 386,166 \* 11/1997 Wanishi et al. .
- D. 388,425 12/1997 Newton et al. .
- D. 390,548 \* 2/1998 Maekawa et al. .
- D. 392,273 \* 3/1998 Wanishi et al. .
- D. 395,043 \* 6/1998 Wanishi et al. .
- D. 396,458 \* 7/1998 Bohnert et al. .
- D. 397,331 8/1998 Ryan .

FIG. 4 is a front view of a second embodiment thereof, the graphic user interface is shown separately for clarity of illustration, on an enlarged scale;

FIG. 5 is a front view of a third embodiment thereof, the graphic user interface is shown separately for clarity of illustration, on an enlarged scale; and,

FIG. 6 is a front view of a fourth embodiment thereof, the graphic user interface is shown separately for clarity of illustration, on an enlarged scale.

**1 Claim, 3 Drawing Sheets**






FIG. 1




FIG. 2




FIG. 3

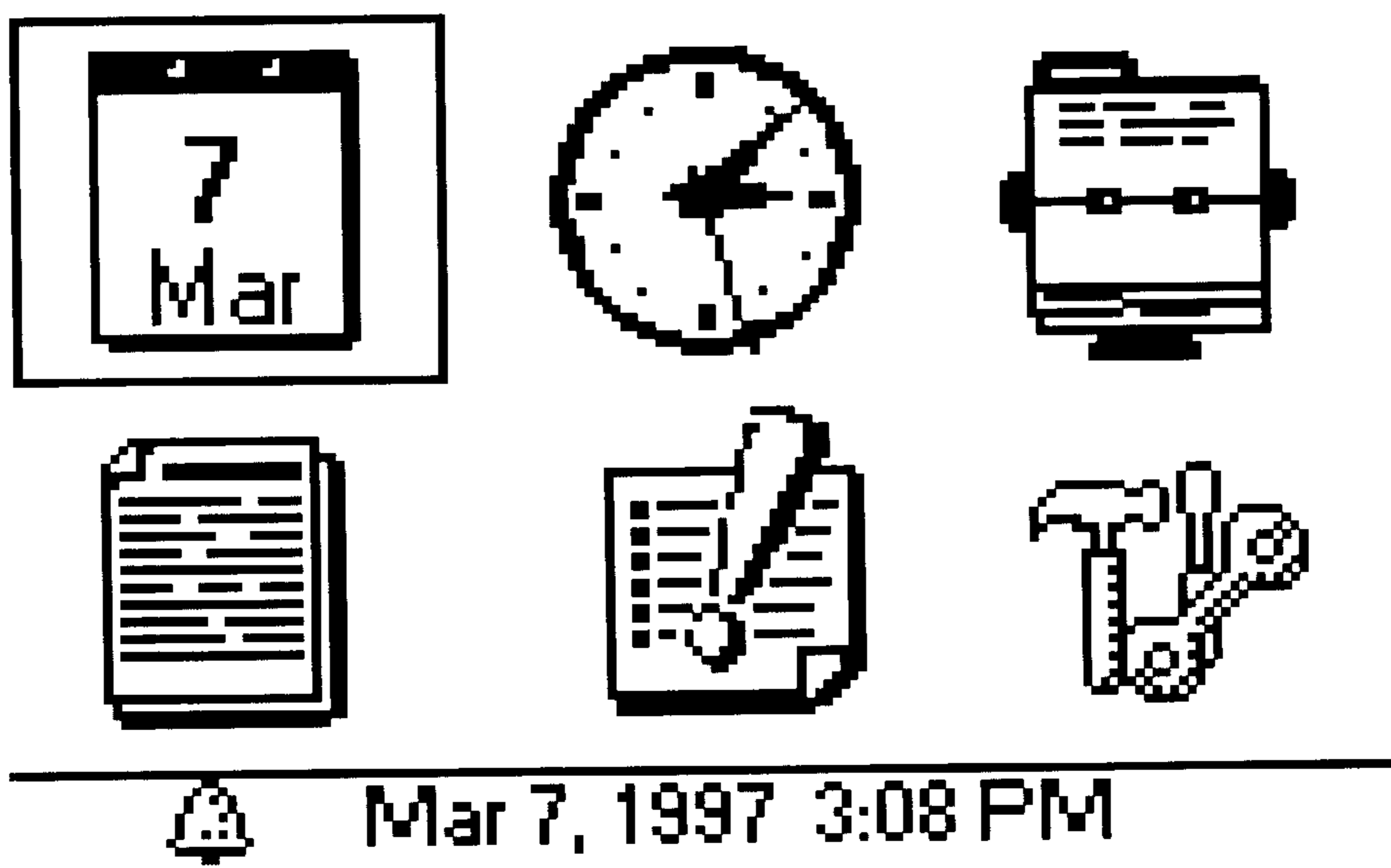


FIG. 4




FIG. 5




FIG. 6