



US00D441757S

(12) **United States Design Patent**
Hui

(10) **Patent No.:** **US D441,757 S**

(45) **Date of Patent:** **** May 8, 2001**

(54) **COMPUTER CARTRIDGE**

(75) **Inventor:** **John Tipo Hui**, San Jose, CA (US)

(73) **Assignee:** **Maaya Group, Inc.**, Miami, FL (US)

(**) **Term:** **14 Years**

(21) **Appl. No.:** **29/122,975**

(22) **Filed:** **May 8, 2000**

(51) **LOC (7) Cl.** **14-02**

(52) **U.S. Cl.** **D14/435**

(58) **Field of Search** D14/432, 435-8,
D14/478-80; D21/324-33; 273/148 B;
360/131-3; 463/43-47, 1, 30; 369/75.1,
292

(56) **References Cited**

U.S. PATENT DOCUMENTS

- D. 290,705 * 7/1987 Yomo .
- D. 383,732 * 9/1997 Haley et al. .
- D. 408,801 * 11/1999 Sumner et al. .

- D. 413,592 * 9/1999 Saliba et al. .
- D. 428,013 * 7/2000 Fairchild et al. .
- D. 437,323 * 2/2001 Sugino et al. .

* cited by examiner

Primary Examiner—M. H. Tung

(74) *Attorney, Agent, or Firm*—Olga Gonzalez, P.A.

(57) **CLAIM**

The ornamental design for a computer cartridge, substantially as shown and described.

DESCRIPTION

FIG. 1 is a front perspective view of the cartridge as seen from the top left;
 FIG. 2 is a front elevational view thereof;
 FIG. 3 is a back elevational view thereof;
 FIG. 4 is a right side elevational view thereof;
 FIG. 5 is a top plan view thereof, the bottom view is a mirror image; and,
 FIG. 6 is a left side elevational view thereof.

1 Claim, 2 Drawing Sheets




FIG. 1




FIG. 2



FIG. 3

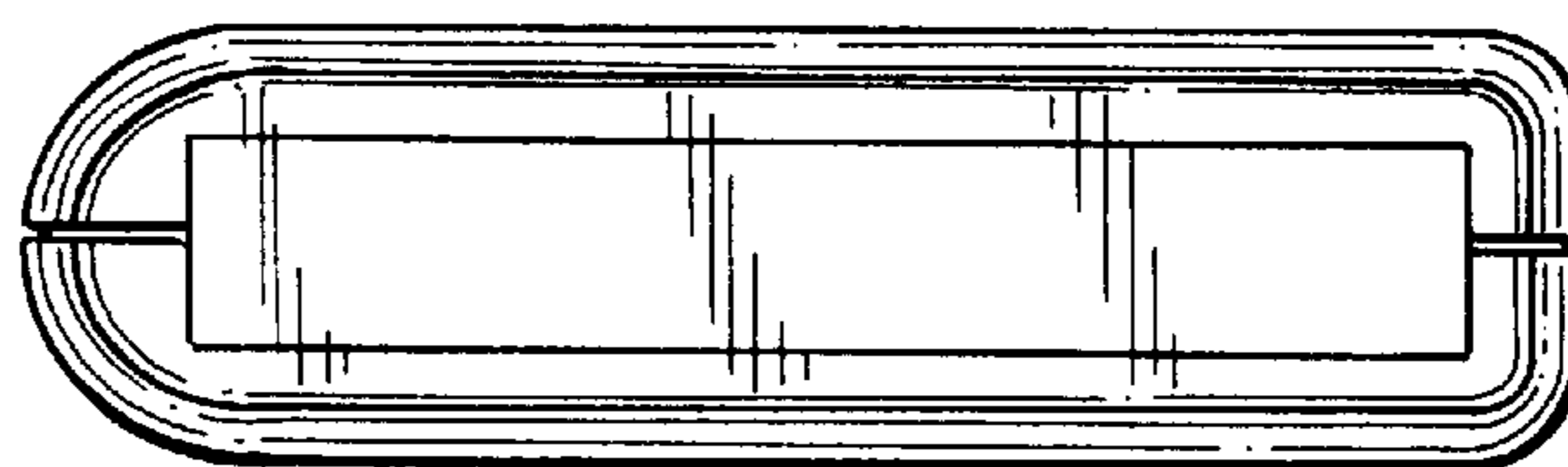


FIG. 4




FIG. 5




FIG. 6

