



US00D441735S

(12) **United States Design Patent**
Katayama

(10) **Patent No.:** **US D441,735 S**

(45) **Date of Patent:** **** May 8, 2001**

(54) **DIGITAL AUDIO PLAYER**

(75) Inventor: **Yuji Katayama**, Tokyo (JP)

(73) Assignee: **Kabushiki Kaisha Toshiba**, Kawasaki (JP)

(**) Term: **14 Years**

(21) Appl. No.: **29/125,485**

(22) Filed: **Jun. 26, 2000**

(30) **Foreign Application Priority Data**

Dec. 27, 1999 (JP) 11-36965

(51) **LOC (7) Cl.** **14-01**

(52) **U.S. Cl.** **D14/156**

(58) **Field of Search** D14/135, 136,
D14/156, 160-163, 165, 167-168, 188;
D69/75.1, 75.2, 77.1, 77.2

(56) **References Cited**

U.S. PATENT DOCUMENTS

- D. 368,908 * 4/1996 Ikenaga D14/156
- D. 400,528 * 11/1998 Kanatani D14/156
- D. 409,606 * 5/1999 Syudo D14/156

- D. 416,896 * 11/1999 Ogasawara D14/156
- 5,694,278 * 12/1997 Sumner 369/77.2
- 5,870,367 * 2/1999 Yamamori 369/75.1

OTHER PUBLICATIONS

Sony catalog of a data viewer described as VNW-V10, Nov. 16, 1999.

* cited by examiner

Primary Examiner—Nanda Bondade

(74) *Attorney, Agent, or Firm*—Oblon, Spivak, McClelland, Maier & Neustadt, P.C.


(57) **CLAIM**

The ornamental design for a digital audio player, as shown.

DESCRIPTION

FIG. 1 is a front, top and right side perspective view of a digital audio player, showing my new design; FIG. 2 is a front elevational view thereof; FIG. 3 is a rear elevational view thereof; FIG. 4 is a top plan view thereof; FIG. 5 is a bottom plan view thereof; FIG. 6 is a left side elevational view thereof; and, FIG. 7 is a right side elevational view thereof.

1 Claim, 2 Drawing Sheets






FIG. 1

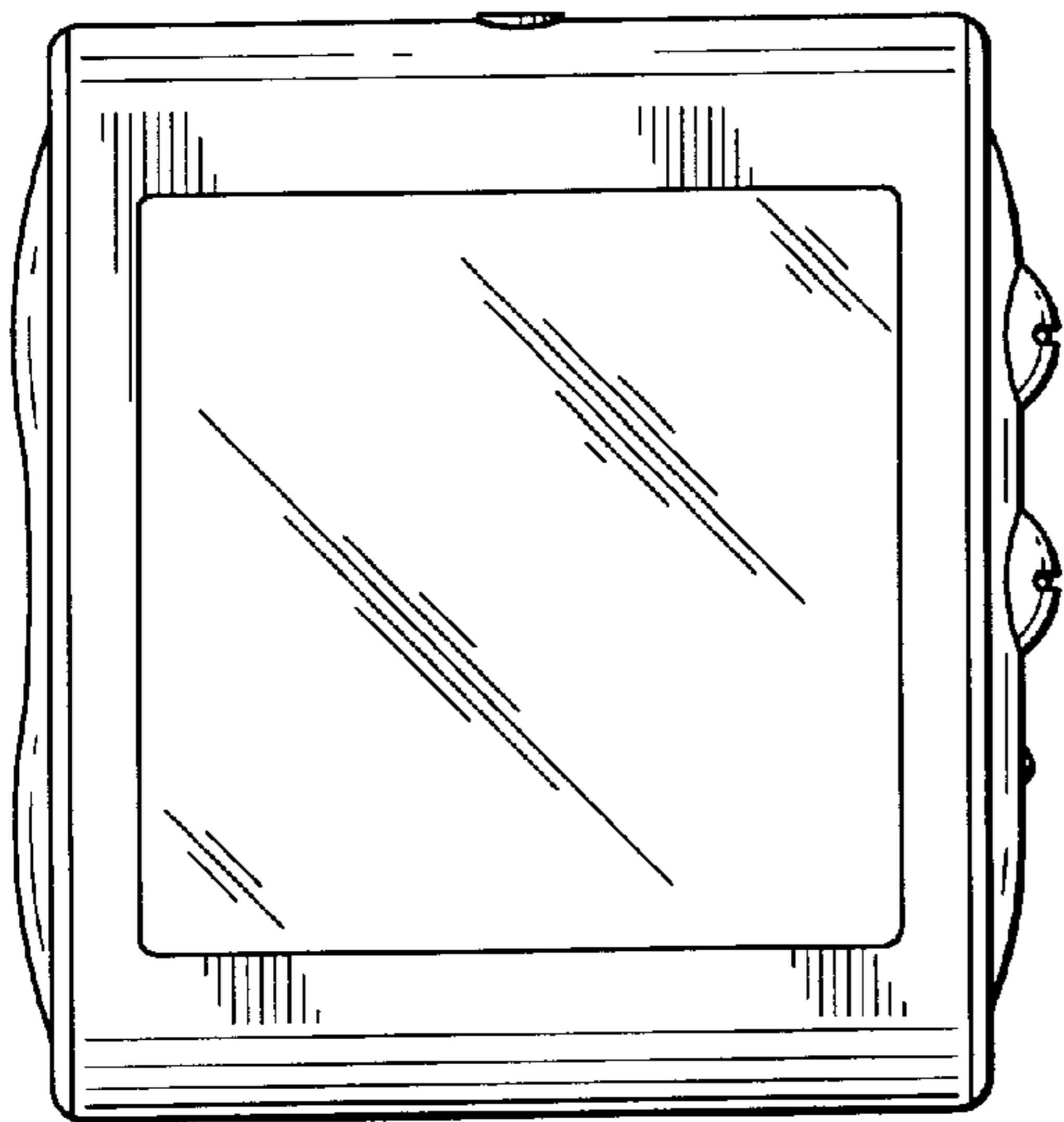


FIG. 2

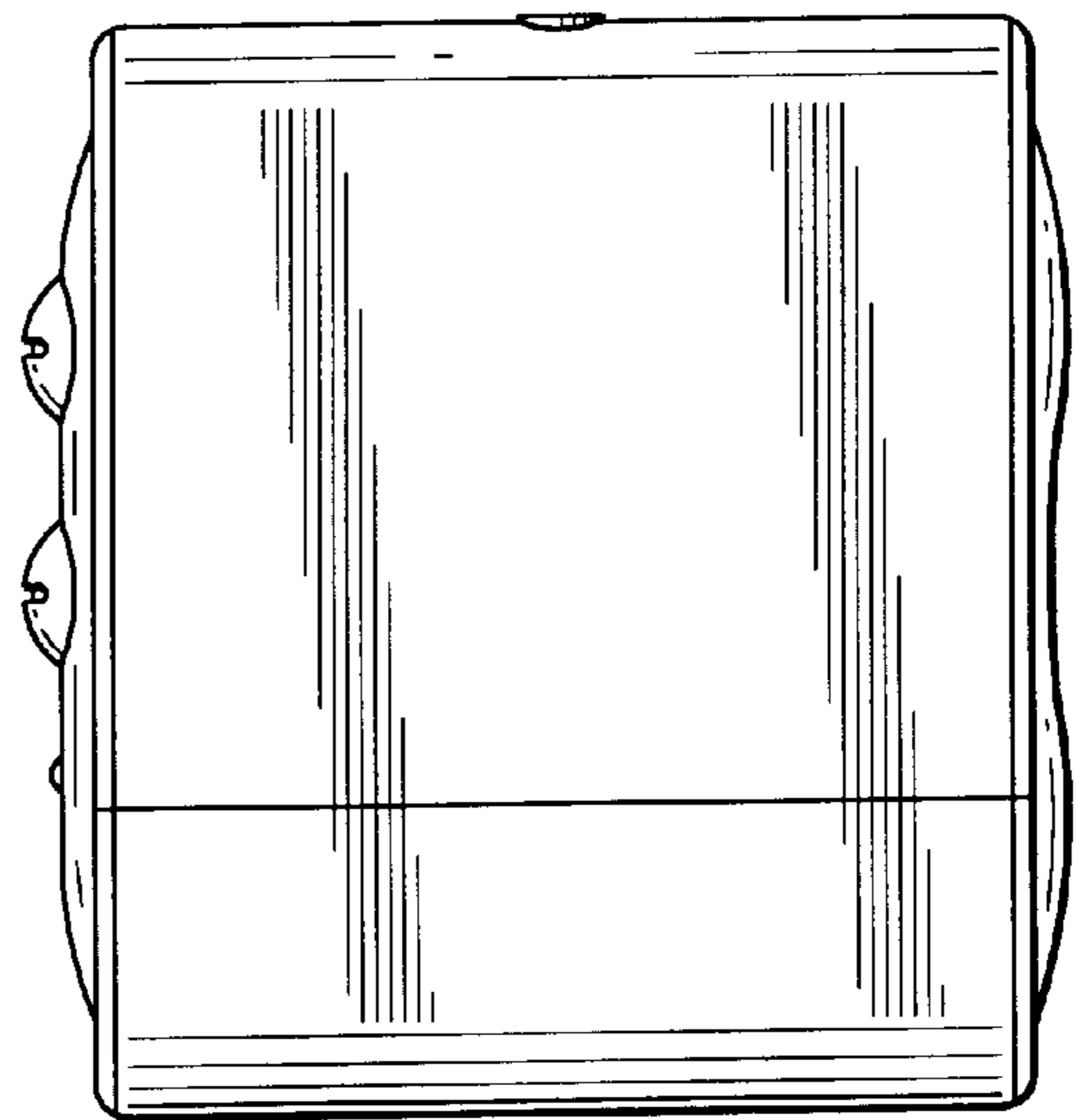


FIG. 3

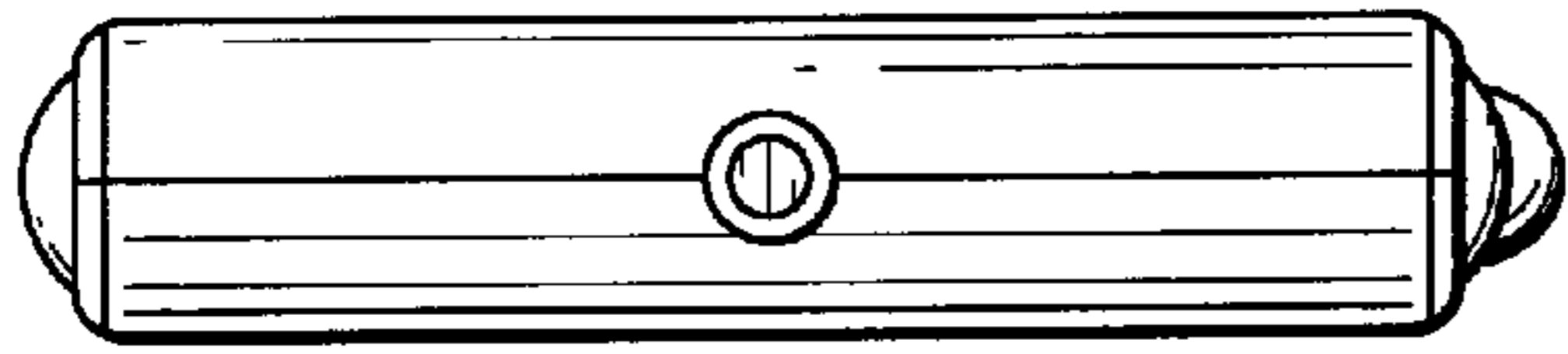


FIG. 4

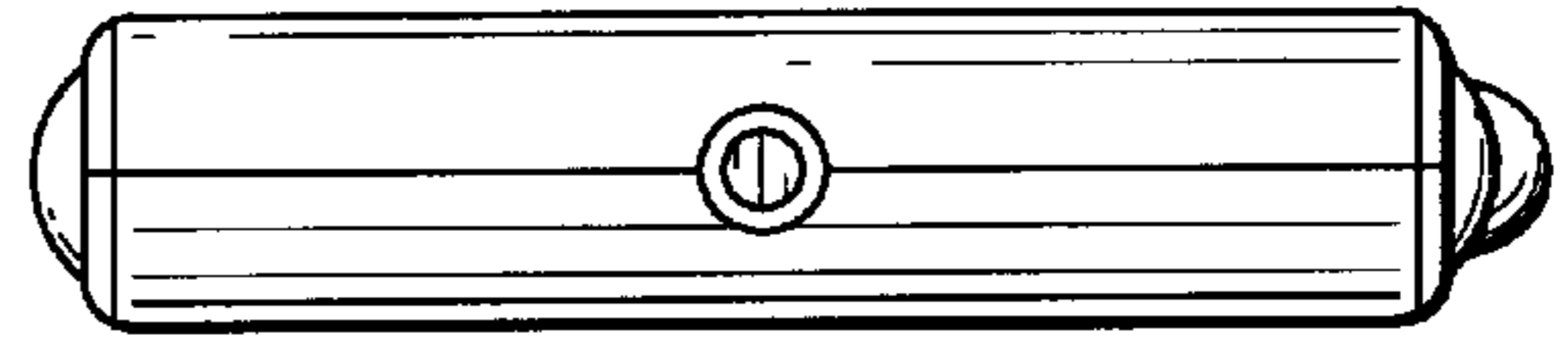


FIG. 5

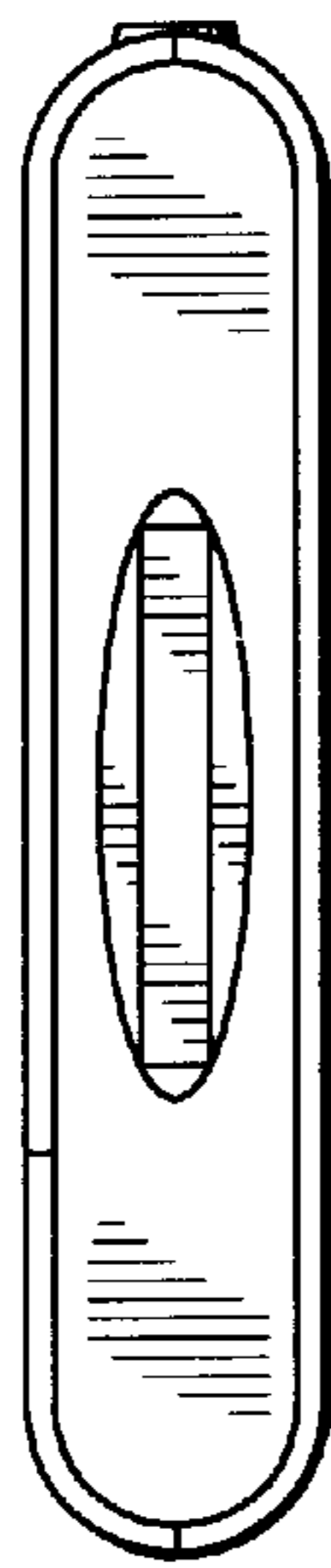


FIG. 6

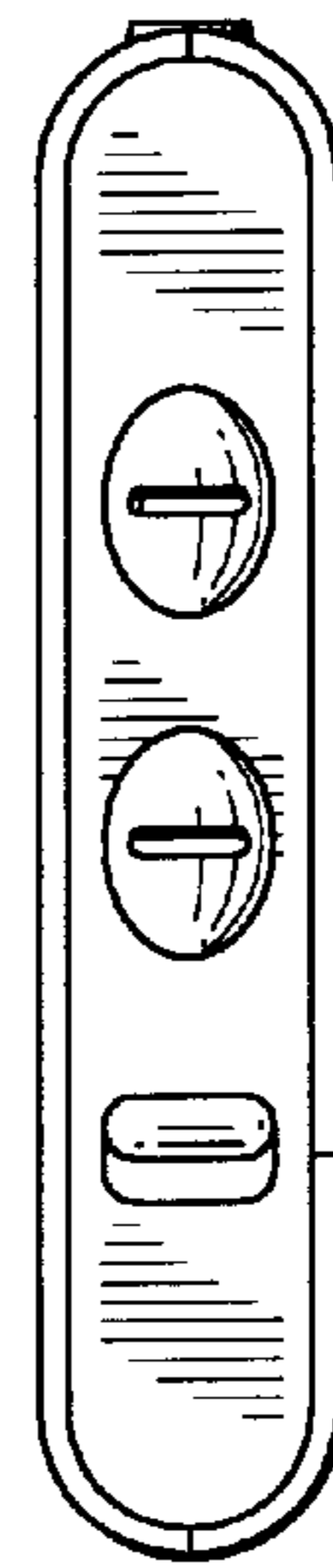


FIG. 7