



US00D441715S

(12) **United States Design Patent**
Sasaki et al.

(10) **Patent No.:** **US D441,715 S**

(45) **Date of Patent:** **** May 8, 2001**

(54) **ROTOR OF ELECTRIC MOTOR**
(75) Inventors: **Kenji Sasaki**, Fukui; **Teruo Tamura**, Nara, both of (JP)
(73) Assignees: **Matsushita Electric Industrial Co., Ltd.**; **Matsushita Refrigeration Co.**, both of (JP)

(**) Term: **14 Years**

(21) Appl. No.: **29/117,649**
(22) Filed: **Jan. 28, 2000**

(30) **Foreign Application Priority Data**
Jul. 29, 1999 (JP) 11-20681
(51) **LOC (7) Cl.** **13-01**
(52) **U.S. Cl.** **D13/122**
(58) **Field of Search** D13/118, 122;
310/156, 201, 216, 254-260, 261-271

(56) **References Cited**
U.S. PATENT DOCUMENTS
3,683,493 * 8/1972 Begovich 29/598
4,268,772 * 5/1981 Workman 310/197
4,403,161 9/1983 Miyashita et al. .
4,761,576 * 8/1988 Savage 310/51
5,488,984 * 2/1996 Fahy 164/91
5,523,637 * 6/1996 Miller 310/156

5,831,366 * 11/1998 Kern et al. 310/216
5,861,700 * 1/1999 Kim 310/261
5,877,572 * 3/1999 Michaels et al. 310/179
5,990,595 * 11/1999 Crowell 310/261
5,998,896 * 12/1999 Early et al. 310/259 X
6,002,190 * 12/1999 Kieffer 310/216
6,058,596 * 5/2000 Jansen et al. 29/598
6,066,904 * 5/2000 Fei et al. 310/168
6,081,059 * 6/2000 Hsu 310/179

* cited by examiner

Primary Examiner—Joel Sincavage
(74) *Attorney, Agent, or Firm*—SAIDMAN DesignLaw Group


(57) **CLAIM**

The ornamental design for a rotor of electric motor, as shown and described.

DESCRIPTION

FIG. 1 is a perspective view of the top, front and right side of a rotor of electric motor showing our new design; FIG. 2 is a front elevational view thereof; FIG. 3 is a top plan view thereof; FIG. 4 is a rear elevational view thereof; FIG. 5 is a bottom view thereof; FIG. 6 is a left side elevational view thereof; and, FIG. 7 is a right side elevation view thereof.

1 Claim, 4 Drawing Sheets






FIG. 1




FIG. 2




FIG. 3




FIG. 4




FIG. 5




FIG. 6




FIG. 7