



US00D441712S

(12) **United States Design Patent**  
**Lam**

(10) **Patent No.:** **US D441,712 S**

(45) **Date of Patent:** **\*\* May 8, 2001**

(54) **SOLAR BATTERY CHARGER WITH  
ADJUSTABLE METER AND LIGHT**

(75) Inventor: **Yuen-Ming Lam, Chaiwan (HK)**

(73) Assignee: **Ever Step Development Limited (HK)**

(\*\*) Term: **14 Years**

(21) Appl. No.: **29/124,984**

(22) Filed: **Jun. 16, 2000**

(51) **LOC (7) Cl.** ..... **13-02**

(52) **U.S. Cl.** ..... **D13/107**

(58) **Field of Search** ..... **D13/107, 108;**  
**D26/10, 38, 51; 320/107-115**

(56) **References Cited**

**U.S. PATENT DOCUMENTS**

D. 400,162	*	10/1998	Lam	.....	D13/107
D. 400,163	*	10/1998	Lam	.....	D13/107
D. 422,964	*	4/2000	Lam	.....	D13/107
4,766,361	*	8/1988	Pusateri	.....	320/2
5,057,761	*	10/1991	Felegyhazi, Sr.	.....	320/2
5,686,811	*	11/1997	Bushong et al.	.....	320/110

\* cited by examiner

*Primary Examiner*—Joel Sincavage

(74) *Attorney, Agent, or Firm*—Burns, Doane, Swecker & Mathis, L.L.P.



(57) **CLAIM**

The ornamental design for a “solar battery charger with adjustable meter and light”, as shown and described.

**DESCRIPTION**

FIG. 1 is a front view of a “solar battery charger with adjustable meter and light”, incorporating my new design; FIG. 2 is a rear view thereof; FIG. 3 is a left side thereof; FIG. 4 is a right side view thereof; FIG. 5 is a top view thereof; FIG. 6 is a bottom view thereof; FIG. 7 is a front, bottom, left side perspective view thereof; FIG. 8 is a front, bottom, left side perspective view thereof in a first alternative configuration; FIG. 9 is a rear, bottom, left side perspective view thereof in a second alternative configuration; FIG. 10 is a front, top perspective view thereof in a third alternative configuration; and, FIG. 11 is a front, bottom, left side perspective view thereof in an opened configuration.

**1 Claim, 11 Drawing Sheets**






FIGURE 1




FIGURE 2




FIGURE 3




FIGURE 4




FIGURE 5




FIGURE 6




FIGURE 7






FIGURE 8




FIGURE 9




FIGURE 10




FIGURE 11