



US00D441702S

(12) **United States Design Patent**
Baker

(10) **Patent No.:** **US D441,702 S**

(45) **Date of Patent:** **** May 8, 2001**

(54) **MVD FLAP WITH RACING MOTIF**

(76) **Inventor:** **Warren W Baker**, 294 Main St.,
Painted Post, NY (US) 14870

(**) **Term:** **14 Years**

(21) **Appl. No.:** **29/130,646**

(22) **Filed:** **Oct. 6, 2000**

(51) **LOC (7) Cl.** **12-16**

(52) **U.S. Cl.** **D12/185**

(58) **Field of Search** D12/185; 280/848,
280/849, 851, 152.3, 154.5 R; 428/31, 156

(56) **References Cited**

U.S. PATENT DOCUMENTS

D. 235,633	7/1975	Cooper .	
D. 330,692	11/1992	Hammond, Jr. .	
D. 339,560	* 9/1993	Byrd	D12/185
D. 344,707	* 3/1994	Brooks	D12/185
D. 398,570	* 9/1998	Bollman	D12/185
D. 411,906	7/1999	Ely et al. .	
4,061,352	12/1977	Bagne .	
4,264,083	4/1981	Matthew et al. .	
4,928,993	5/1990	Appavoo .	

* cited by examiner

Primary Examiner—Melody N. Brown



(57) **CLAIM**

The ornamental design for a MVD flap with racing motif, as shown and described.

DESCRIPTION

FIG. 1 is a front elevational view of the MVD flap with racing motif of the present invention;
 FIG. 2 is a rear elevational view of the MVD flap with racing motif of FIG. 1;
 FIG. 3 is a left side elevational view of the MVD flap with racing motif of FIG. 1;
 FIG. 4 is a right side elevational view of the MVD flap with racing motif of FIG. 1;
 FIG. 5 is a top plan view of the MVD flap with racing motif of FIG. 1;
 FIG. 6 is a bottom plan view of the MVD flap with racing motif of FIG. 1;
 FIG. 7 is a front elevational view of a second embodiment of FIG. 1;
 FIG. 8 is a rear elevational view of FIG. 7;
 FIG. 9 is a left elevational view of FIG. 7, the right view being a mirror image thereof;
 FIG. 10 is a top plan view of FIG. 7; and,
 FIG. 11 is a bottom plan view of FIG. 7.
 The broken lines showing of a name in FIGS. 1 and 7 are for illustrative purposes only and form no part of the claimed design.

1 Claim, 4 Drawing Sheets






Fig. 1

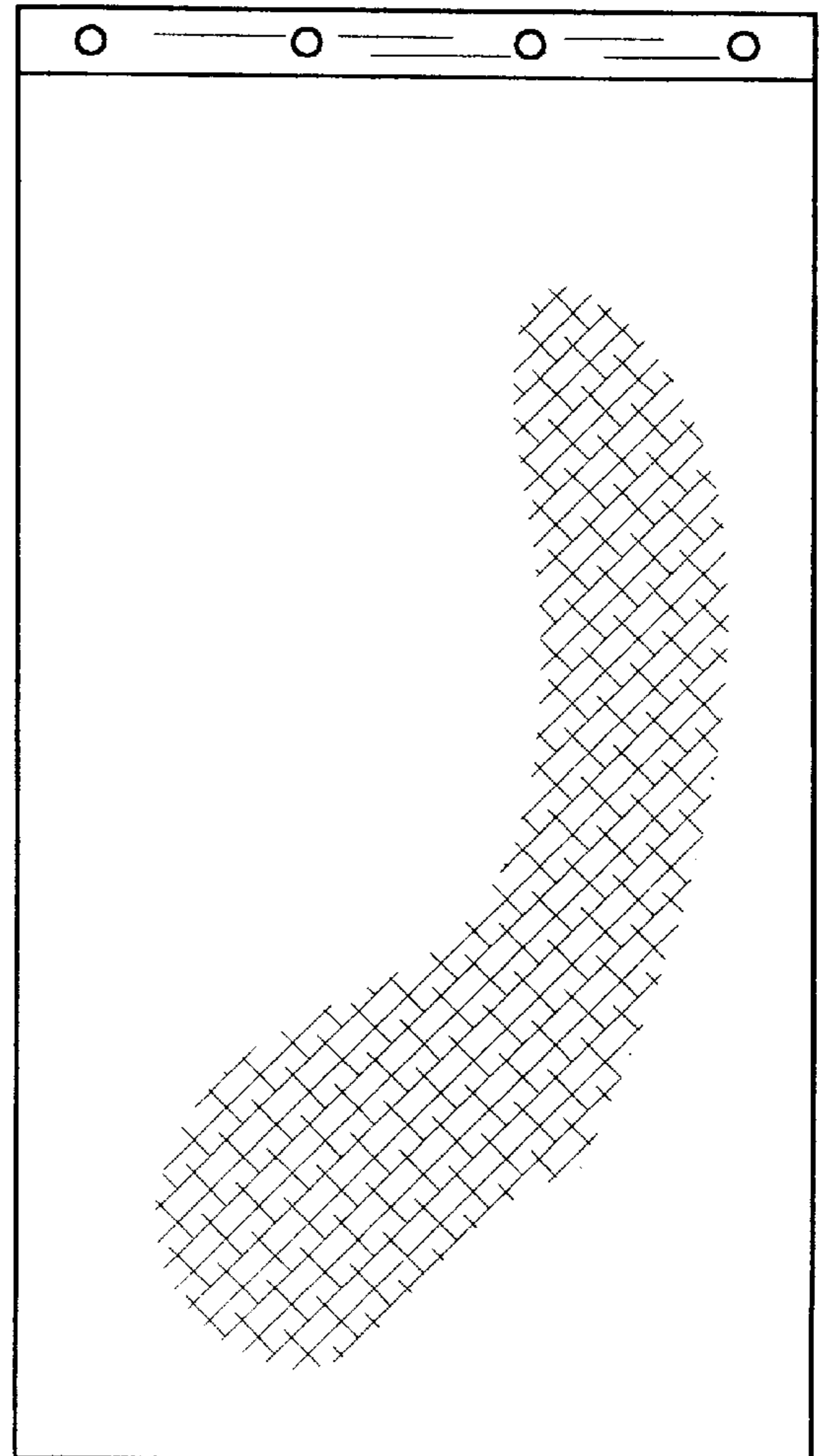


Fig. 2



Fig. 3

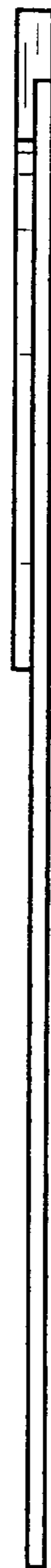


Fig. 4




Fig. 5

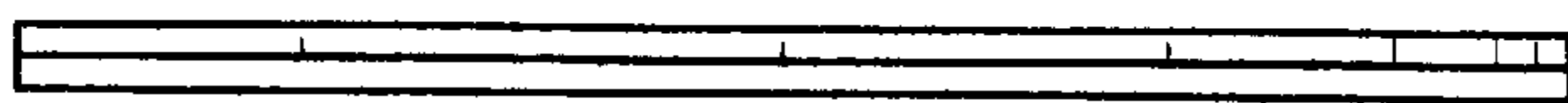


Fig. 6




Fig. 7




Fig. 8



Fig. 9




Fig. 10

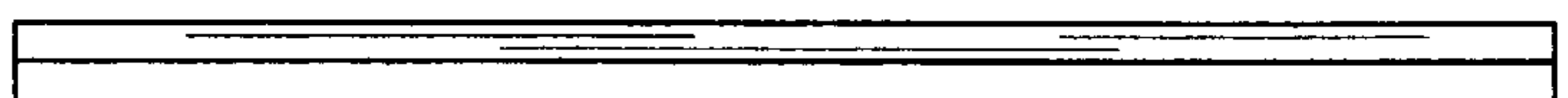


Fig. 11