



US00D441698S

(12) **United States Design Patent**
Pate

(10) **Patent No.:** **US D441,698 S**

(45) **Date of Patent:** **** May 8, 2001**

(54) **AIRPLANE TIRE**

(76) **Inventor:** **Jeff Pate**, 215 W. Acacia Ave., El Segundo, CA (US) 90245

(**) **Term:** **14 Years**

(21) **Appl. No.:** **29/117,026**

(22) **Filed:** **Jan. 14, 2000**

(51) **LOC (7) Cl.** **12-15**

(52) **U.S. Cl.** **D12/152**

(58) **Field of Search** D12/134-152,
D12/206; 152/209.1, 209.8, 209.9, 209.11,
209.12, 209.13, 209.28, 900, 901, 902,
903, 523; 244/103 S

(56) **References Cited**

U.S. PATENT DOCUMENTS

D. 146,486	*	3/1947	Peterson	D12/152
D. 283,885	*	5/1986	Kim	D12/152
D. 373,337	*	9/1996	Hunt	D12/145
1,522,448	*	1/1925	Harig	152/209.13
1,833,019	*	11/1931	Faucher et al.	D12/134 X
1,834,427	*	12/1931	Schumacher	244/103 S
2,143,950	*	1/1939	Kliesrath	244/103 S
2,184,927	*	12/1939	Kraft	D12/134 X
2,197,662	*	4/1940	Hughes	D12/134 X
2,239,070	*	4/1941	Work et al.	D12/134 X
2,265,543	*	12/1941	Overman	D12/134 X
2,303,164	*	11/1942	Hawkinson	D12/134 X

2,305,237	*	12/1942	Carpenter	244/103 S
2,418,064	*	3/1947	Austin	244/103 S
2,421,156	*	5/1947	Morrow	244/103 S
2,457,899	*	1/1949	Hursh	244/103 S
2,934,124	*	4/1960	Mihlsten	D12/152 X
2,960,138	*	11/1960	Chiodo	D12/134 X
3,233,849	*	2/1966	Rubin	D12/152 X
3,734,566	*	5/1973	Hanley	D12/134 X
4,040,582	*	8/1977	Krauss	244/103 S
4,615,498	*	10/1986	Ochiai	24/103 S
5,259,431	*	11/1993	Housiaux	152/523

* cited by examiner

Primary Examiner—Robert M. Spear

(57) **CLAIM**

The ornamental design for an airplane tire, as shown and described.

DESCRIPTION

FIG. 1 is a right side elevational view of the airplane tire of the present invention, the left side elevational view being a mirror image thereof;
FIG. 2 is a front elevational view of the airplane tire of FIG. 1;
FIG. 3 is a rear elevational view of the airplane tire of FIG. 1;
FIG. 4 is a top plan view of the airplane tire of FIG. 1; and,
FIG. 5 is a bottom plan view of the airplane tire of FIG. 1.

1 Claim, 3 Drawing Sheets




FIG. 1




FIG. 2

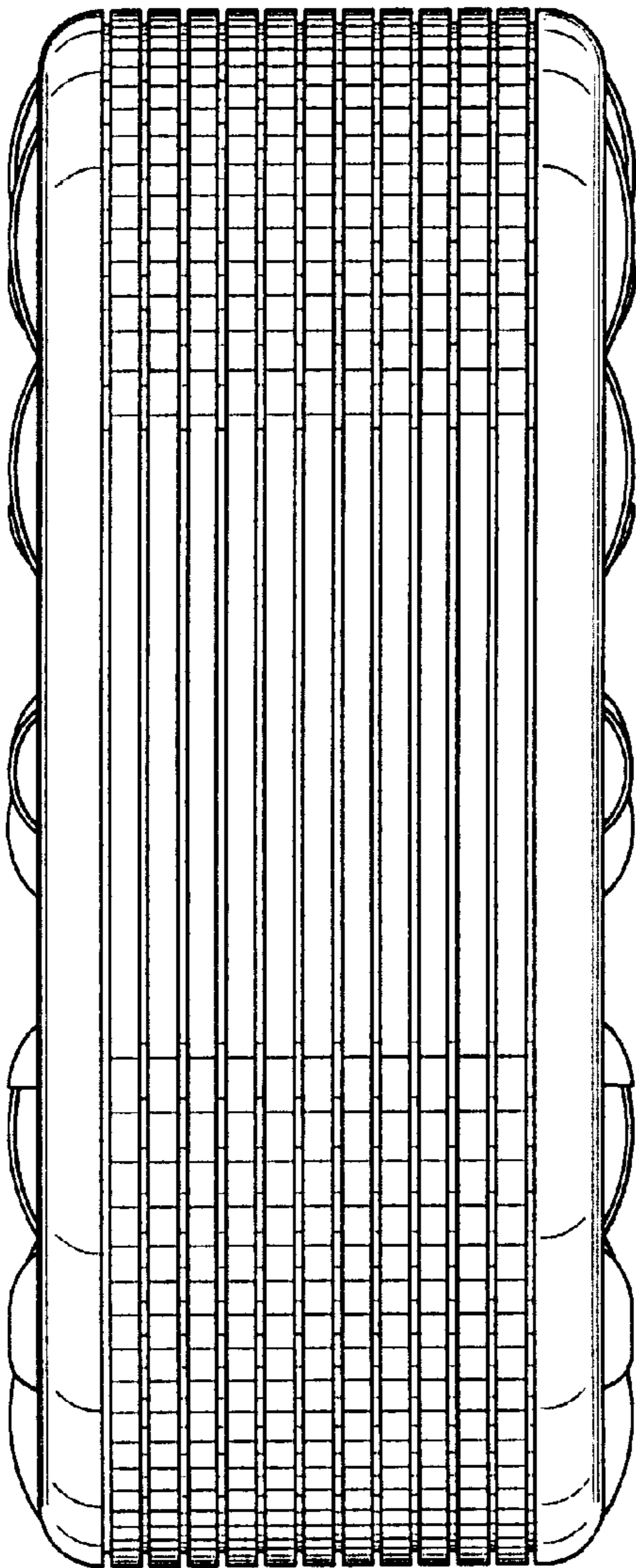


FIG. 3

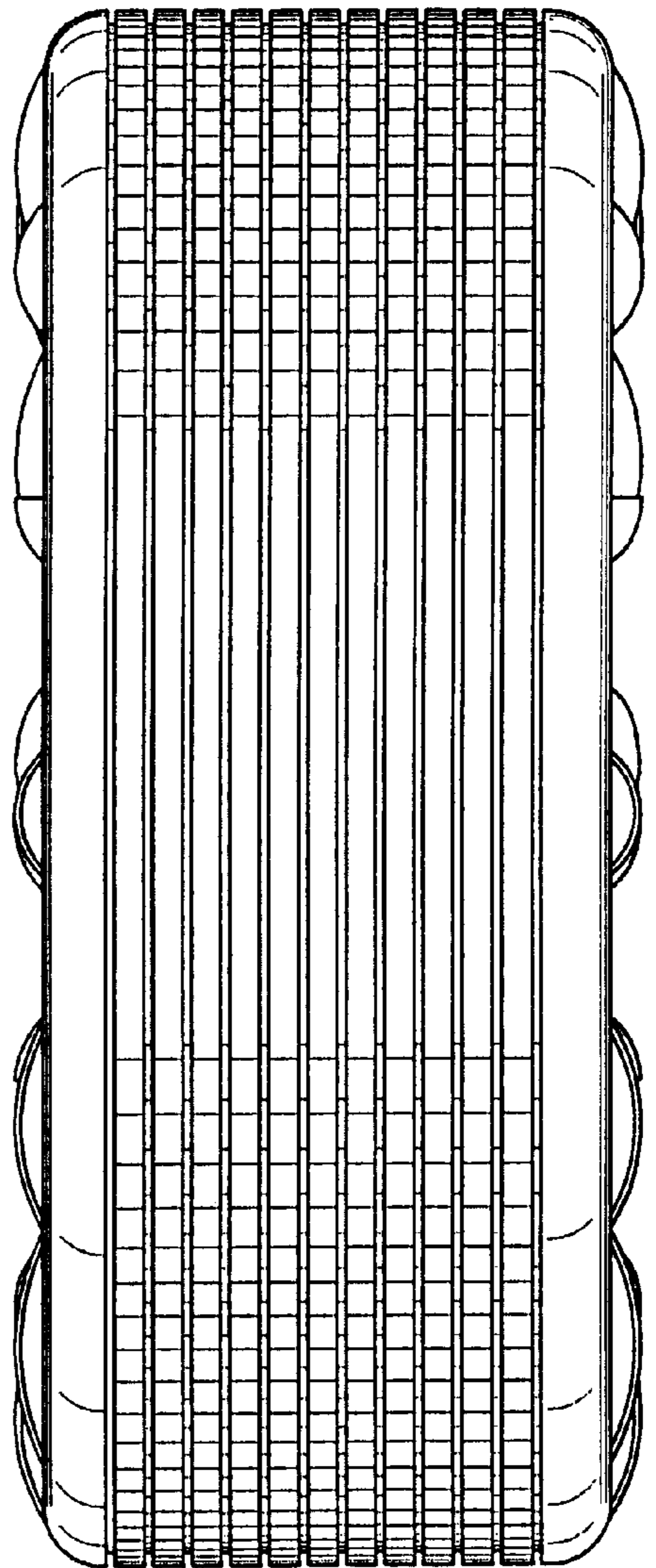


FIG. 4

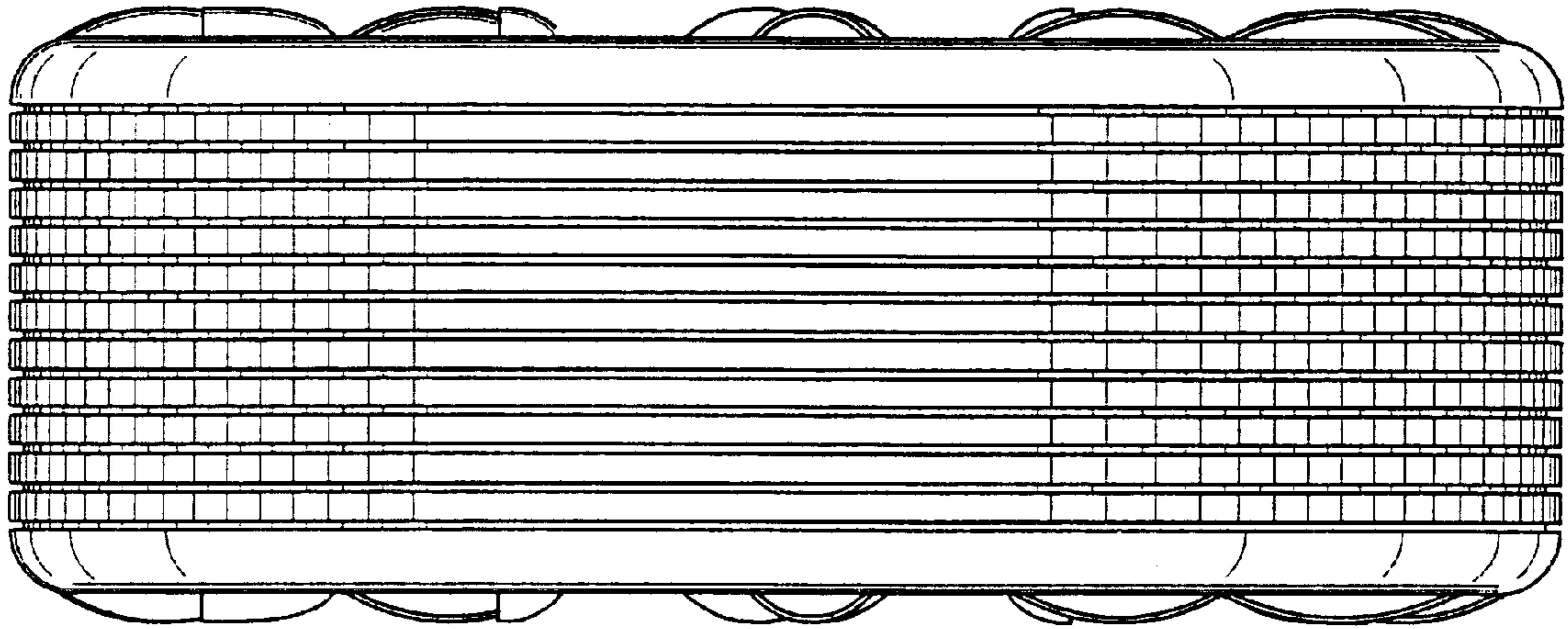


FIG. 5

