



US00D441691S

(12) **United States Design Patent**
Pfeiffer et al.

(10) **Patent No.:** **US D441,691 S**

(45) **Date of Patent:** **** May 8, 2001**

(54) **SURFACE CONFIGURATION OF A VEHICLE BODY AND/OR TOY**

(75) Inventors: **Peter Pfeiffer**, Boeblingen; **Gerhard Honer**; **Frank Pfisterer**, both of Weil der Stadt, all of (DE)

(73) Assignee: **DaimlerChrysler AG**, Stuttgart (DE)

(**) Term: **14 Years**

(21) Appl. No.: **29/121,361**

(22) Filed: **Apr. 4, 2000**

(51) **LOC (7) Cl.** **12-08**

(52) **U.S. Cl.** **D12/90; D12/91**

(58) **Field of Search** **D12/90-92; 296/185**

(56) **References Cited**

U.S. PATENT DOCUMENTS

D. 371,648	*	7/1996	Osawa et al.	D12/91
D. 383,091	*	9/1997	Sacco et al.	D12/91
D. 391,898	*	3/1998	Yoshikawa et al.	D12/91
D. 406,795	*	3/1999	Yagura et al.	D12/91
D. 418,087	*	12/1999	Ueno	D12/91

* cited by examiner

Primary Examiner—Melody N. Brown

(74) *Attorney, Agent, or Firm*—Evenson, McKeown, Edwards & Lenahan, P.L.L.C.


(57) **CLAIM**

The ornamental design for a surface configuration of a vehicle body and/or toy, as shown and described.

DESCRIPTION

FIG. 1 is a front view of a surface configuration of a vehicle body and/or toy according to our novel design;
 FIG. 2 is a front, left perspective view of the surface configuration of a vehicle body and/or toy according to our novel design;
 FIG. 3 is a left side view of the surface configuration of a vehicle body and/or toy according to our novel design;
 FIG. 4 is a right side view of the surface configuration of a vehicle body and/or toy according to our novel design;
 FIG. 5 is a rear, left perspective view of the surface configuration of a vehicle body and/or toy according to our novel design; and
 FIG. 6 is a rear view of the surface configuration of a vehicle body and/or toy according to our novel design; and,
 FIG. 7 is a top plan view of the surface configuration of a vehicle body and/or toy according to our novel design.
 The broken lines included depict environment and are not part of the claimed design.

1 Claim, 5 Drawing Sheets






FIG. 1




FIG. 2

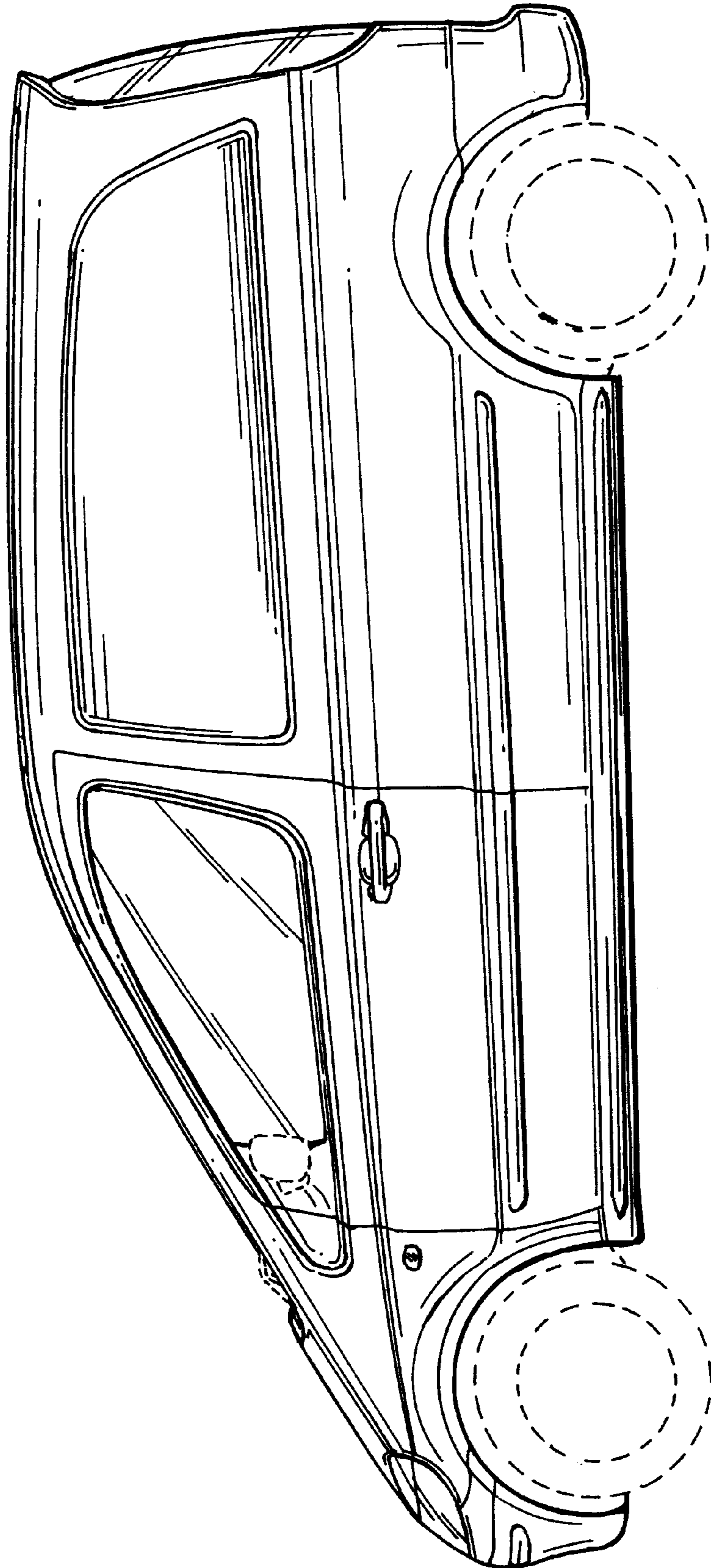


FIG. 3

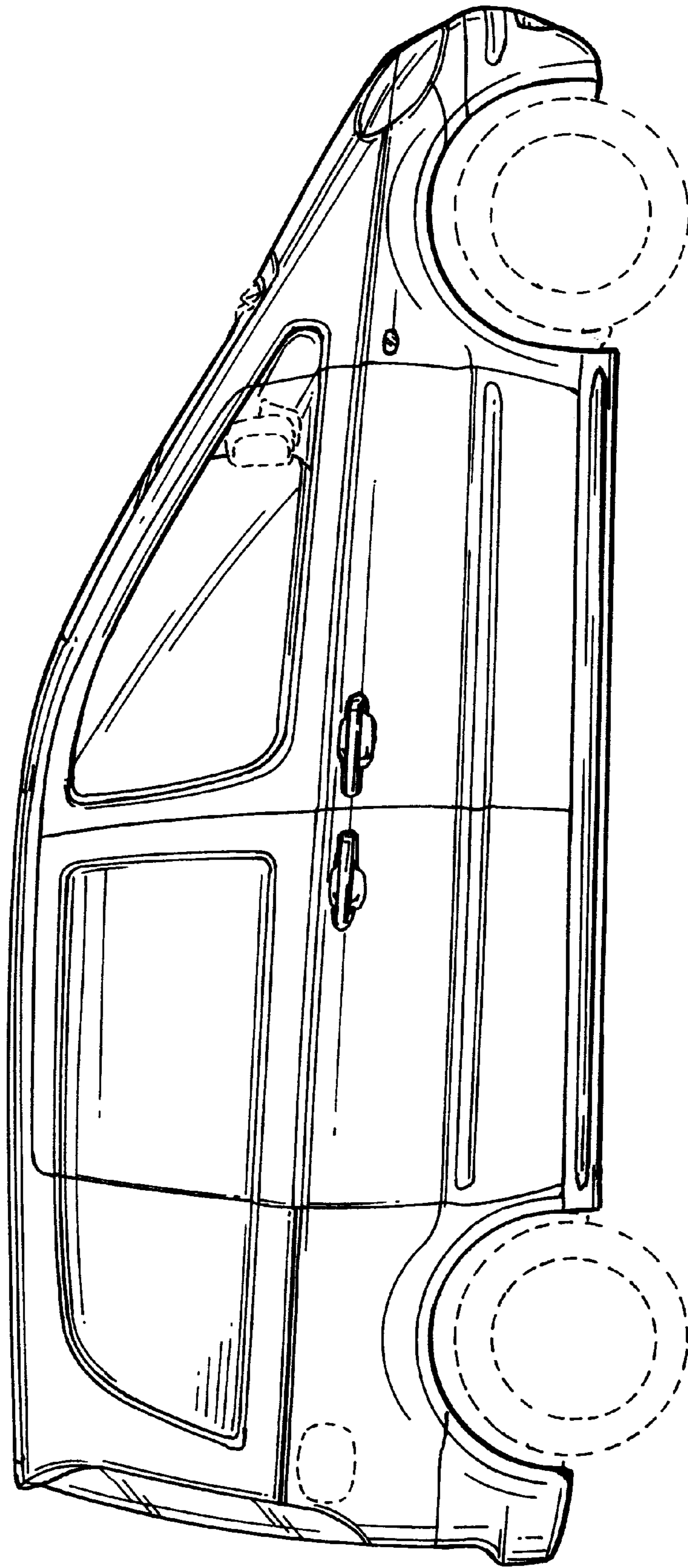


FIG. 4




FIG. 5




FIG. 6

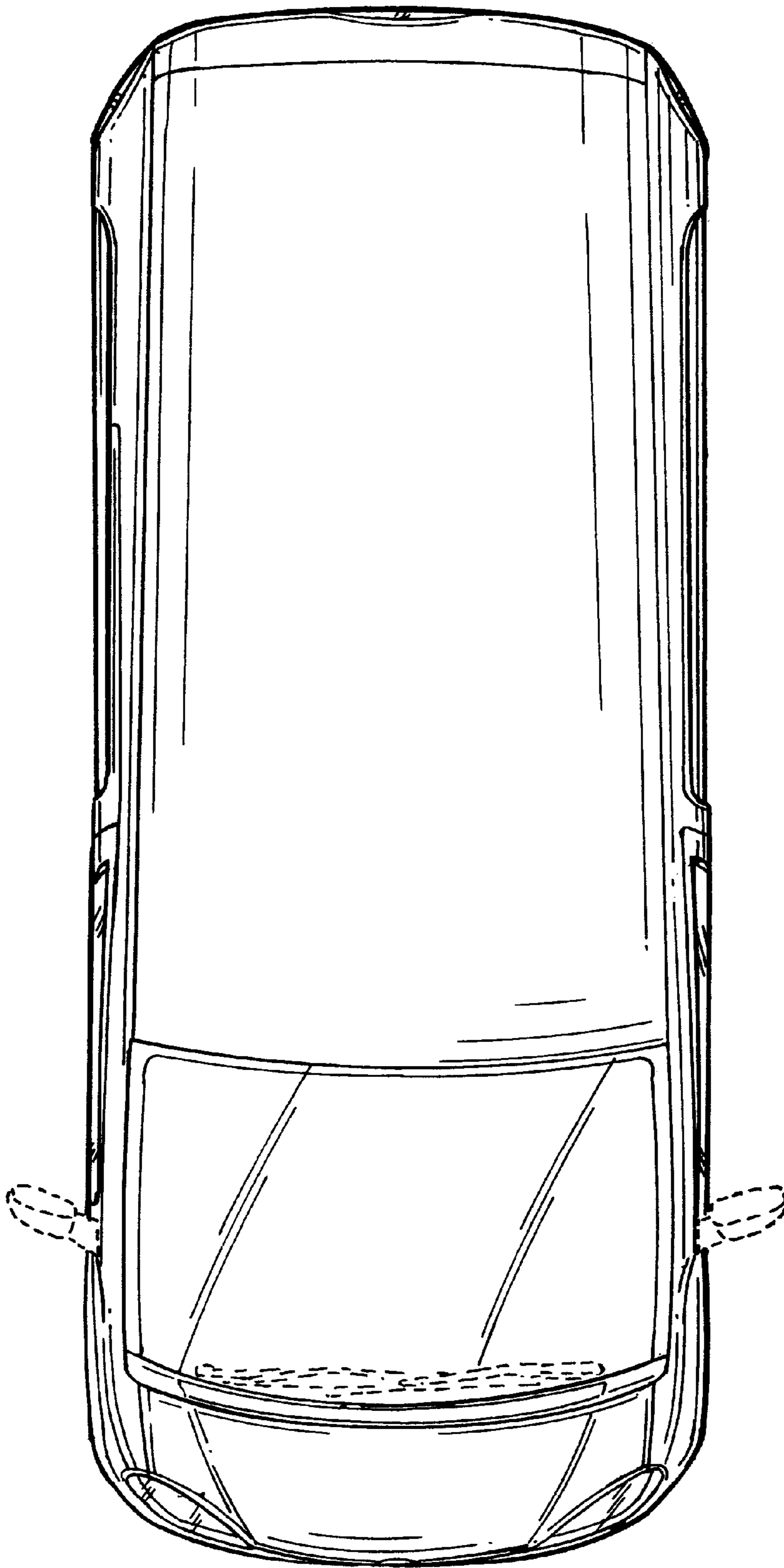


FIG. 7