



US00D441688S

(12) **United States Design Patent** (10) **Patent No.:** **US D441,688 S**  
**Clarke** (45) **Date of Patent:** **\*\* May 8, 2001**

(54) **KWANZAA UNITY TREE** 5,639,521 6/1997 Fraus et al. .... 428/8  
5,652,032 7/1997 Kaczor et al. .... 428/18  
(76) Inventor: **Charles R. Clarke**, 644 S. 3rd, Apt. 5,677,018 10/1997 Shin ..... 428/18  
224, Louisville, KY (US) 40202

(\*\*) Term: **14 Years**

(21) Appl. No.: **29/123,384**

(22) Filed: **May 17, 2000**

(51) **LOC (7) Cl.** ..... **11-05**

(52) **U.S. Cl.** ..... **D11/118**

(58) **Field of Search** ..... **D11/118; 428/18**

(56) **References Cited**

**U.S. PATENT DOCUMENTS**

- D. 166,135 \* 3/1952 Stark ..... D11/118
- D. 178,836 \* 2/1956 Hoffman ..... D11/125
- D. 185,199 \* 5/1959 Goldberg ..... D11/121 X
- D. 228,241 \* 8/1973 Auclair ..... D11/118
- D. 327,232 \* 6/1992 Winn ..... D11/118
- D. 365,297 \* 12/1995 Phurrough ..... D11/118
- D. 424,968 \* 5/2000 Vargo ..... D11/118
- 5,455,750 10/1995 Davis et al. .... 362/123
- 5,489,452 2/1996 Case, Jr. .... 428/18

\* cited by examiner

*Primary Examiner*—Dominic Simone

(74) *Attorney, Agent, or Firm*—Joseph N. Breaux

(57) **CLAIM**

I claim the ornamental design for a Kwanzaa unity tree, as shown.

**DESCRIPTION**

FIG. 1 is a front view of my design.  
FIG. 2 is a right side view of my design.  
FIG. 3 is a rear view of my design.  
FIG. 4 is a left side view of my design.  
FIG. 5 is a top plan view of my design.  
FIG. 6 is an bottom view of my design.  
FIG. 7 is a cross-sectional view of my design along the line 7—7 of FIG. 1; and,  
FIG. 8 is a perspective view of my design.

**1 Claim, 3 Drawing Sheets**






FIG. 2.

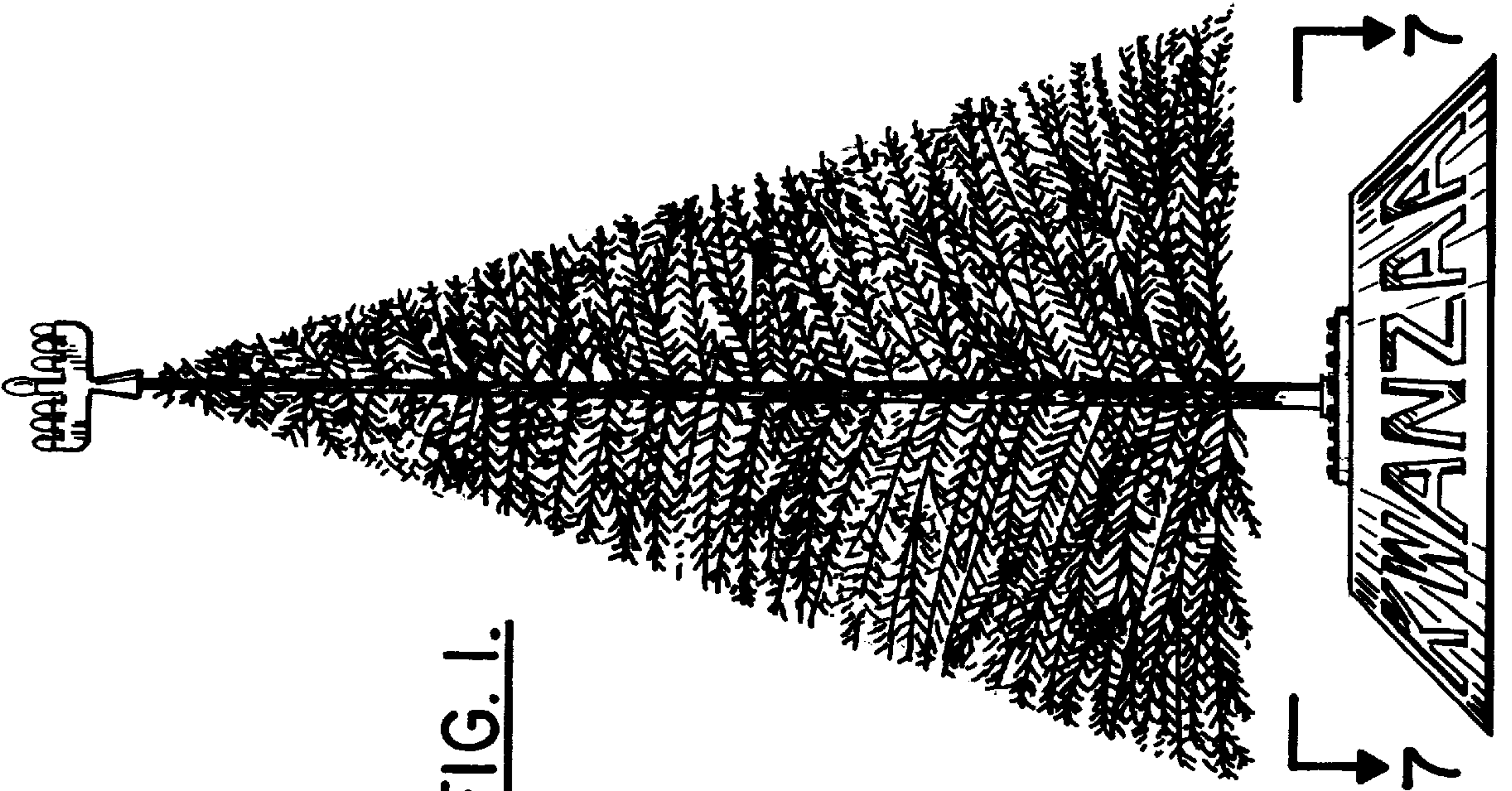


FIG. 1.



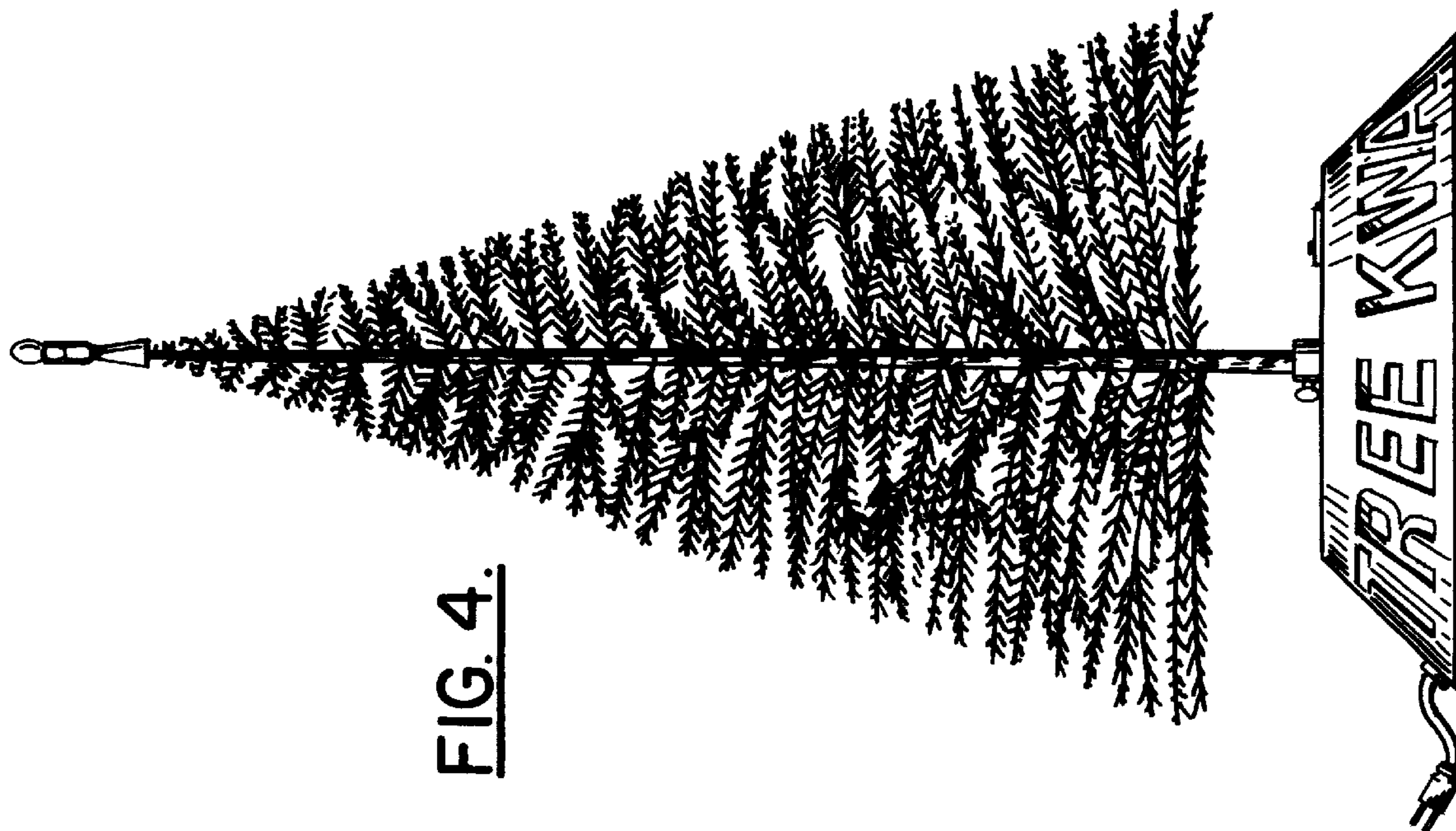


FIG. 4.

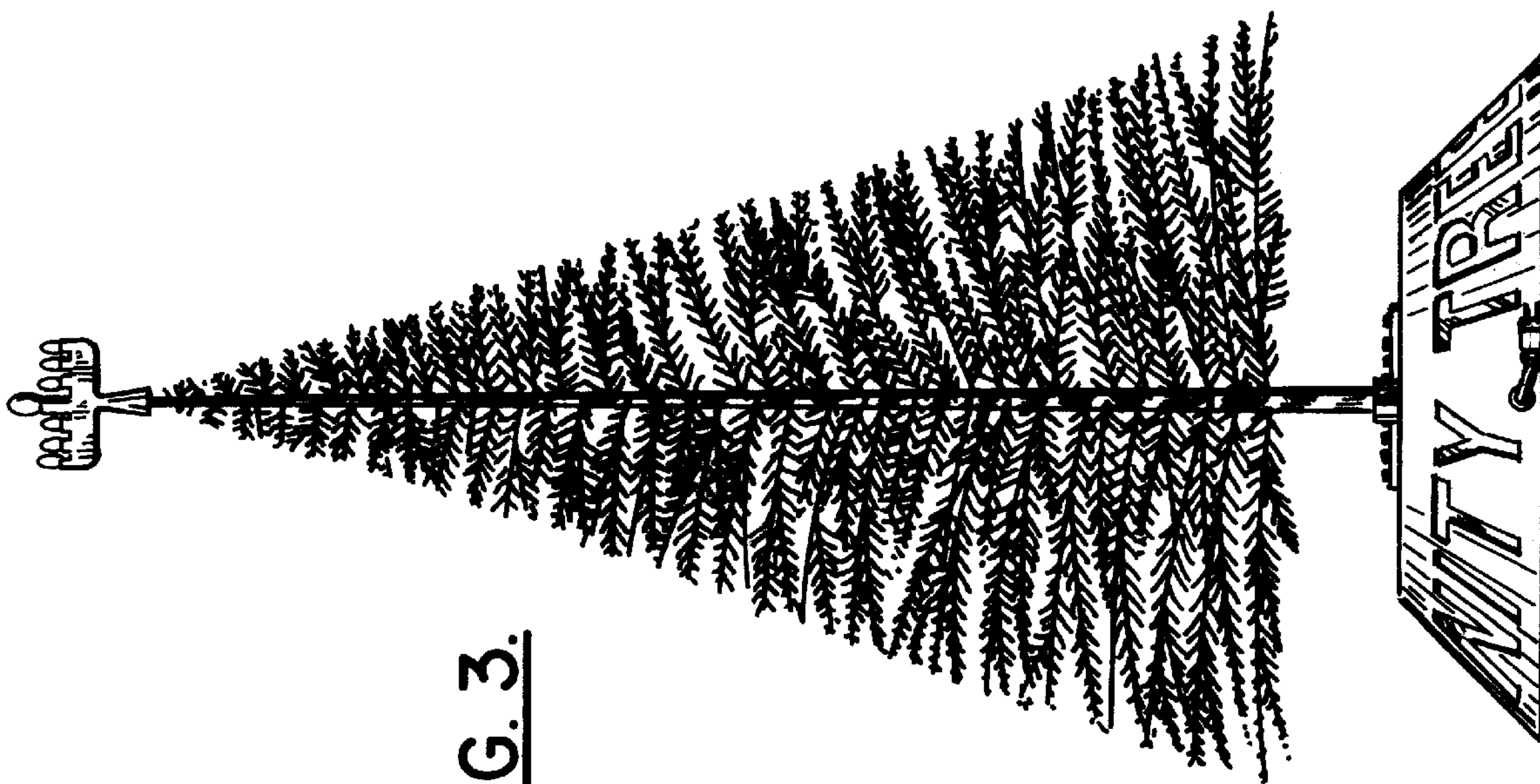


FIG. 3.




FIG. 5.




FIG. 7.




FIG. 8.




FIG. 6.