



US00D441686S

(12) **United States Design Patent**
Kaválek

(10) **Patent No.:** **US D441,686 S**

(45) **Date of Patent:** **** May 8, 2001**

(54) **CUT STONE**

(75) **Inventor:** **Jaroslav Kaválek, Liberec (CZ)**

(73) **Assignee:** **Preciosa, A.S., Jablonec nad Nisou (CZ)**

(**) **Term:** **14 Years**

(21) **Appl. No.:** **29/126,402**

(22) **Filed:** **Jul. 12, 2000**

Related U.S. Application Data

(62) Division of application No. 29/099,209, filed on Jan. 15, 1999.

(30) **Foreign Application Priority Data**

Jul. 16, 1998 (CZ) PVZ 31058-98
Jul. 17, 1998 (CZ) PVZ 31059-98

(51) **LOC (7) Cl.** **11-01**

(52) **U.S. Cl.** **D11/90**

(58) **Field of Search** D11/1-6, 26-29,
D11/35, 40, 86-92, 121, 131-133; 63/1.1,
26, 15-15.4, 32; D2/600, 607

(56) **References Cited**

U.S. PATENT DOCUMENTS

- D. 56,949 * 1/1921 Tatler D11/90
- D. 98,249 11/1936 Goldblatt .
- D. 99,568 5/1936 Cohn .
- D. 99,779 5/1936 Cohn .
- 138,314 4/1873 Bruhl .
- D. 232,965 9/1974 Atwell .
- D. 267,569 * 1/1983 Polite D11/90
- D. 268,653 4/1983 Sun .

- D. 382,506 8/1997 Cohen .
- D. 407,036 3/1999 Reisigl .
- D. 409,944 5/1999 Reisigl .
- D. 430,060 * 8/2000 Kavalek D11/90
- D. 431,794 * 10/2000 Reisigl D11/90
- 469,496 2/1892 Bugbee .
- 484,934 10/1892 Jacobson .
- 809,531 1/1906 Schenck .
- 2,143,084 * 1/1939 Nirenstein 63/32
- 2,340,659 2/1944 Goldstein .
- 2,364,031 11/1944 Suderov .
- 2,519,547 8/1950 Colbert et al. .
- 3,835,665 9/1974 Kitchel .
- 5,612,102 3/1997 Nakama .
- 5,657,647 * 8/1997 Freiesleben 63/32

* cited by examiner

Primary Examiner—Ralf Seifert

(74) *Attorney, Agent, or Firm*—Birch, Stewart, Kolasch & Birch, LLP

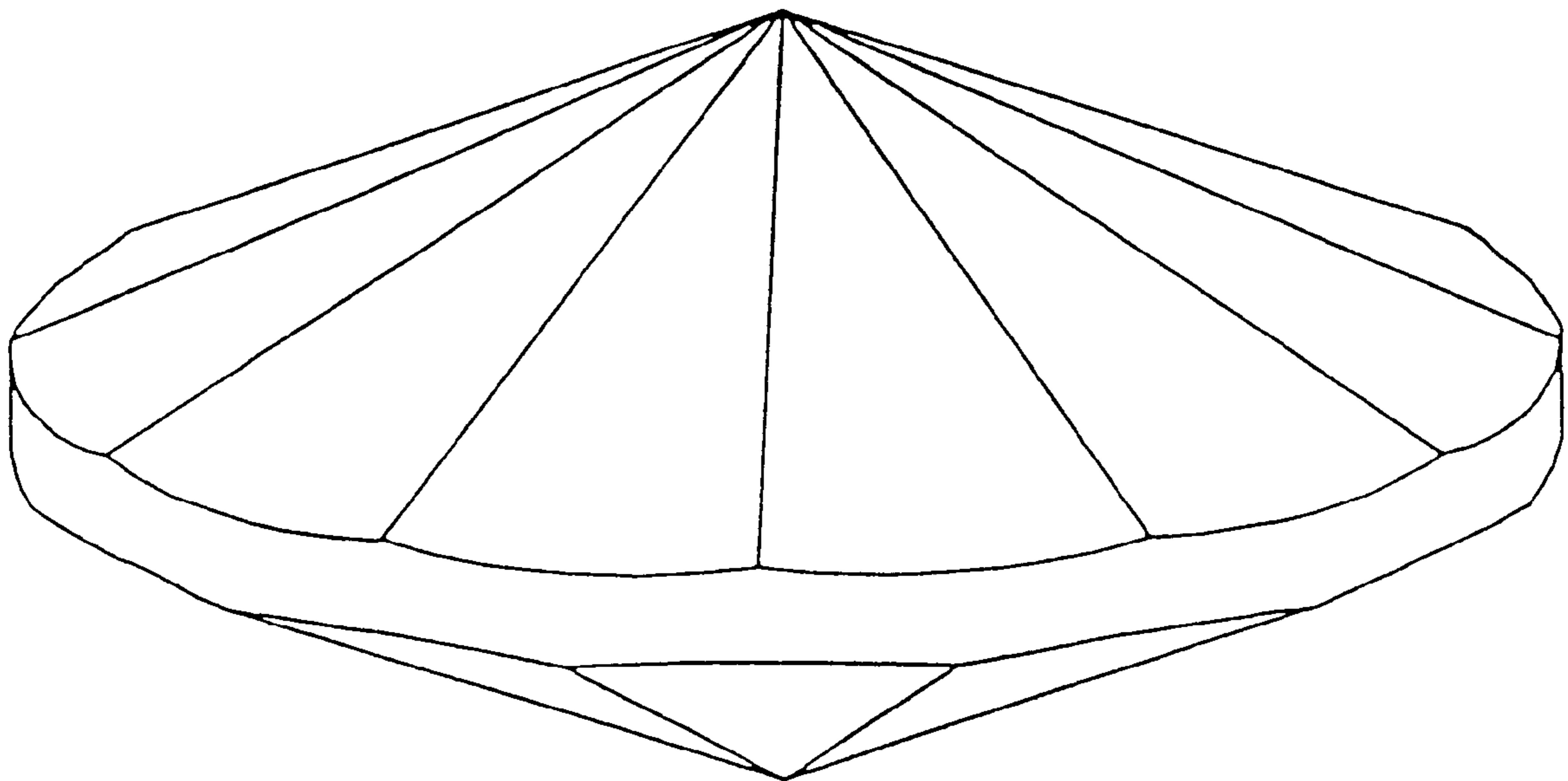
(57) **CLAIM**

I claim the ornamental design of a cut stone, as shown and described.

DESCRIPTION

FIG. 1 is a front, perspective view of a first embodiment of a cut stone showing a 12×12 turned rivoli having a girdle forming a cylindrical surface on the stone at a connection point of the bases of both pyramids of my new design; FIG. 2 is a bottom plan view of the first embodiment of the cut stone of FIG. 1; FIG. 3 is a front, elevational view of the cut stone of FIG. 1, the rear side elevational view being the same; and, FIG. 4 is a top plan view of the cut stone of FIG. 1.

1 Claim, 2 Drawing Sheets



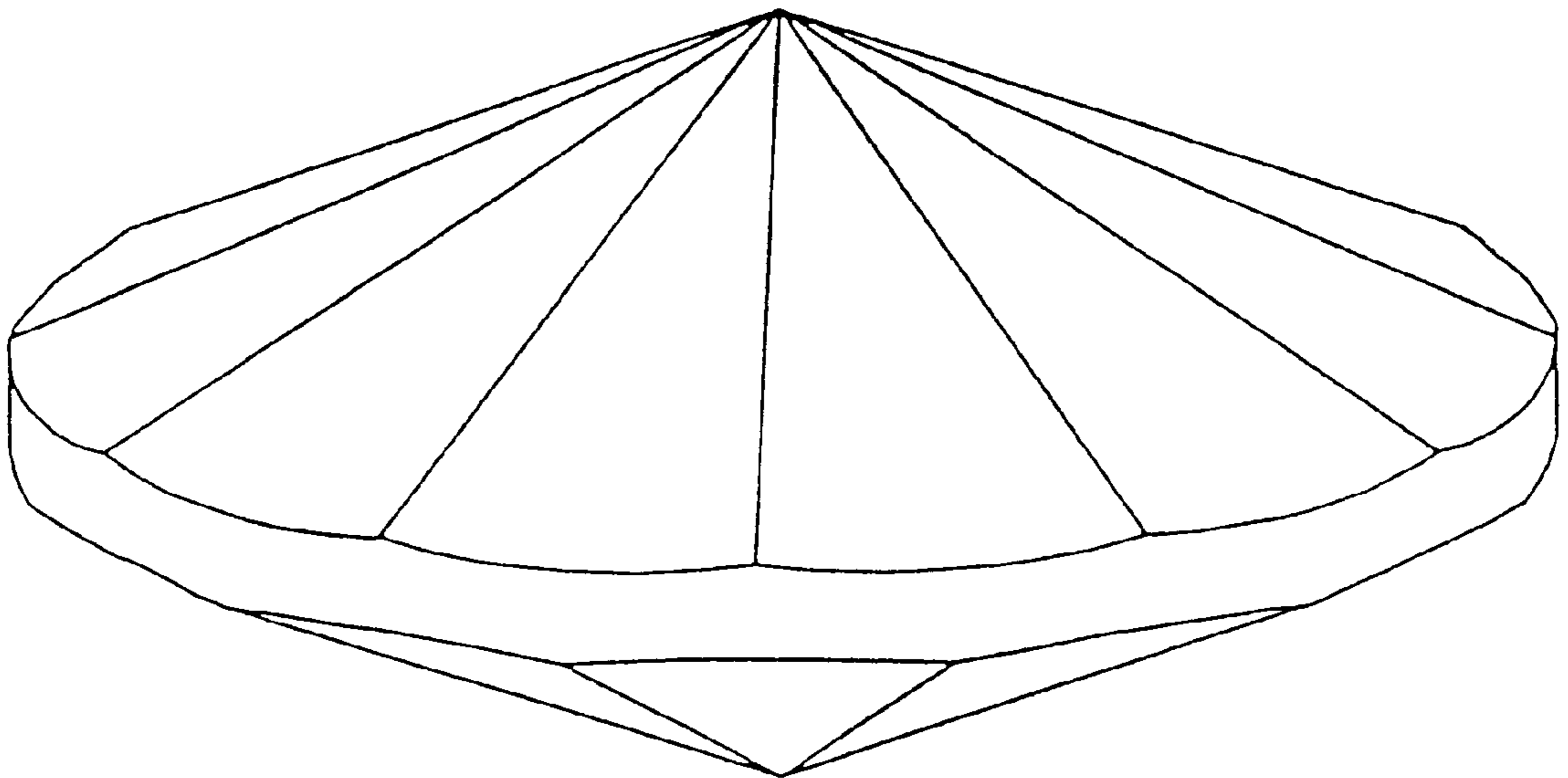


Figure 1

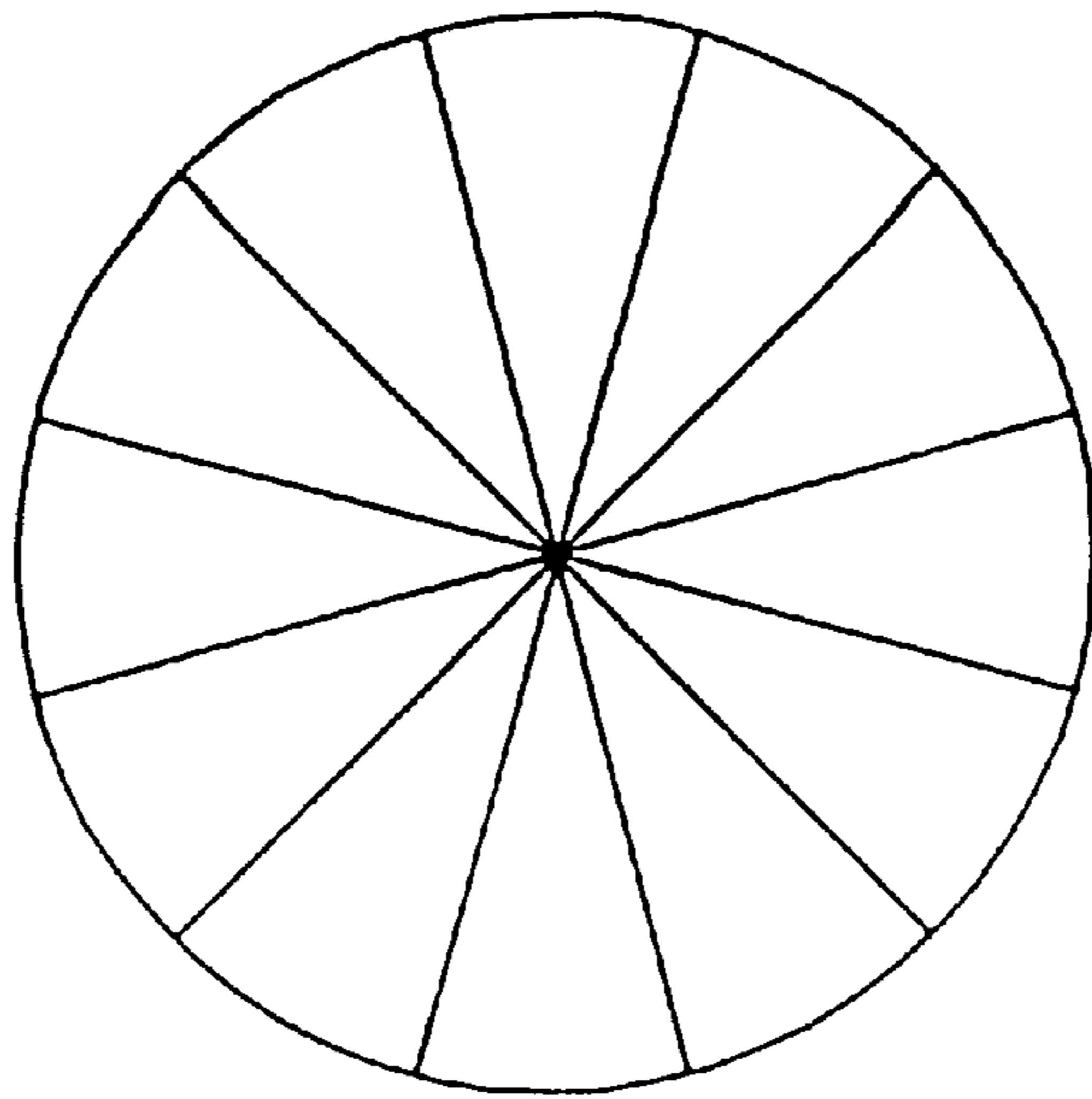


Figure 2

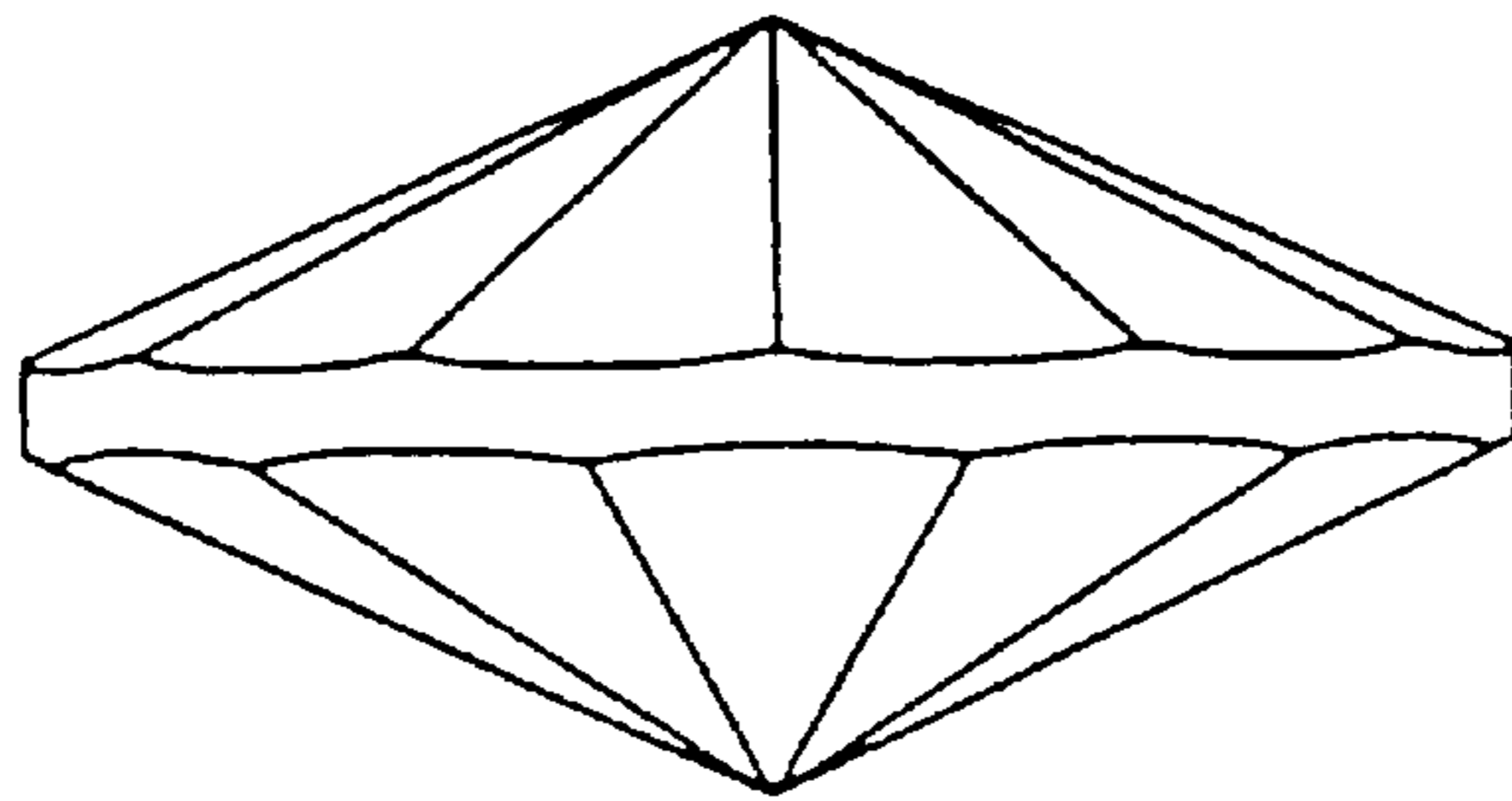


Figure 3

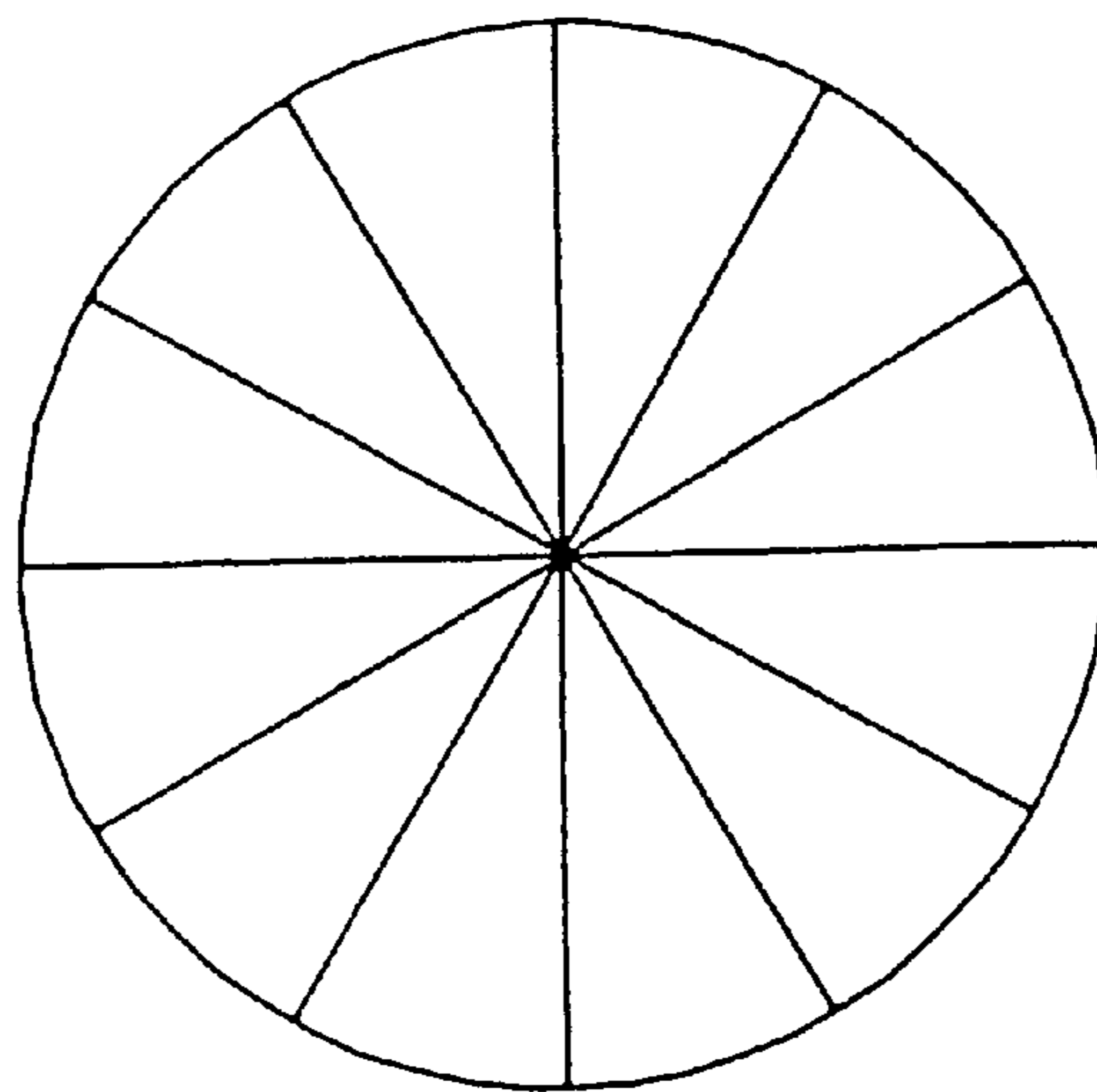


Figure 4