



US00D441681S

(12) **United States Design Patent**
Voirol

(10) **Patent No.:** **US D441,681 S**

(45) **Date of Patent:** **** May 8, 2001**

(54) **REMOVABLE FITTING FOR WATCH STRAP ATTACHMENT**

D. 214,336 * 6/1969 Petrie D11/87
D. 382,504 * 8/1997 Strasser D11/12
D. 403,597 * 1/1999 Hartzband D10/32
4,825,427 * 4/1989 Wollman 368/282

(75) Inventor: **Romain Voirol**, Bienne (CH)

* cited by examiner

(73) Assignee: **Swatch AG (Swatch SA) (Swatch LTD)**, Bienne (CH)

Primary Examiner—Louis S. Zarfaz
Assistant Examiner—Catherine R. Oliver

(**) Term: **14 Years**

(21) Appl. No.: **29/101,695**

(57) **CLAIM**

(22) Filed: **Mar. 9, 1999**

The ornamental design for a removable fitting for watch strap attachment, as shown and described.

(30) **Foreign Application Priority Data**

DESCRIPTION

Sep. 14, 1998 (XH) DM/045 411

FIG. 1 is a top view of my new and ornamental design for a removable fitting for a watch strap attachment;
FIG. 2 is a bottom view thereof;
FIG. 3 is a right side view thereof;
FIG. 4 is a left side view thereof;
FIG. 5 is a front view thereof, the rear view being a mirror image of the front view; and,
FIG. 6 is a front perspective view thereof.

(51) **LOC (7) Cl.** **11-01**

(52) **U.S. Cl.** **D11/3; D11/86**


(58) **Field of Search** D11/3, 2, 5, 200,
D11/86, 87, 12, 4; D10/30-32; 386/300,
282; 63/21

(56) **References Cited**

U.S. PATENT DOCUMENTS

D. 166,149 * 3/1952 Fass D11/4

1 Claim, 3 Drawing Sheets






Fig. 1

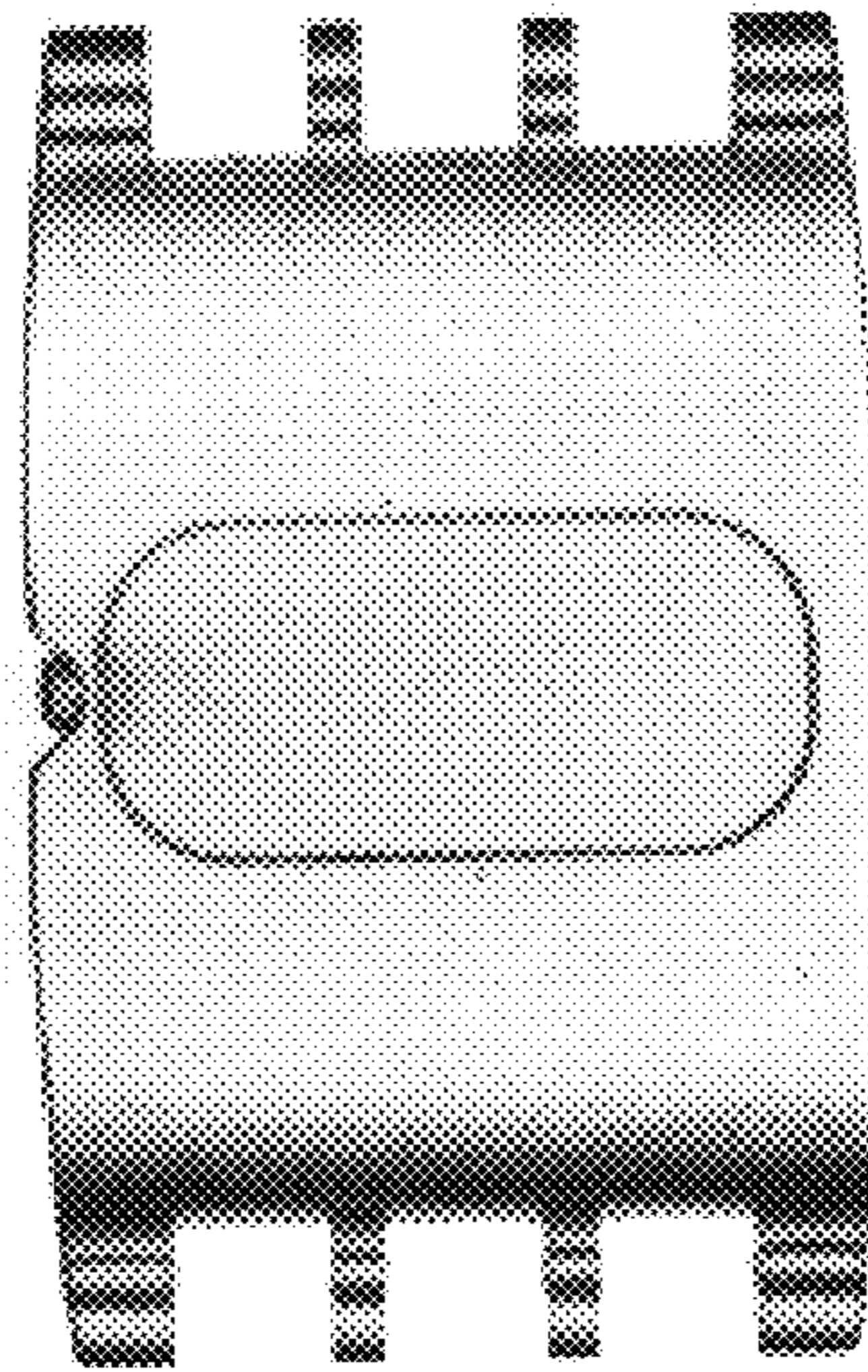


Fig. 2



Fig. 3



Fig. 4



Fig. 5

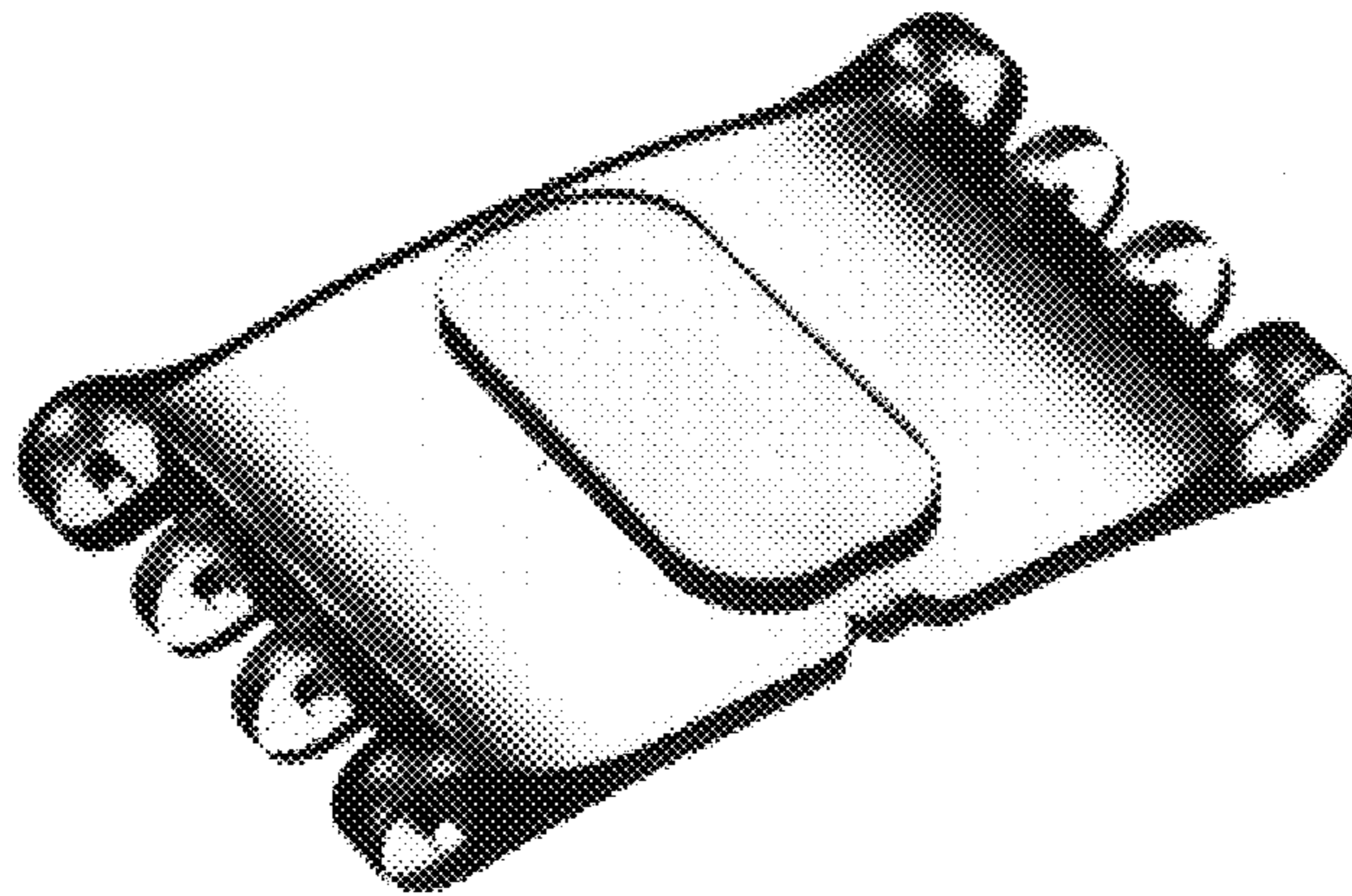


Fig. 6