



US00D441668S

(12) **United States Design Patent**  
**Dumas**

(10) **Patent No.:** **US D441,668 S**

(45) **Date of Patent:** **\*\* May 8, 2001**

(54) **WATCH**

(75) Inventor: **Jean-Louis Dumas**, Paris (FR)

(73) Assignee: **La Montre Hermes S.A.**, Brugg (CH)

(\*\*) Term: **14 Years**

(21) Appl. No.: **29/122,945**

(22) Filed: **May 8, 2000**

(51) **LOC (7) Cl.** ..... **10-02**

(52) **U.S. Cl.** ..... **D10/39**

(58) **Field of Search** ..... D10/1-40, 122-132;  
368/280-282, 276-277, 285

(56) **References Cited**

**U.S. PATENT DOCUMENTS**

- D. 355,371 \* 2/1995 Strasser ..... D10/30
- D. 356,041 \* 3/1995 Bulgari ..... D10/39
- D. 403,599 \* 1/1999 Emmenegger ..... D10/39

**OTHER PUBLICATIONS**

Jeweler's Circular Keystone—Jun. 1980—p.28—watch at bottom.\*

Jeweler's Circular Keystone—Feb. 1983—p. 152—watch at center.\*

\* cited by examiner

*Primary Examiner*—Nelson C. Holtje

(74) *Attorney, Agent, or Firm*—Darby & Darby

(57) **CLAIM**

The ornamental design for a watch, as shown.

**DESCRIPTION**

FIG. 1 is a front, bottom and side perspective view of a watch showing my design;

FIG. 2 is a front elevational view thereof;

FIG. 3 is a side elevational view thereof from the left of FIG. 2;


FIG. 4 is a side elevational view thereof from the right of FIG. 2;

FIG. 5 is a rear elevational view thereof;


FIG. 6 is a top plan view thereof; and,

FIG. 7 is a bottom plan view thereof.


**1 Claim, 4 Drawing Sheets**








**FIG. 1**




**FIG. 6**




**FIG. 7**






**FIG. 2**






**FIG. 3**



**FIG. 4**





**FIG. 5**