



US00D441666S

(12) **United States Design Patent**
Pequignet

(10) **Patent No.:** **US D441,666 S**

(45) **Date of Patent:** **** May 8, 2001**

(54) **COMBINED WATCH AND BRACELET**

(75) Inventor: **Emile B. Pequignet**, Fournet Luisans (FR)

(73) Assignee: **Montres Péquignet SA** (FR)

(**) Term: **14 Years**

(21) Appl. No.: **29/123,576**

(22) Filed: **May 19, 2000**

(30) **Foreign Application Priority Data**

Jan. 31, 2000 (XH) DM/050682

(51) **LOC (7) Cl.** **10-02**

(52) **U.S. Cl.** **D10/32**

(58) **Field of Search** D10/1-40, 122-132;
D11/3-25; 63/1.1, 3, 5, 11; 368/276-277,
280-282, 285

(56) **References Cited**

U.S. PATENT DOCUMENTS

- D. 244,671 * 6/1977 Cozza D10/38
- D. 246,765 * 12/1977 Sulek D10/38

- D. 249,244 * 9/1978 Salter D10/32
- D. 298,610 * 11/1988 Young D10/32
- D. 349,253 * 8/1994 Brown D10/97
- D. 381,585 * 7/1997 Gogniat D10/32
- D. 399,434 * 10/1998 Monjugawa D10/32
- D. 406,773 * 3/1999 Gueit et al. D10/32

* cited by examiner

Primary Examiner—Nelson C. Holtje

(74) *Attorney, Agent, or Firm*—McGlew and Tuttle ,P.C.

(57) **CLAIM**

The ornamental design for a combined watch and bracelet, as shown and described.

DESCRIPTION

FIG. 1 is a top view of my new watch design;
 FIG. 2 is a bottom view thereof;
 FIG. 3 is a right top perspective view thereof;
 FIG. 4 is a rear view thereof;
 FIG. 5 is a right side view thereof;
 FIG. 6 is a front view thereof; and,
 FIG. 7 is a left side view thereof.

1 Claim, 2 Drawing Sheets






Fig. 1




Fig. 2




Fig. 3




Fig. 4




Fig. 5




Fig. 6

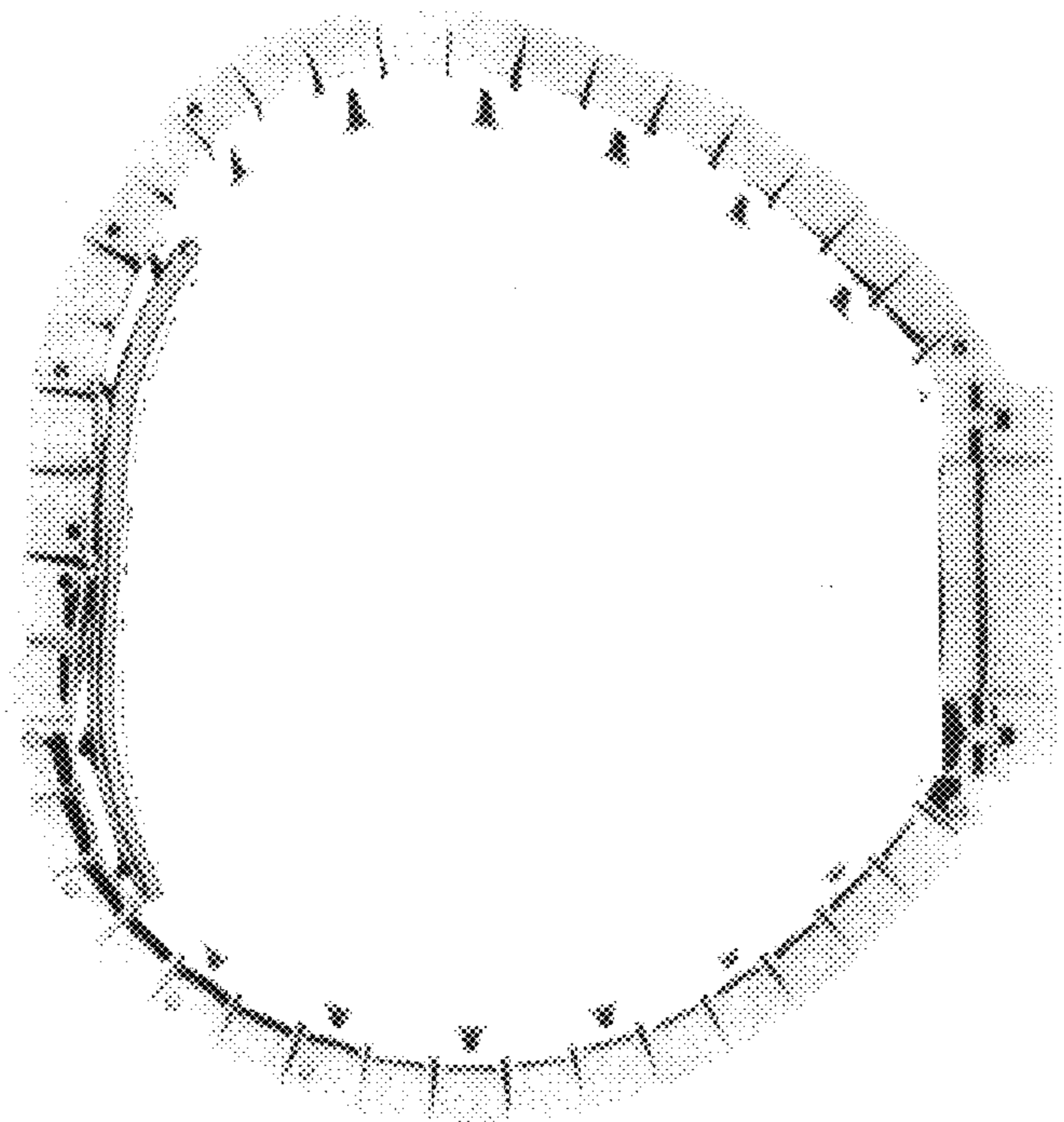


Fig. 7