



US00D441664S

(12) **United States Design Patent**
Modolo

(10) **Patent No.:** **US D441,664 S**

(45) **Date of Patent:** **** May 8, 2001**

(54) **COMBINED WATCH CASE AND BRACELET**

(75) Inventor: **Dino Modolo**, La Chaux-de-Fonds
(CH)

(73) Assignee: **Di Modolo S.A.** (CH)

(**) Term: **14 Years**

(21) Appl. No.: **29/110,871**

(22) Filed: **Sep. 14, 1999**

(30) **Foreign Application Priority Data**

Mar. 15, 1999 (CH) 125858

(51) **LOC (7) Cl.** **10-02**

(52) **U.S. Cl.** **D10/32; D10/30**

(58) **Field of Search** D10/1-40, 122-132;
D11/3-25; 63/1.1, 3.5, 11; 368/276-277,
280-282, 285

(56) **References Cited**

U.S. PATENT DOCUMENTS

- D. 295,965 * 5/1988 Murphy D10/32
- D. 353,108 * 12/1994 Rabassa D10/32

OTHER PUBLICATIONS

European Jeweler—Apr. 1984—p. 54—Watches @bottom-right.*

Swiss Watch&Jewelry Jour—Sep. 1984—p. 468—Watch at bottom-left.*

Jeweler's Circ. Keystone—Sep. 1984—p. 96—Watch @bottom-left.*

European Jeweler—Nov. 1981—p105—Watches at lower-left.*

* cited by examiner

Primary Examiner—Nelson C. Holtje

(74) *Attorney, Agent, or Firm*—McGlew and Tuttle, P.C.

(57) **CLAIM**

The ornamental design for a combined watch case and bracelet, as shown and described.

DESCRIPTION

FIG. 1 is front view of a combined watch and bracelet showing my new design;

FIG. 2 is a rear view thereof;

FIG. 3 is a right side perspective view thereof;

FIG. 4 is a top side view thereof;

FIG. 5 is a right side view thereof;

FIG. 6 is a bottom side view thereof; and,

FIG. 7 is a left side view thereof.

1 Claim, 2 Drawing Sheets





Fig. 1

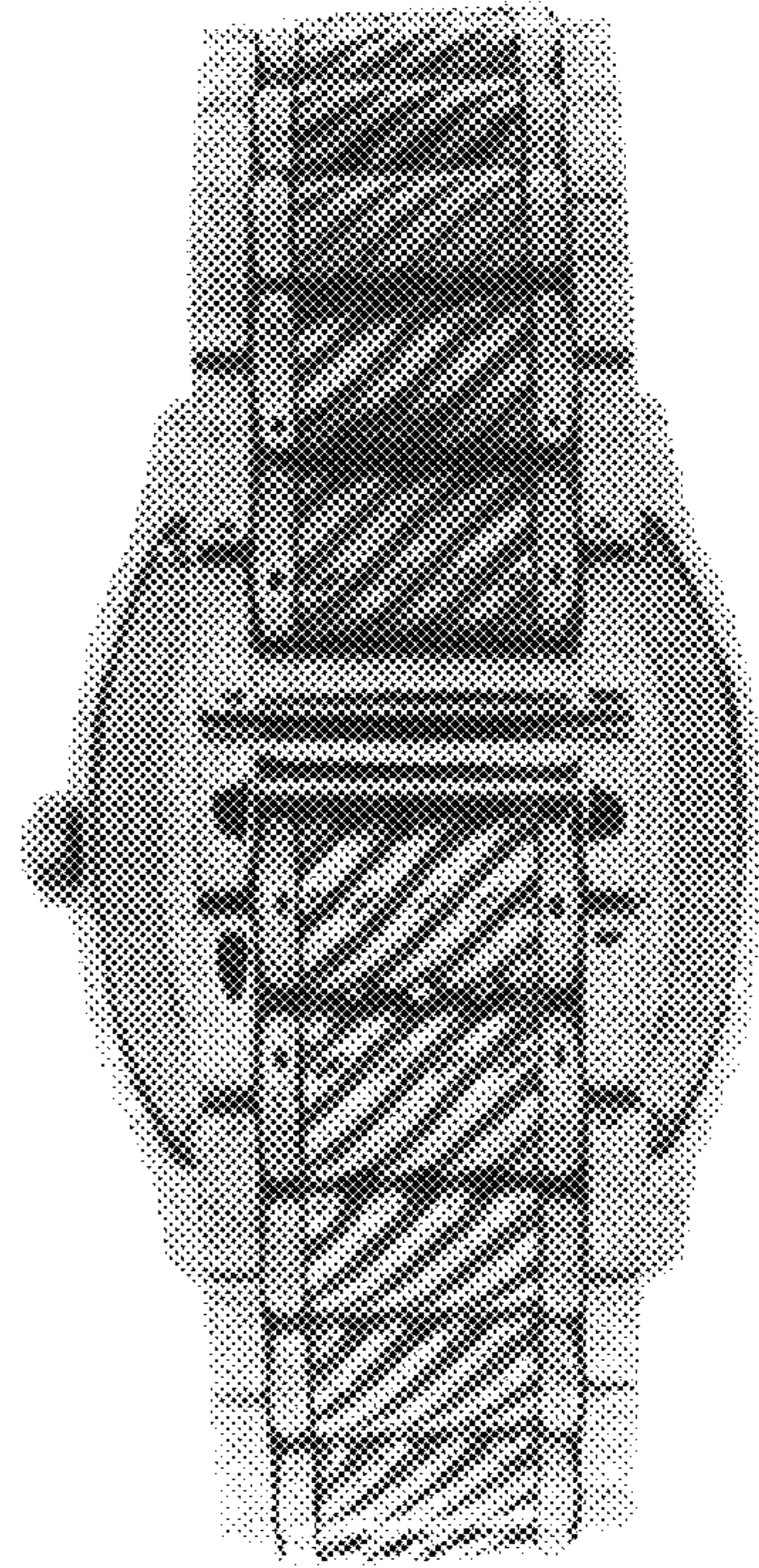


Fig. 2




Fig. 3




Fig. 4



Fig. 5




Fig. 6




Fig. 7