



US00D441652S

(12) **United States Design Patent**
Valentine, Jr.

(10) **Patent No.:** **US D441,652 S**

(45) **Date of Patent:** **** May 8, 2001**

(54) **REUSEABLE SPRAY CAN NOZZLE HOLDER**

(76) Inventor: **John R Valentine, Jr.**, 12712 N.
Cresap St., Cumberland, MD (US)
21502

(**) Term: **14 Years**

(21) Appl. No.: **29/127,788**

(22) Filed: **Aug. 11, 2000**

(51) **LOC (7) Cl.** **09-07**

(52) **U.S. Cl.** **D9/434**

(58) **Field of Search** D9/434, 455; 24/306;
220/735; 222/538; 248/213.2, 215; 294/31.2

(56) **References Cited**

U.S. PATENT DOCUMENTS

D. 315,306	*	3/1991	Reister	D9/434
D. 350,287		9/1994	Kobayashi et al.	.	
D. 353,033	*	12/1994	Johanson	D9/434 X
3,841,648	*	10/1974	Meyer	24/306 X
4,141,445	*	2/1979	Korich	220/735
4,232,785	*	11/1980	Lucas	220/735 X
4,819,838	*	4/1989	Hart, Jr.	222/538
4,823,445	*	4/1989	Diener	222/538 X
5,289,619	*	3/1994	Pileggi	24/306
5,544,783	*	8/1996	Conigliaro	220/735
5,558,247		9/1996	Caso	.	
5,755,415	*	5/1998	Sorg	248/213.2

5,772,068		6/1998	Hailey	.	
5,887,767		3/1999	Riley et al.	.	
5,890,631	*	4/1999	Spurlock et al.	222/538
5,988,575	*	11/1999	Lesko	248/213.2

* cited by examiner

Primary Examiner—Cathron Brooks

(57) **CLAIM**

The ornamental design for a reuseable spray can nozzle holder, as shown and described.

DESCRIPTION

FIG. 1 is a top, rear perspective in an alternate position (bent) view of the reuseable spray can nozzle holder of the present invention;

FIG. 2 is a front elevational view of the reuseable spray can nozzle holder of FIG. 1 in a straightened position, the rear view being a mirror image thereof;

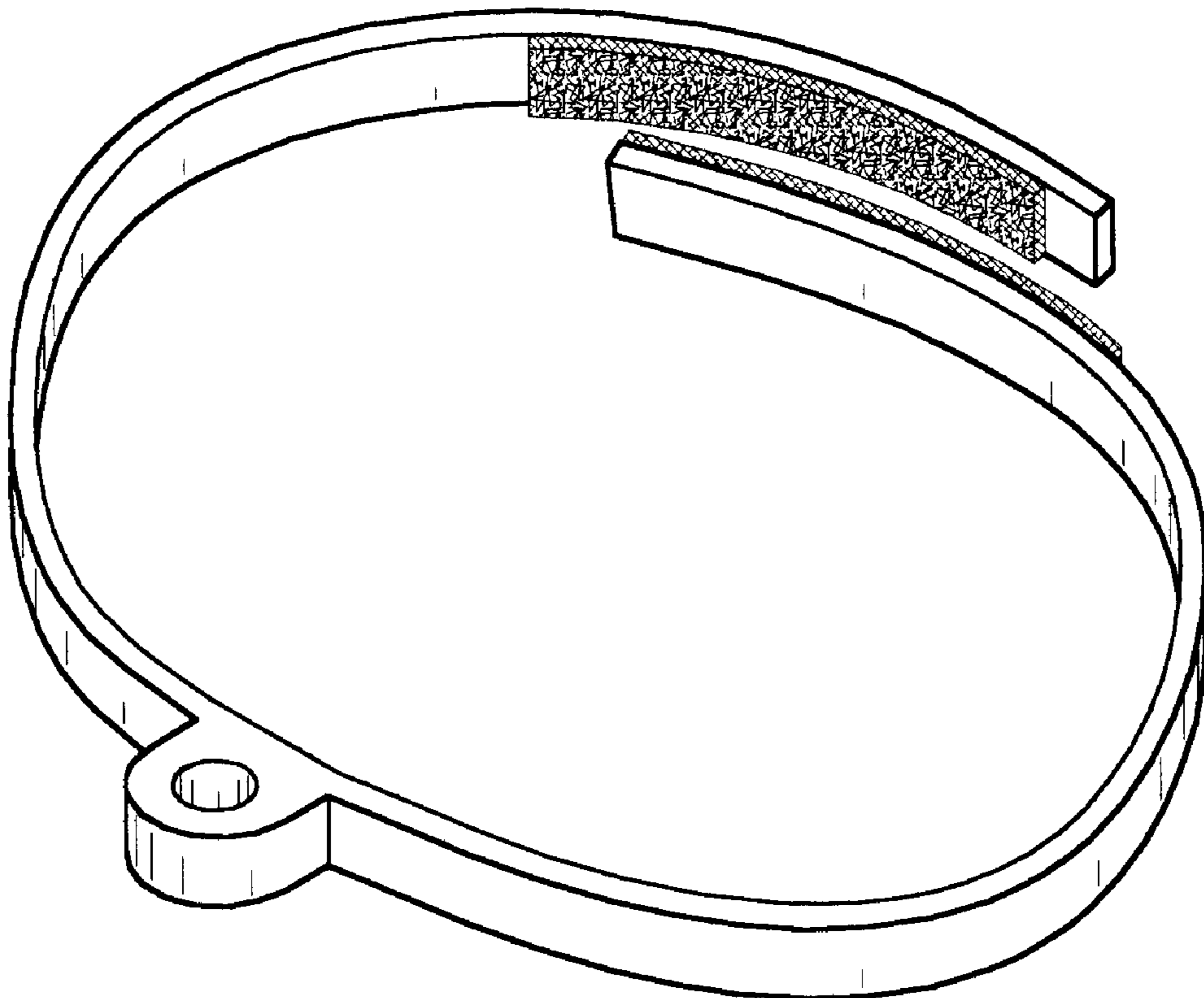
FIG. 3 is a left side elevational view of the reuseable spray can nozzle holder of FIG. 2;

FIG. 4 is a right side elevational view of the reuseable spray can nozzle holder of FIG. 2;

FIG. 5 is a top plan view of the reuseable spray can nozzle holder of FIG. 2; and,

FIG. 6 is a bottom plan view of the reuseable spray can nozzle holder of FIG. 2.

1 Claim, 1 Drawing Sheet



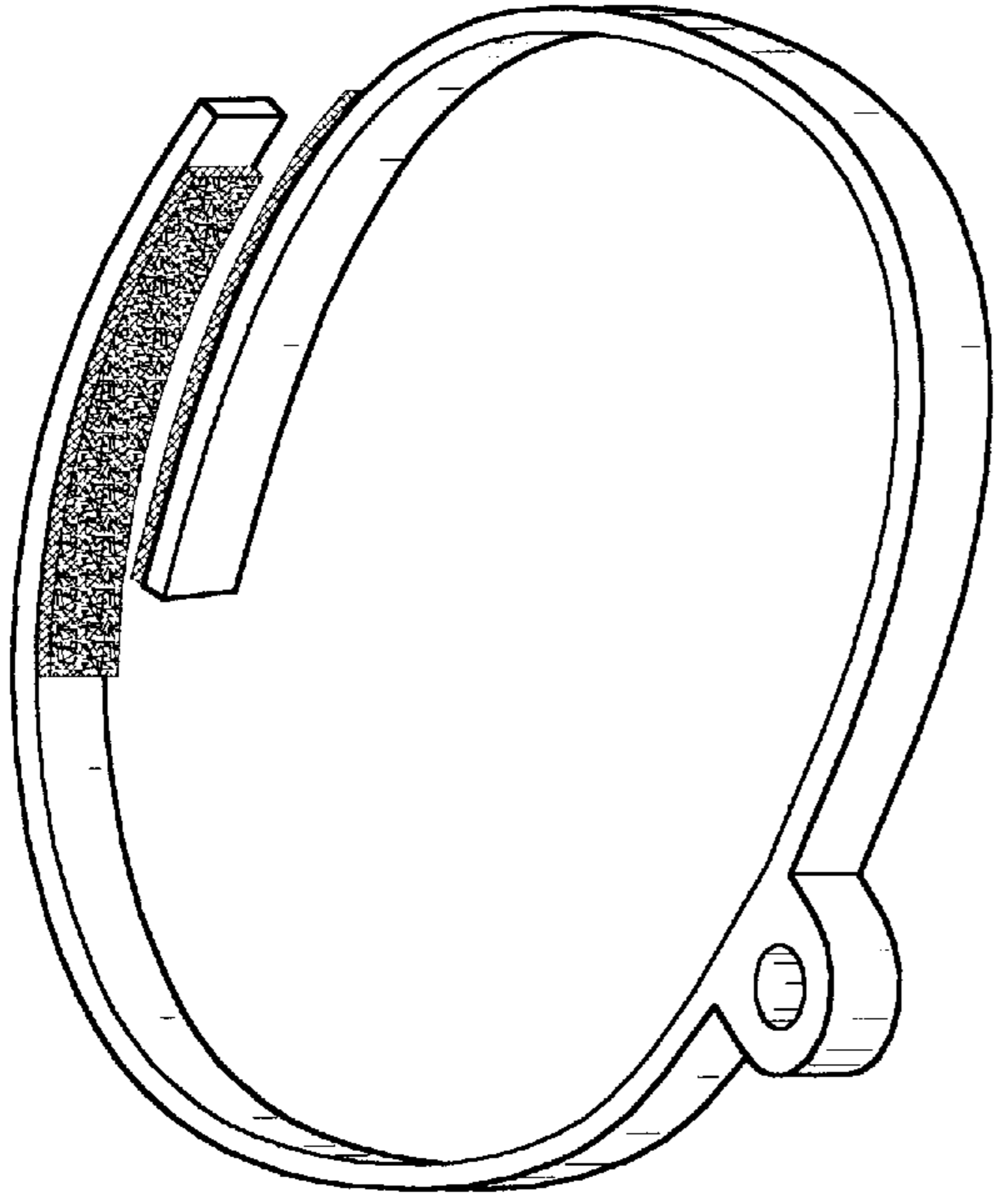


Fig. 1



Fig. 3

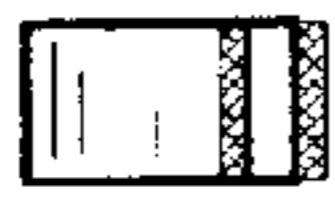


Fig. 4



Fig. 2



Fig. 5




Fig. 6