



US00D441650S

(12) **United States Design Patent**
Salzburg et al.

(10) **Patent No.:** **US D441,650 S**

(45) **Date of Patent:** **** May 8, 2001**

(54) **LIGHTENED NECK FOR A CONTAINER**
(75) Inventors: **Frédéric Salzburg**, Lyons; **Claude Pradinas**, Couzon-Au-Mont D'or; **Michel Luzzato**, Ste Foy l'Argentiere, all of (FR)

5,678,711	*	10/1997	Tobias	215/46	X
5,720,402	*	2/1998	May	215/252	
5,803,281	*	9/1998	Towns	215/46	X
5,810,184	*	9/1998	Adams et al.	215/46	X
5,860,542	*	1/1999	Takamatsu	215/252	X
5,950,850	*	9/1999	Takamatsu et al.	215/252	

(73) Assignee: **Novembal - Societe en Nom Collectif**, Paris (FR)

* cited by examiner

(**) Term: **14 Years**

Primary Examiner—Cathron Brooks

(21) Appl. No.: **29/098,885**

(74) *Attorney, Agent, or Firm*—Young & Thompson

(22) Filed: **Jan. 7, 1999**

(57) **CLAIM**

(51) **LOC (7) Cl.** **09-07**

The ornamental design for a lightened neck for a container, as shown and described.

(52) **U.S. Cl.** **D9/434**

DESCRIPTION

(58) **Field of Search** D9/434, 500, 549; 215/46, 222, 252, 219, 318, 331, 384; 222/383.1

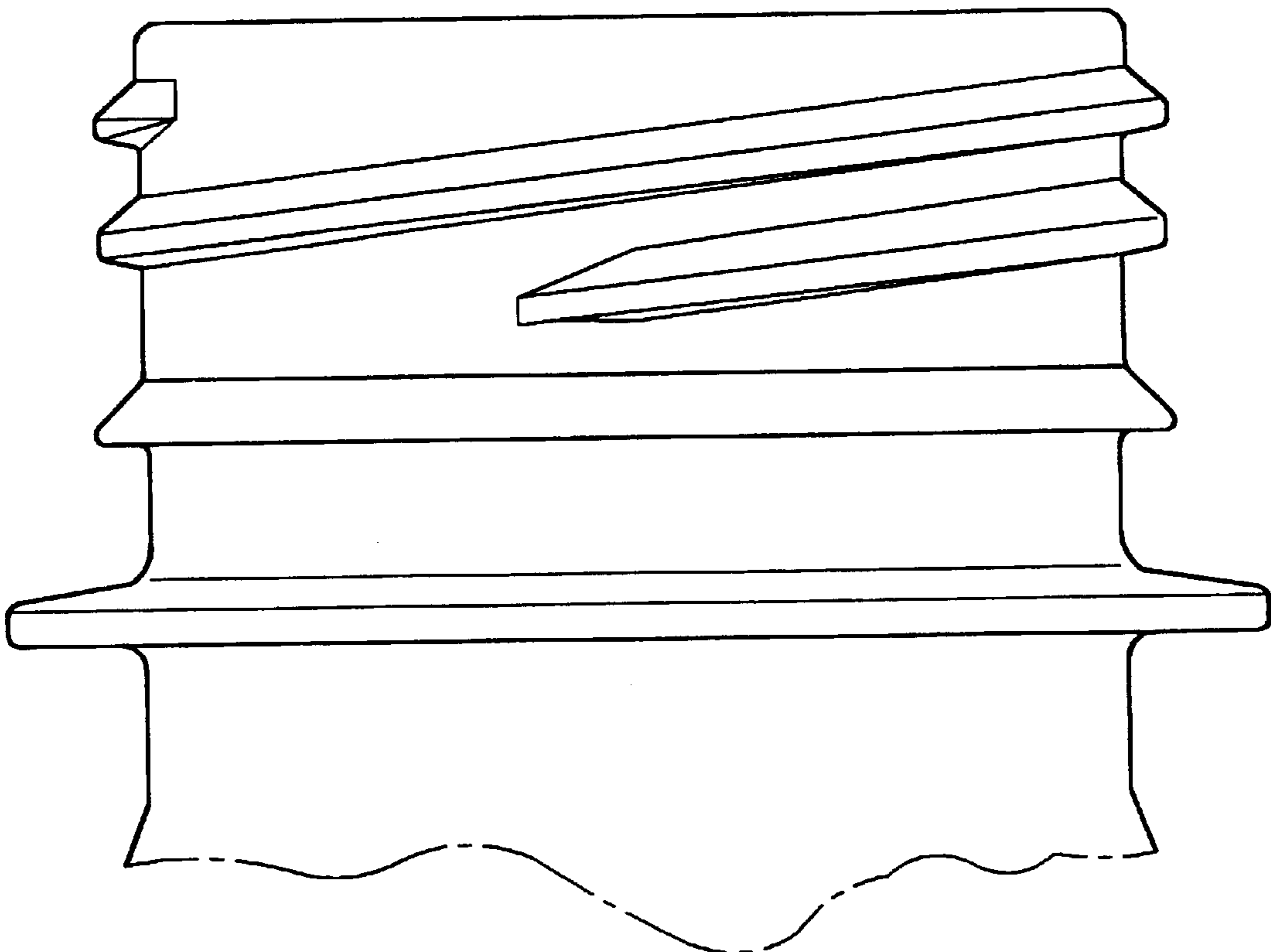
FIG. 1 is a side elevational view of a lightened neck for a container, showing our new design, the side opposite that shown in FIG. 1 forming no part of the claimed invention and being disclaimed; the broken line shown at the base of the lightened neck defines the bounds of the claimed design and forms no part thereof; and, FIG. 2 is a top plan view thereof rotated 90 degrees about a vertical axis from the position shown in FIG. 1, the vertical broken line defines the bounds of the claimed design and forms no part thereof, and the remaining broken lines are for illustrative purposes only and form no part thereof.

(56) **References Cited**

U.S. PATENT DOCUMENTS

D. 212,525	*	10/1968	Kneapler	D9/500	
D. 239,922	*	5/1976	Utley	D9/500	
D. 277,824	*	3/1985	Hobbs	D9/434	X
D. 318,799	*	8/1991	York	D9/434	X
D. 412,281	*	7/1999	Lindsay et al.	D9/500	
5,472,105	*	12/1995	Krishnakumar et al.	215/384	
5,598,941	*	2/1997	Semersky et al.	215/384	

1 Claim, 2 Drawing Sheets



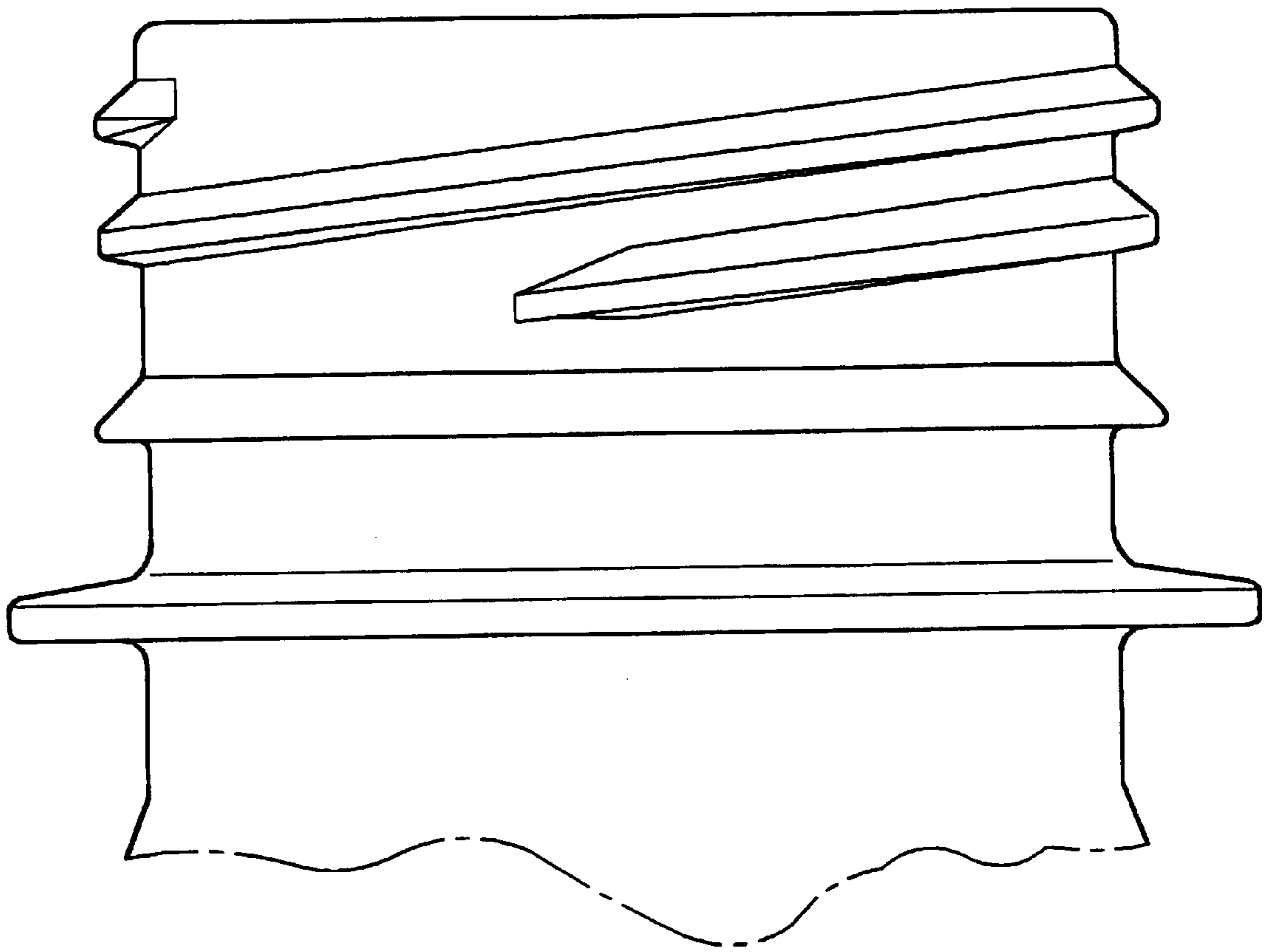


Fig. 1

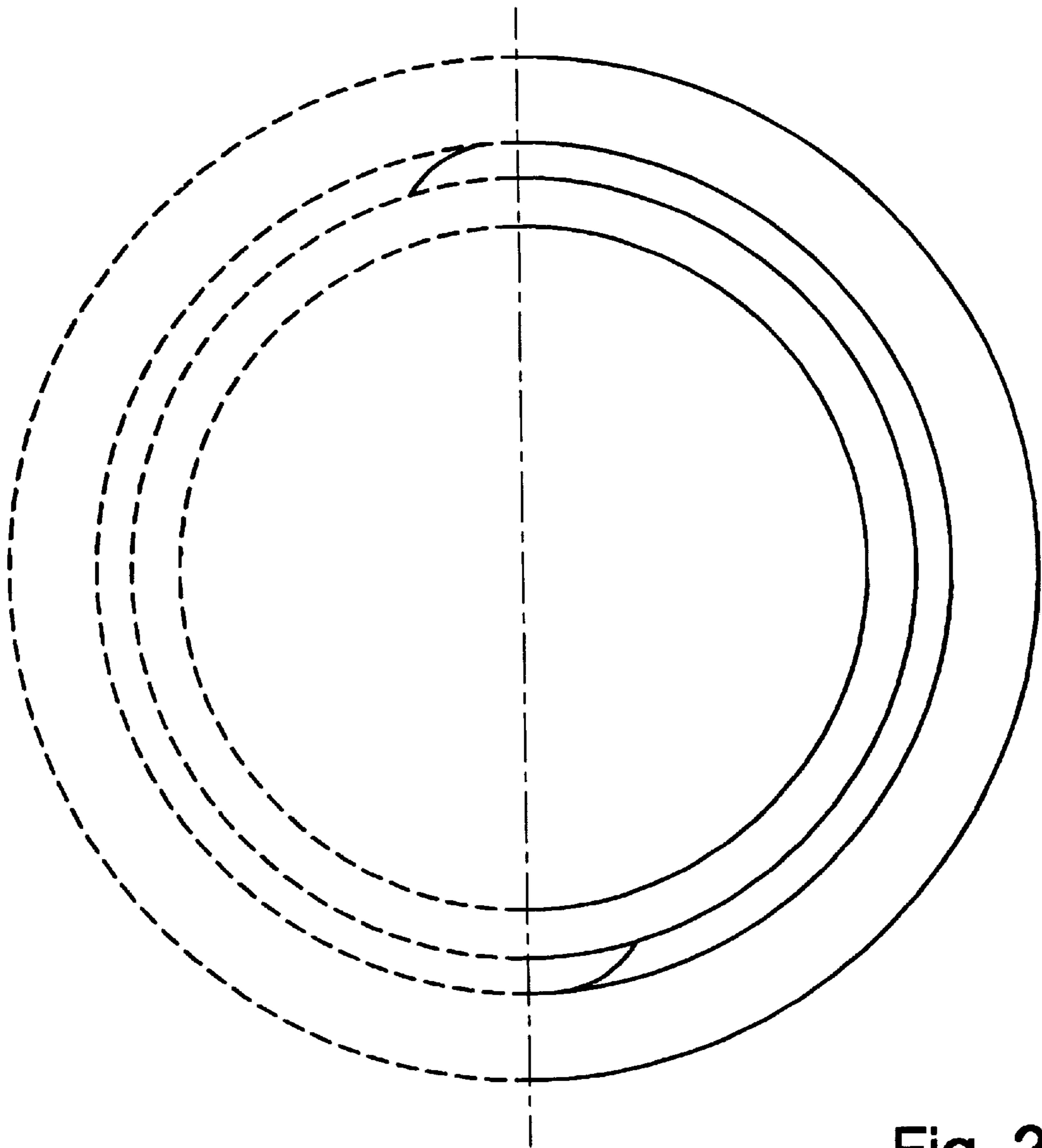


Fig. 2