



US00D441630S

(12) **United States Design Patent**  
**Tseng**

(10) **Patent No.:** **US D441,630 S**

(45) **Date of Patent:** **\*\* May 8, 2001**

(54) **SCREW-DRIVER HANDLE**

(76) **Inventor:** **Sen-Piao Tseng**, P.O. Box 82-144,  
Taipei (TW)

(\*\*) **Term:** **14 Years**

(21) **Appl. No.:** **29/128,142**

(22) **Filed:** **Aug. 21, 2000**

(51) **LOC (7) Cl.** ..... **08-04**

(52) **U.S. Cl.** ..... **D8/83**

(58) **Field of Search** ..... D8/82, 83, 84,  
D8/85, 86, 87, 107; 81/177.1, 436, 437,  
438, 440, 489

(56) **References Cited**

**U.S. PATENT DOCUMENTS**

D. 91,875	*	4/1934	Haas	.....	D8/83
D. 104,766	*	6/1937	Curtis	.....	D8/83
D. 307,235	*	4/1990	Goudeman	.....	D8/82
D. 334,128	*	3/1993	Gomas	.....	D8/83
D. 338,385	*	8/1993	Shu	.....	D8/83

D. 347,337	*	5/1994	Tsai	.....	D8/83
D. 401,831	*	12/1998	Moody	.....	D8/83
D. 413,782	*	9/1999	Krapowicz	.....	D8/83
D. 432,382	*	10/2000	Hsu	.....	D8/83

\* cited by examiner

*Primary Examiner*—Philip S. Hyder  
(74) *Attorney, Agent, or Firm*—A & J

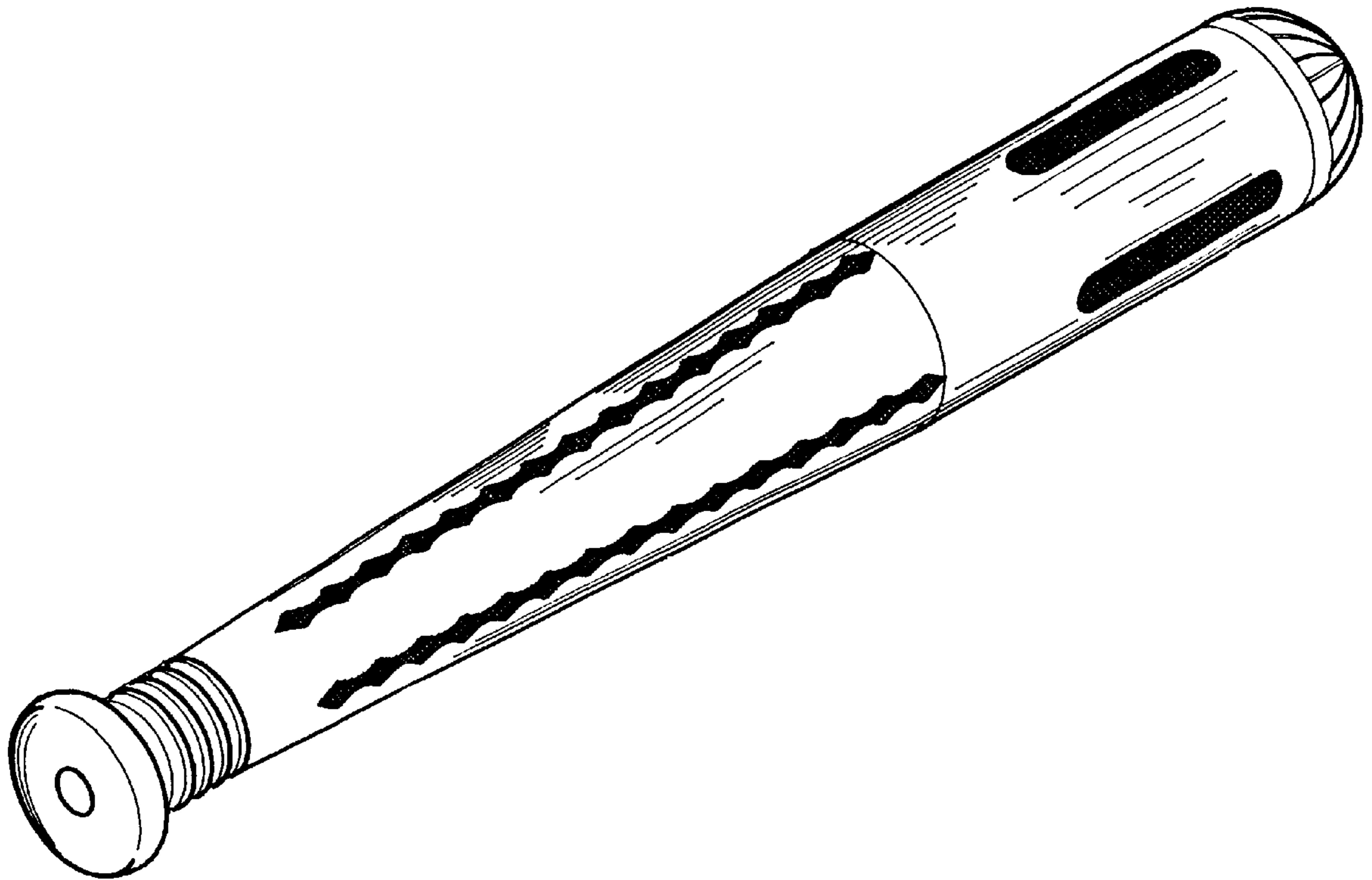
(57) **CLAIM**

The ornamental design for a screw-driver handle, as shown and described.

**DESCRIPTION**

FIG. 1 is a perspective view of a screw-driver handle showing my new design.  
FIG. 2 is a front side elevation view thereof;  
FIG. 3 is a rear side elevation view thereof;  
FIG. 4 is a left side elevation view thereof;  
FIG. 5 is a right side elevation view thereof; and,  
FIG. 6 is a top plan view thereof.

**1 Claim, 3 Drawing Sheets**



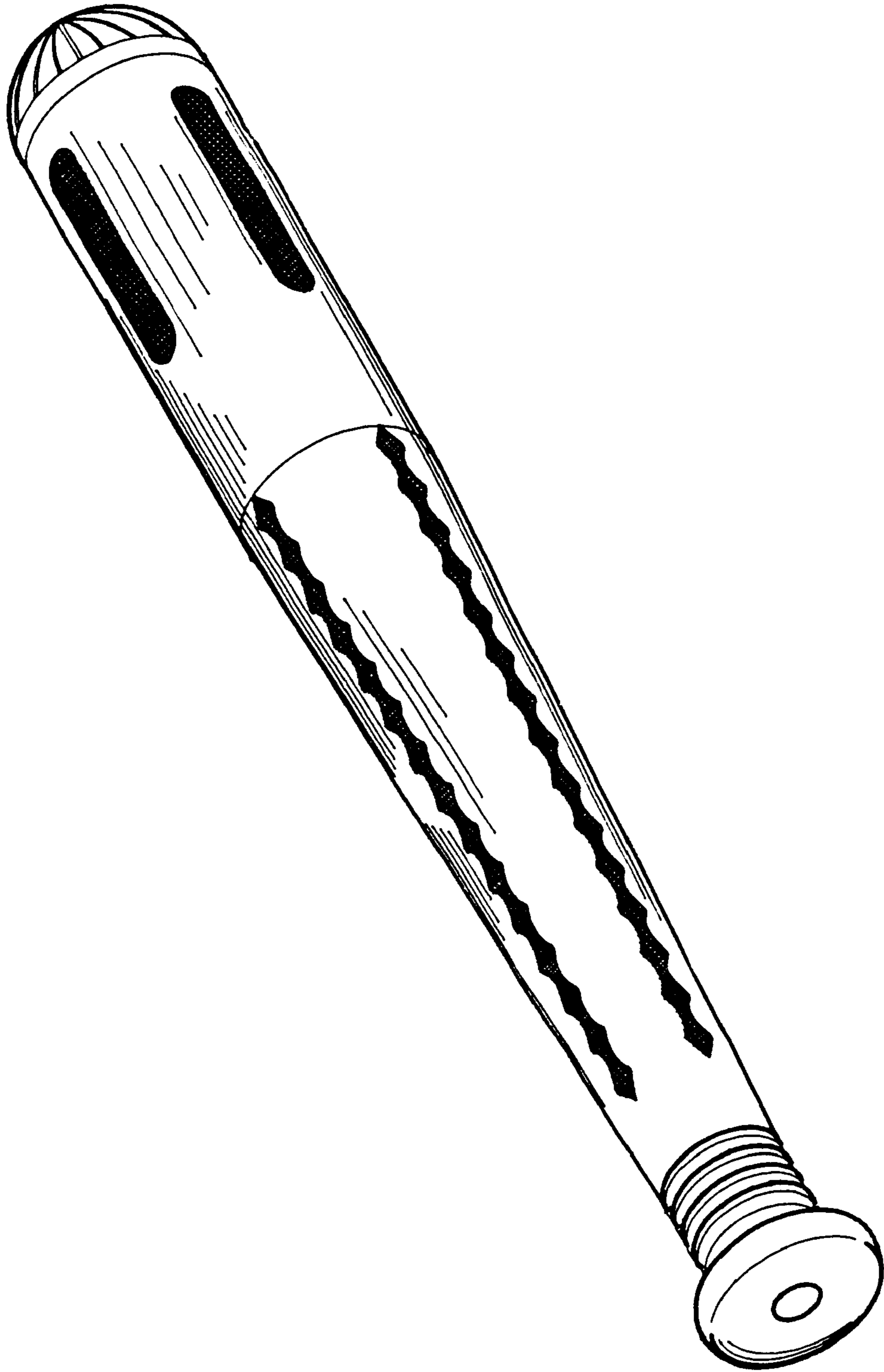


FIG. 1

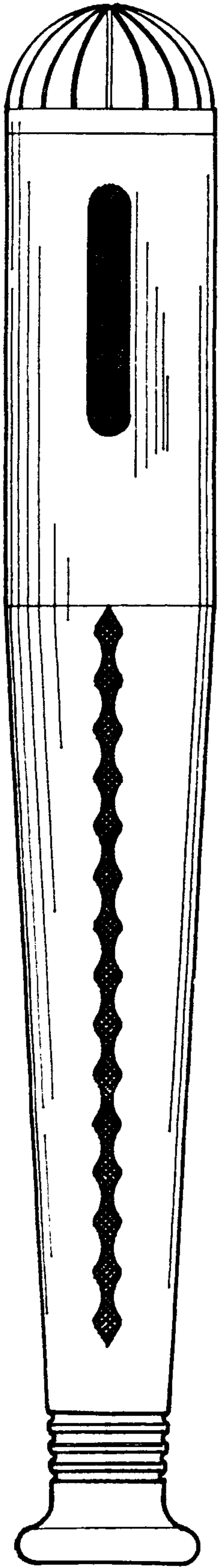


FIG. 2

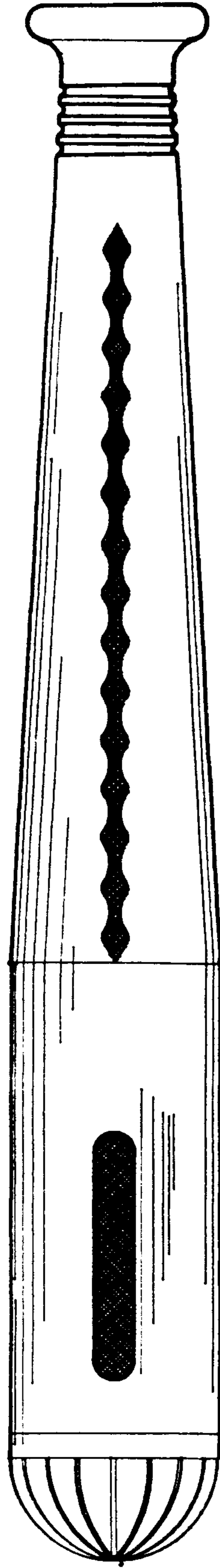


FIG. 3

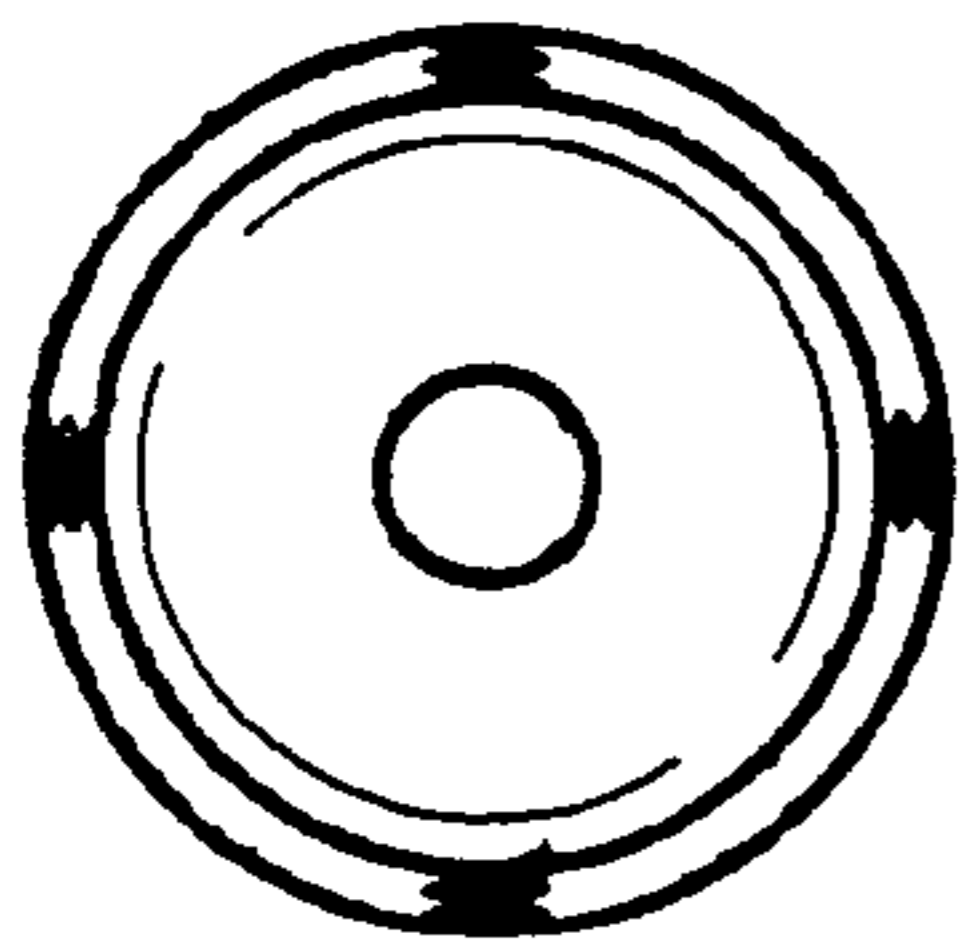


FIG. 4




FIG. 5




FIG. 6