



US00D441619S

(12) **United States Design Patent**
Darnell

(10) **Patent No.:** **US D441,619 S**

(45) **Date of Patent:** **** May 8, 2001**

(54) **PEELER**

2,450,348 * 9/1948 Krilow 30/123.7

(75) Inventor: **Arne Darnell**, Karlshamn (SE)

* cited by examiner

(73) Assignee: **Lindén International AB**, Värnamo (SE)

Primary Examiner—Terry A. Wallace
(74) *Attorney, Agent, or Firm*—Baker & Daniels

(**) Term: **14 Years**

(21) Appl. No.: **29/121,413**

(22) Filed: **Apr. 6, 2000**

(30) **Foreign Application Priority Data**

Oct. 8, 1999 (SE) 99-1816

(51) **LOC (7) Cl.** **07-04**

(52) **U.S. Cl.** **D7/695**

(58) **Field of Search** D7/693-696; 30/113.3,
30/123.5, 123.7, 279.4, 280

(56) **References Cited**

U.S. PATENT DOCUMENTS

2,220,169 * 11/1940 Murdock 30/127

(57) **CLAIM**

The ornamental design for a peeler, as shown.

DESCRIPTION

FIG. 1 is a perspective view of a peeler showing my new design;

FIG. 2 is a side elevational view thereof;

FIG. 3 is a top view thereof; and,

FIG. 4 is a bottom view thereof.

1 Claim, 4 Drawing Sheets






FIG. 1




FIG. 2




FIG. 3




FIG. 4