



US00D441616S

(12) **United States Design Patent**
Cohen et al.

(10) **Patent No.:** **US D441,616 S**

(45) **Date of Patent:** **** May 8, 2001**

(54) **DRAWER ORGANIZER FOR A SET OF KNIVES**

(75) Inventors: **Milton L. Cohen**, Hewlett Bay Park;
Jeff Siegel, Center Island; **Adam Krent**, Brooklyn, all of NY (US)

(73) Assignee: **Lifetime Hoan Corporation**, Westbury, NY (US)

(**) Term: **14 Years**

(21) Appl. No.: **29/123,169**

(22) Filed: **May 11, 2000**

(51) **LOC (7) Cl.** **07-07**

(52) **U.S. Cl.** **D7/637**

(58) **Field of Search** D7/637-641; D6/510, D6/432, 436, 477-479; D19/75-77, 86, 90; D3/310, 313; 211/70.6, 70.7; 206/553, 557, 562

(56) **References Cited**

U.S. PATENT DOCUMENTS

D. 211,899 * 8/1968 Kriegel D7/637

D. 261,467 * 10/1981 Alessandrini et al. D7/637
3,135,383 * 6/1964 Bloch 206/553
3,490,601 * 1/1970 Hain et al. 211/70.7 X
3,926,419 * 12/1975 Kenny 211/70.6 X
4,183,439 * 1/1980 Bell 211/70.7

* cited by examiner

Primary Examiner—Terry A. Wallace

(74) *Attorney, Agent, or Firm*—Goodman & Teitelbaum, Esqs.

(57) **CLAIM**

The ornamental design for a drawer organizer for a set of knives, as shown.

DESCRIPTION

FIG. 1 is a front perspective view of a drawer organizer for a set of knives, showing our new design;
FIG. 2 is a front elevational view thereof;
FIG. 3 is a top plan view thereof;
FIG. 4 is a rear elevational view thereof;
FIG. 5 is a left side elevational view thereof;
FIG. 6 is a right side elevational view thereof; and,
FIG. 7 is a bottom plan thereof.

1 Claim, 4 Drawing Sheets





FIG. 1



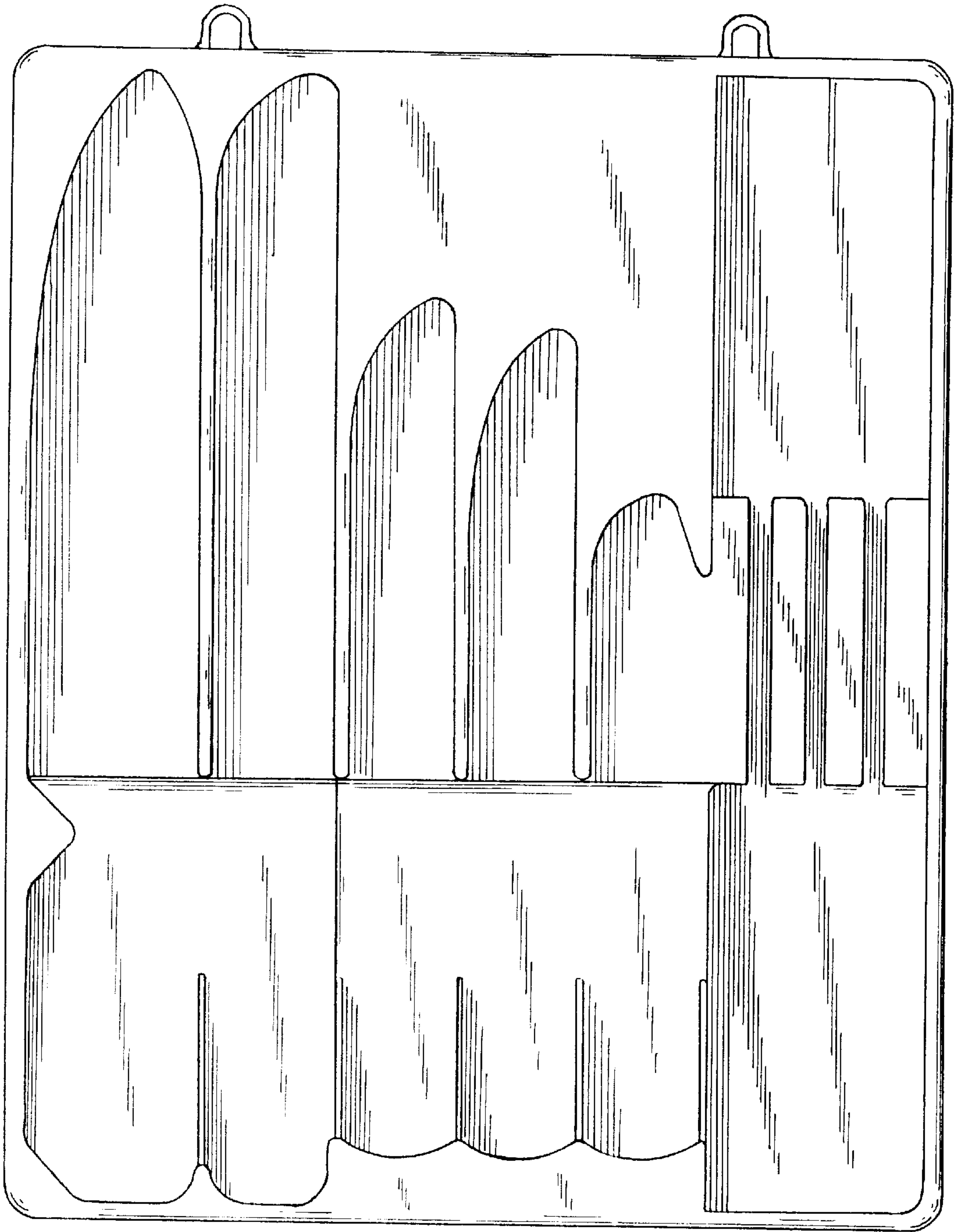


FIG. 2

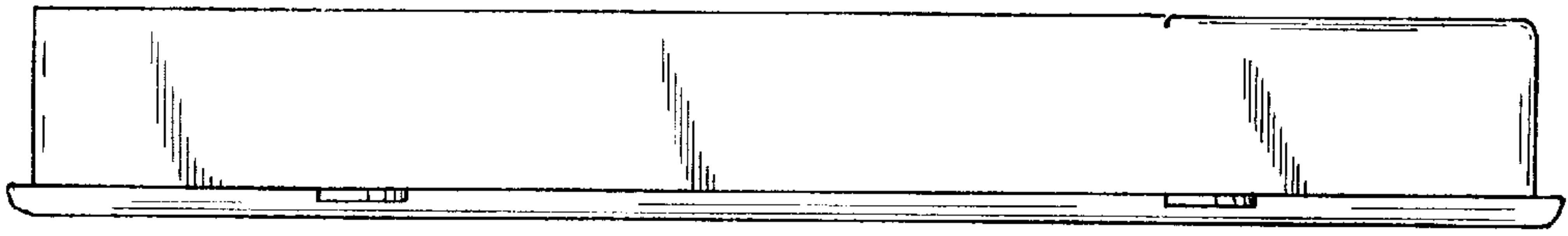


FIG. 3




FIG. 5


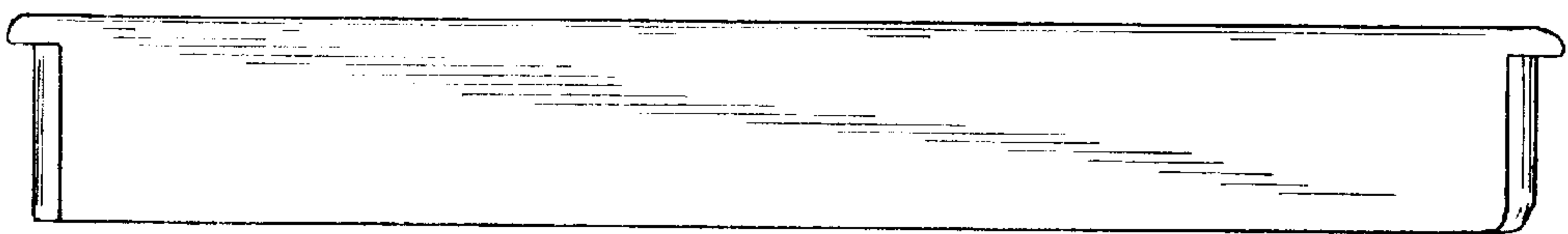


FIG. 6

FIG. 7



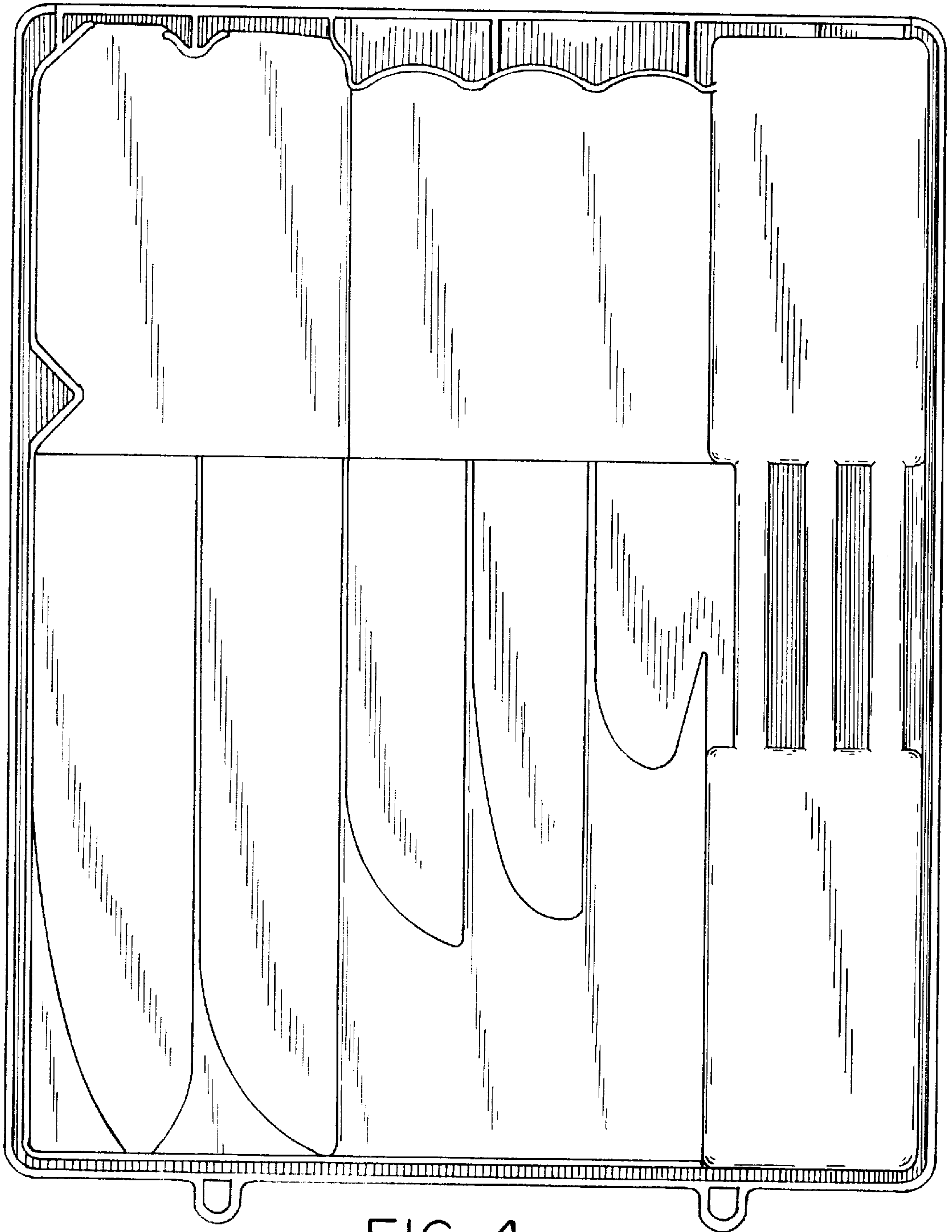


FIG. 4