



US00D441615S

(12) **United States Design Patent**  
**Dretzka**

(10) **Patent No.:** **US D441,615 S**

(45) **Date of Patent:** **\*\* May 8, 2001**

(54) **CONTAINER**

(75) **Inventor:** **Philip C. Dretzka**, Cleveland Heights, OH (US)

(73) **Assignee:** **Rubbermaid Inc.**, Wooster, OH (US)

(\*\*) **Term:** **14 Years**

(21) **Appl. No.:** **29/123,360**

(22) **Filed:** **May 16, 2000**

(51) **LOC (7) Cl.** ..... **07-01**

(52) **U.S. Cl.** ..... **D7/629**

(58) **Field of Search** ..... D7/602, 629, 538-542, D7/392.1; D9/415, 418, 423-425, 432; 220/662, 675, 780-783, 792-799, 805

(56) **References Cited**

**U.S. PATENT DOCUMENTS**

D. 221,914	*	9/1971	Perkins et al.	.....	D7/629	X
D. 309,554	*	7/1990	Meisner	.....	D7/602	
D. 375,873		11/1996	Ahern, Jr. et al.	.....	D7/602	
D. 377,733		2/1997	Ahern, Jr. et al.	.....	D7/392.1	
D. 379,133		5/1997	Ahern, Jr. et al.	.....	D7/392.1	
D. 411,408		6/1999	Ahern, Jr. et al.	.....	D7/392	
D. 413,231		8/1999	Loew et al.	.....	D7/612	
D. 415,385		10/1999	Loew et al.	.....	D7/392.1	
D. 415,652		10/1999	Loew et al.	.....	D7/392.1	

D. 417,367	*	12/1999	Laib	.....	D7/602	
D. 417,817		12/1999	Loew et al.	.....	D7/392.1	
D. 419,869		2/2000	Loew et al.	.....	D9/341	
D. 420,252		2/2000	Loew et al.	.....	D7/392.1	
D. 420,548		2/2000	Loew et al.	.....	D7/392.1	
D. 420,857		2/2000	Loew et al.	.....	D7/558	
D. 420,859		2/2000	Loew et al.	.....	D7/601	
D. 425,363		5/2000	Loew et al.	.....	D7/392.1	
D. 428,310	*	7/2000	Zettle et al.	.....	D7/629	

\* cited by examiner

*Primary Examiner*—Terry A. Wallace

(74) *Attorney, Agent, or Firm*—Foley & Lardner

(57) **CLAIM**

The ornamental design for a container, as shown and described.

**DESCRIPTION**

FIG. 1 is a top left front perspective view of a container showing my new design.

FIG. 2 is a top plan view thereof;

FIG. 3 is a right side elevational view thereof;

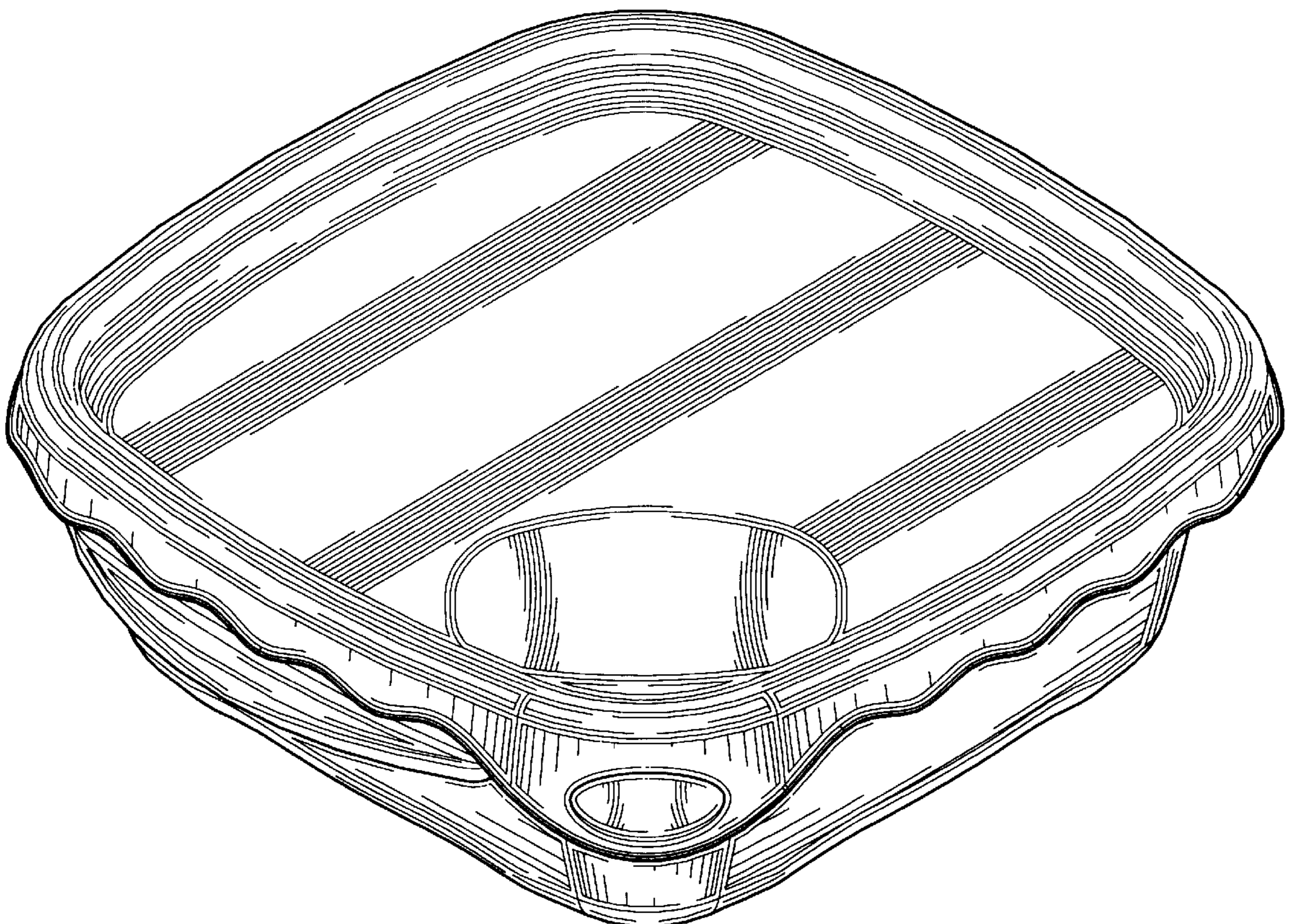
FIG. 4 is a left side elevational view thereof;

FIG. 5 is a front elevational view thereof;

FIG. 6 is a rear elevational view thereof; and,

FIG. 7 is a bottom plan view thereof.

**1 Claim, 5 Drawing Sheets**



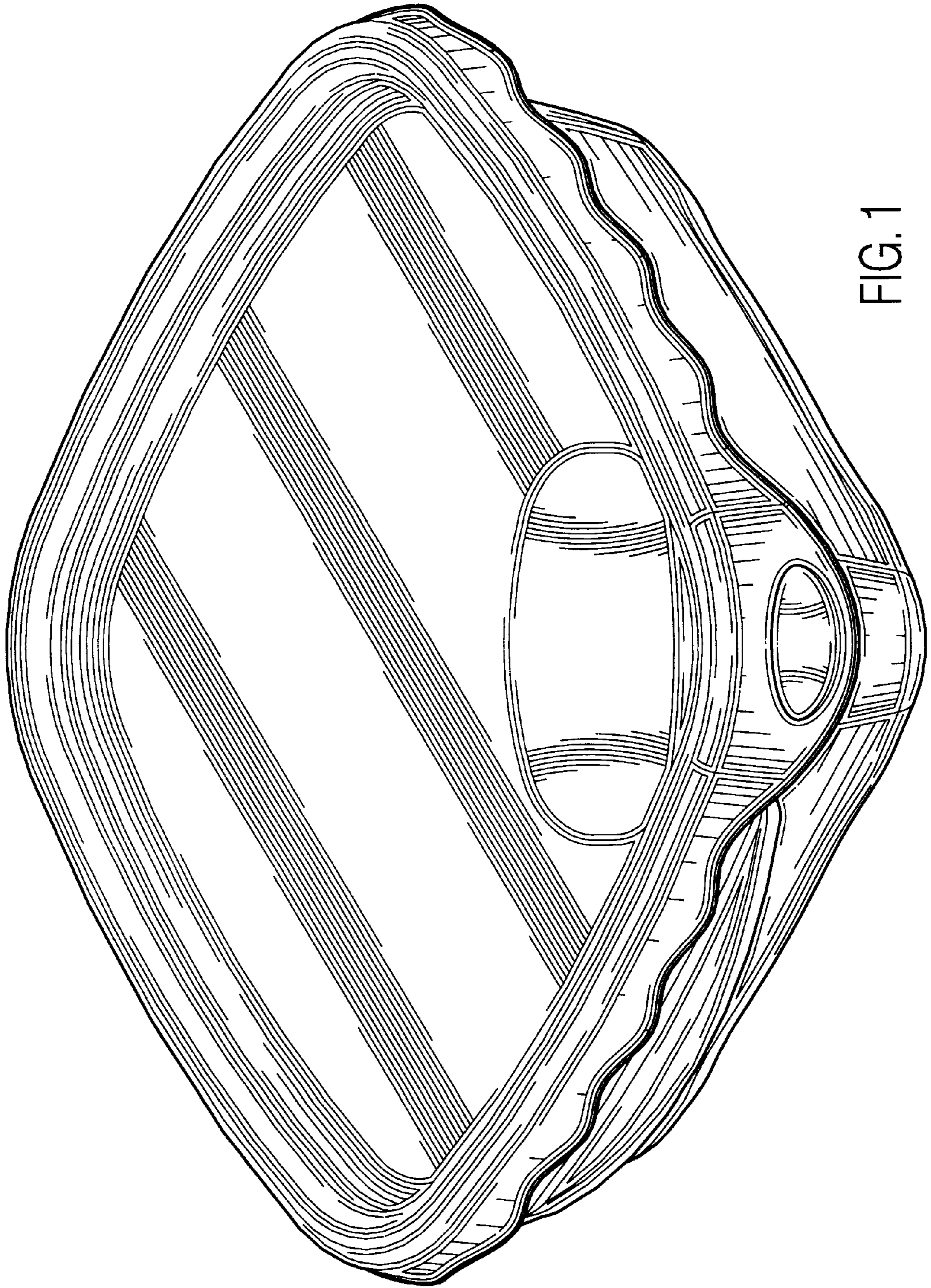


FIG. 1

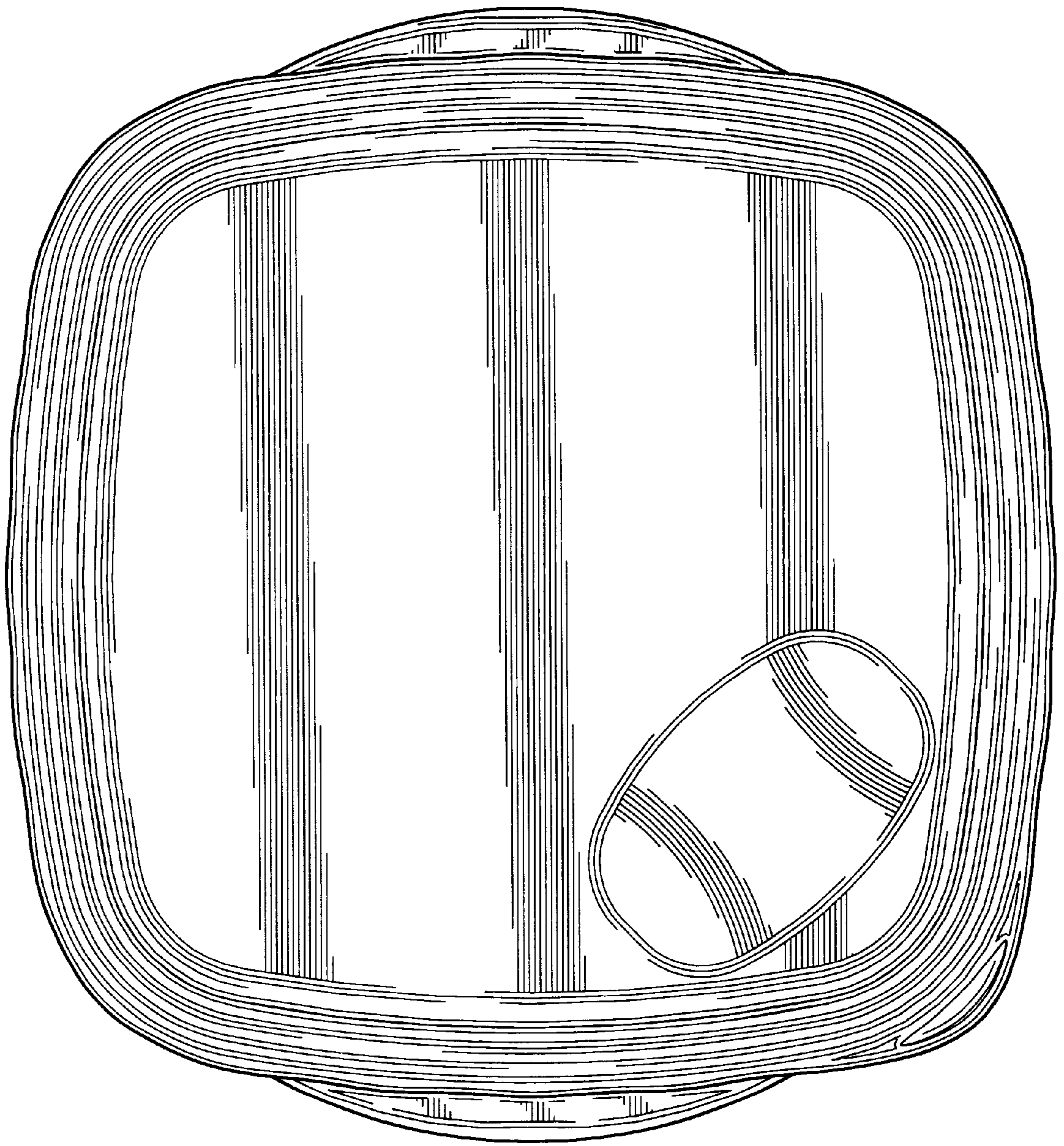


FIG. 2

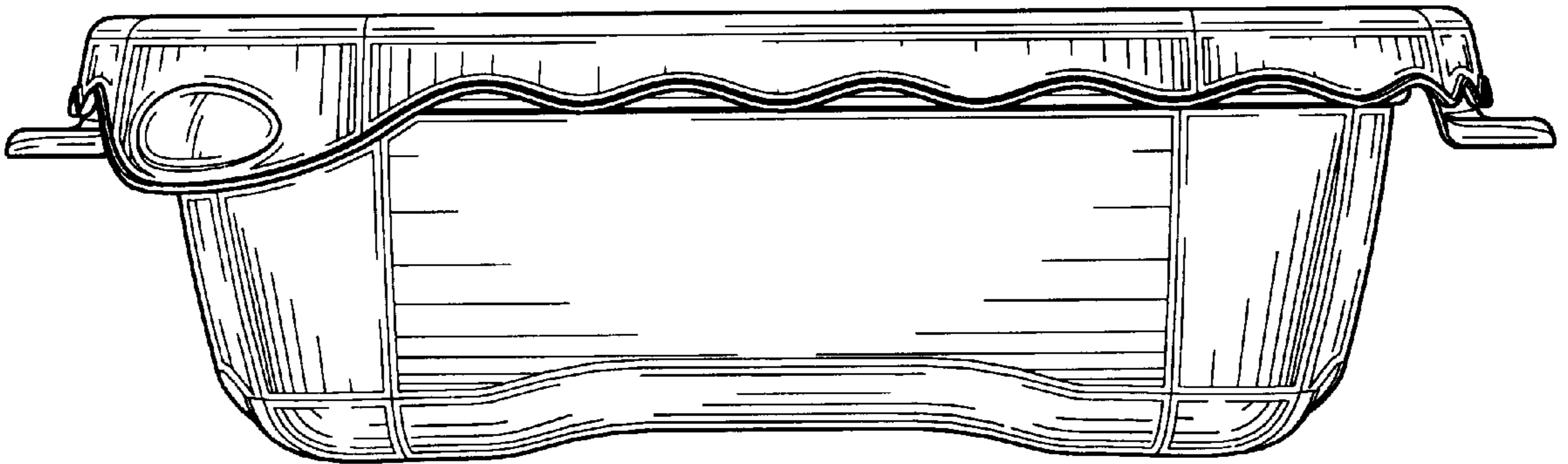


FIG. 3

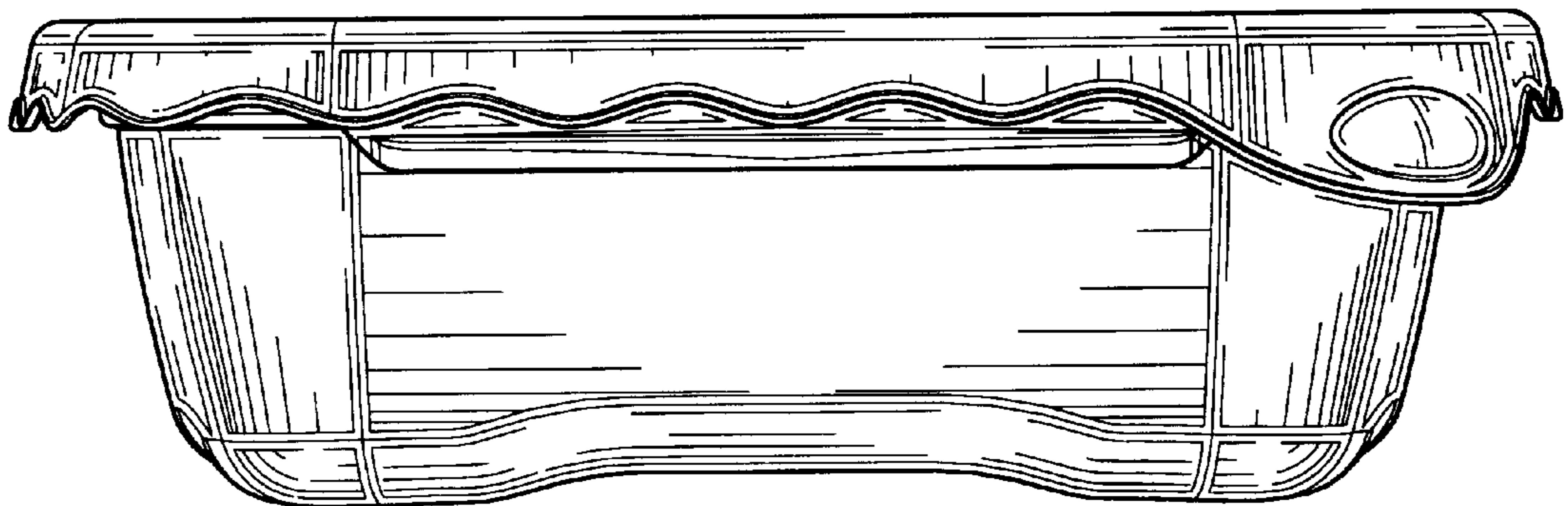


FIG. 4

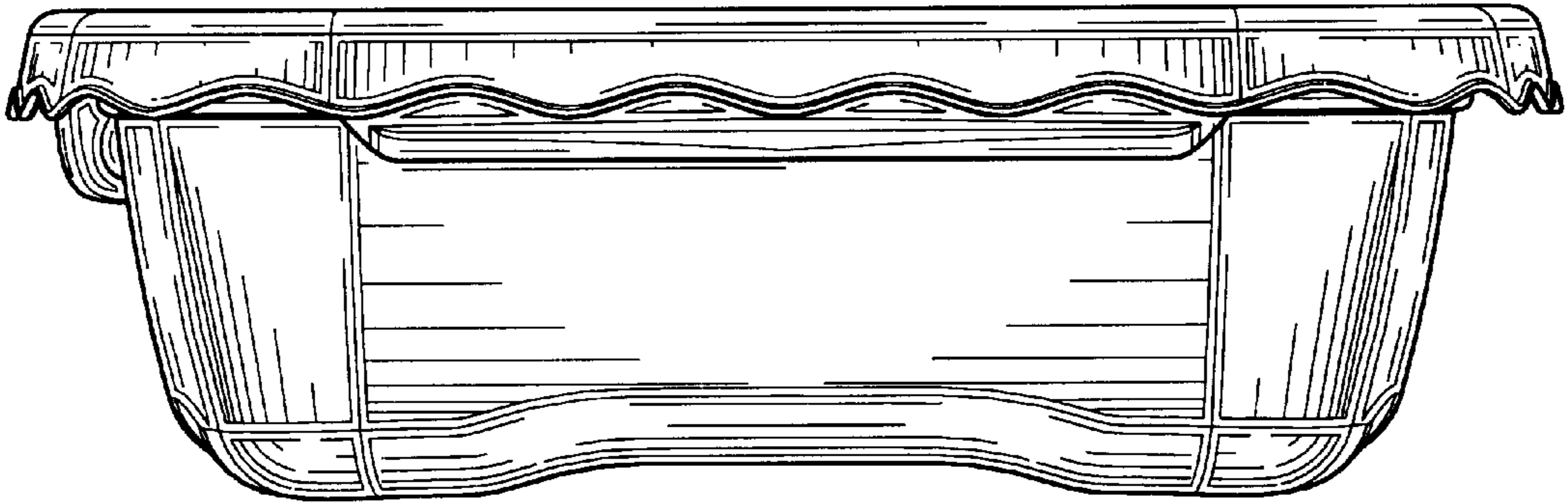


FIG. 5




FIG. 6

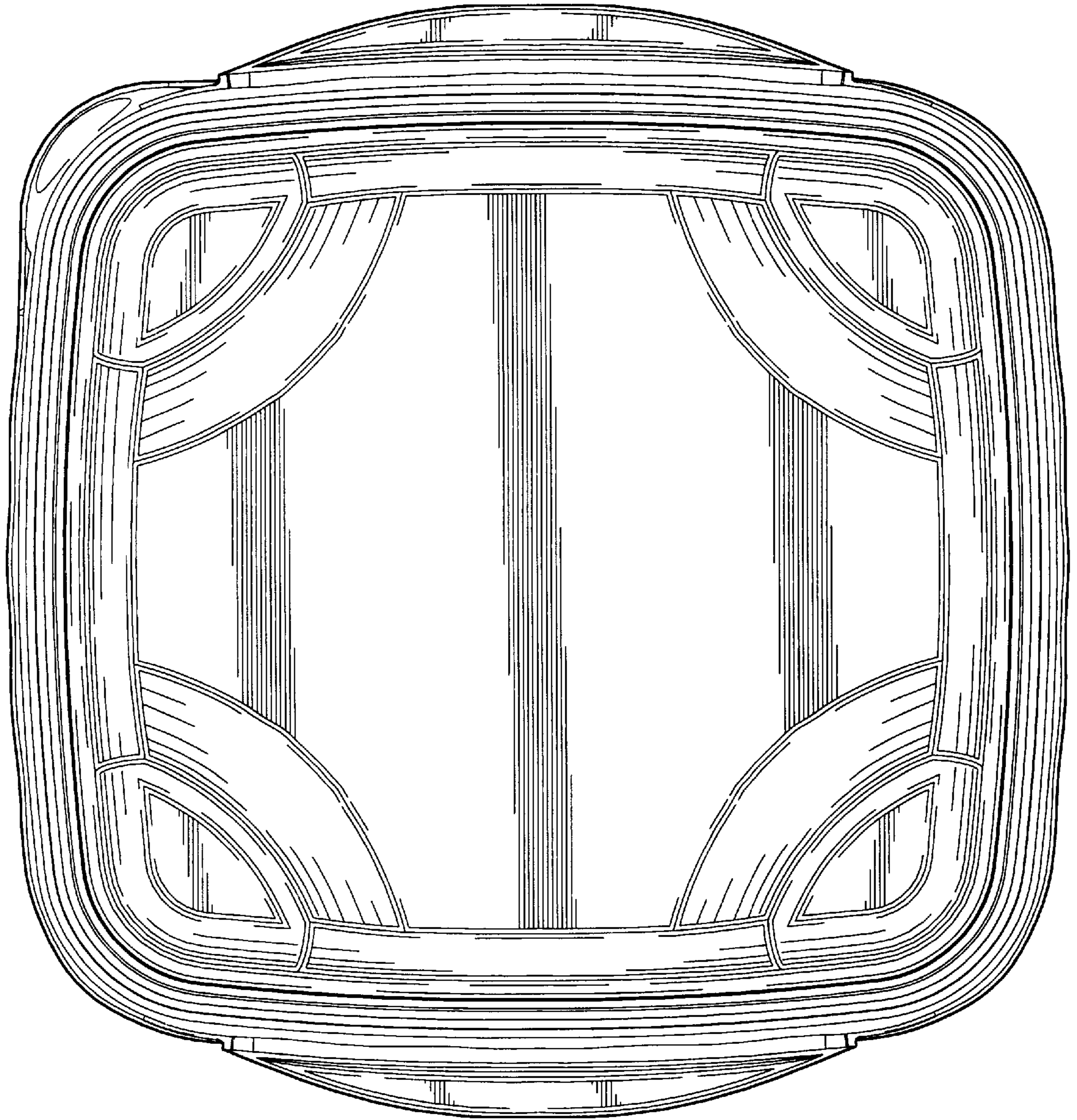


FIG. 7