



US00D441604S

(12) **United States Design Patent**  
**Valdez**

(10) **Patent No.:** **US D441,604 S**

(45) **Date of Patent:** **\*\* May 8, 2001**

(54) **STOVE TOP SHELF**

(76) Inventor: **Robert Valdez**, 5030 70th Pl., North  
Pinellas Park, FL (US) 33781

(\*\*) Term: **14 Years**

(21) Appl. No.: **29/123,184**

(22) Filed: **May 12, 2000**

(51) **LOC (7) Cl.** ..... **07-02**

(52) **U.S. Cl.** ..... **D7/406**

(58) **Field of Search** ..... D6/512, 513, 525,  
D6/552, 553, 555, 567, 572, 574; D7/339,  
402, 405, 406; 126/214 D, 332, 337 R,  
339; 211/49.1, 87, 134, 135, 153; 239/232

(56) **References Cited**

**U.S. PATENT DOCUMENTS**

D. 122,011	*	8/1940	Erickson	.....	211/135 X
D. 131,167	*	1/1942	Smallen	.....	D7/406
D. 175,295	*	8/1955	Caldwell	.....	D7/406
D. 281,211	*	11/1985	Beach	.....	D6/572
D. 323,091	*	1/1992	Boschetto	.....	D6/574
D. 352,652	*	11/1994	Vogels	.....	D6/567
D. 420,851	*	2/2000	Wagner et al.	.....	D7/407
1,293,752	*	2/1919	Gibson	.....	211/135
2,696,812	*	12/1954	Merritt, Jr.	.....	126/332
2,933,360	*	4/1960	Sitler	.....	211/135
3,638,997	*	2/1972	Shapiro et al.	.....	D6/336 X

4,155,312	*	5/1979	Thorkildson	.....	D6/574
4,801,023	*	1/1989	Ecclestone	.....	D6/474 X
4,932,538	*	6/1990	Gambello	.....	211/87
6,138,583	*	10/2000	Mahone et al.	.....	211/153

\* cited by examiner

*Primary Examiner*—Robert M. Spear

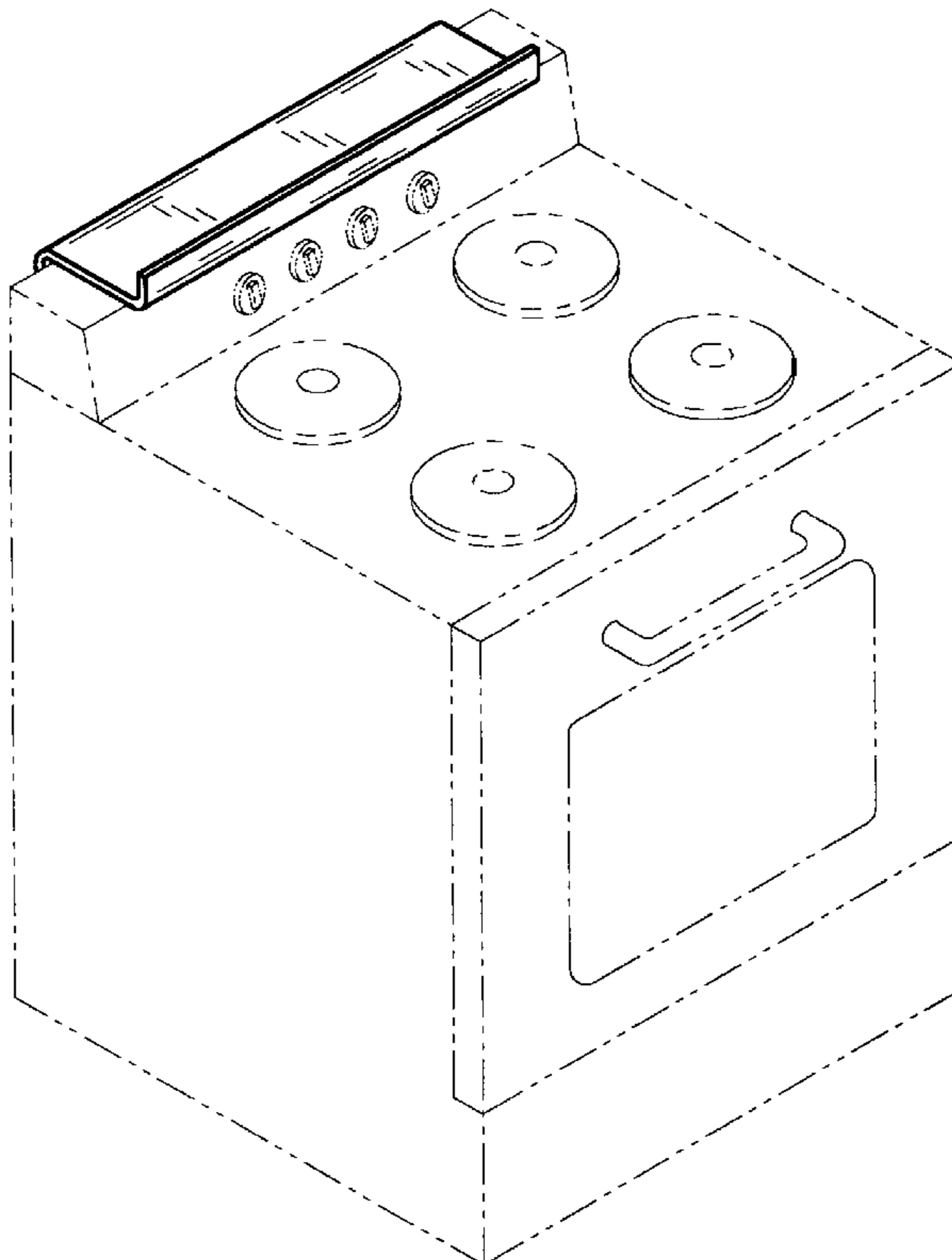
(57) **CLAIM**

The ornamental design for a stove top shelf, as shown and described.

**DESCRIPTION**

FIG. 1 is a front elevational view of the stove top shelf of the present invention;  
 FIG. 2 is a rear elevational view of the stove top shelf of FIG. 1;  
 FIG. 3 is a left side elevational view of the stove top shelf of FIG. 1, the right view being a mirror image thereof;  
 FIG. 4 is a top plan view of the stove top shelf of FIG. 1;  
 FIG. 5 is a bottom plan view of the stove top shelf of FIG. 1; and,  
 FIG. 6 is a top, front, left side perspective view of the stove top shelf of FIG. 1.  
 The broken line showing of a stove in FIG. 6 is for illustrative purposes only and forms no part of the claimed design.

**1 Claim, 3 Drawing Sheets**



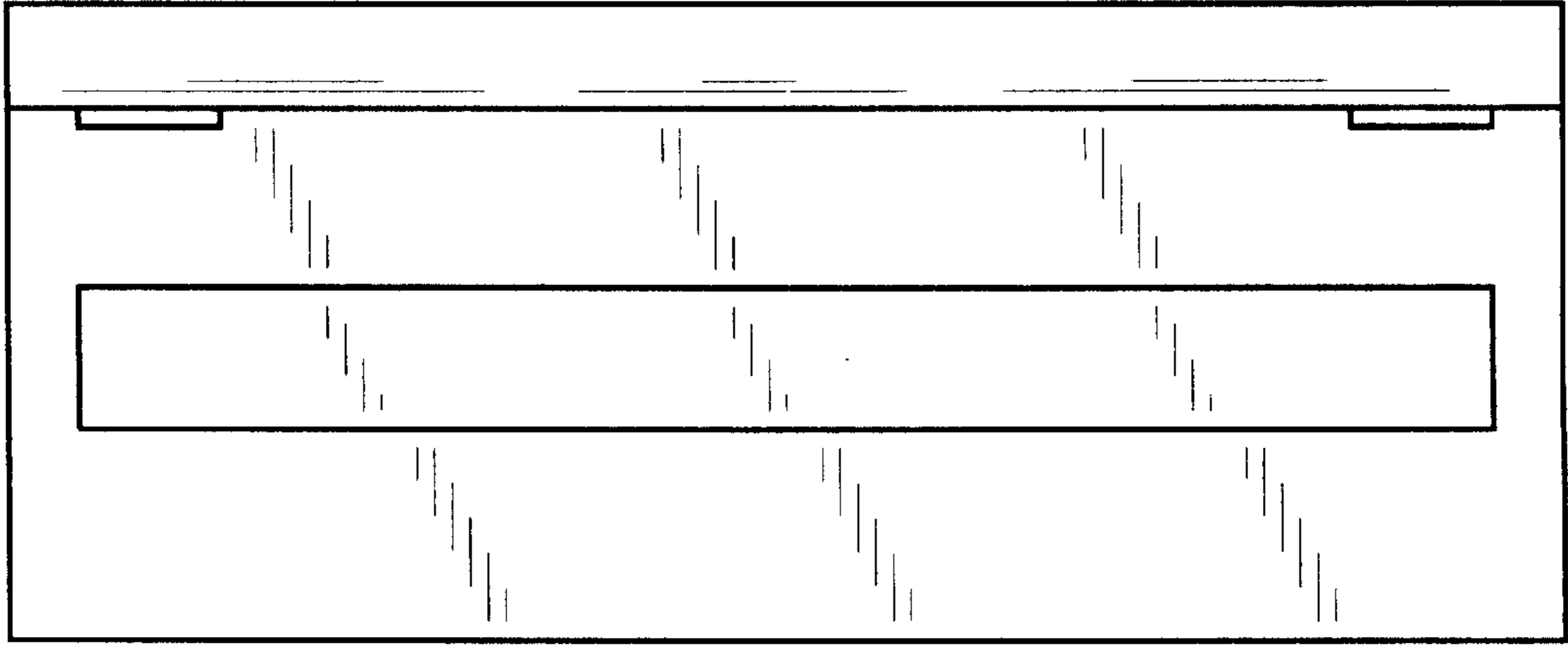


FIG. 1

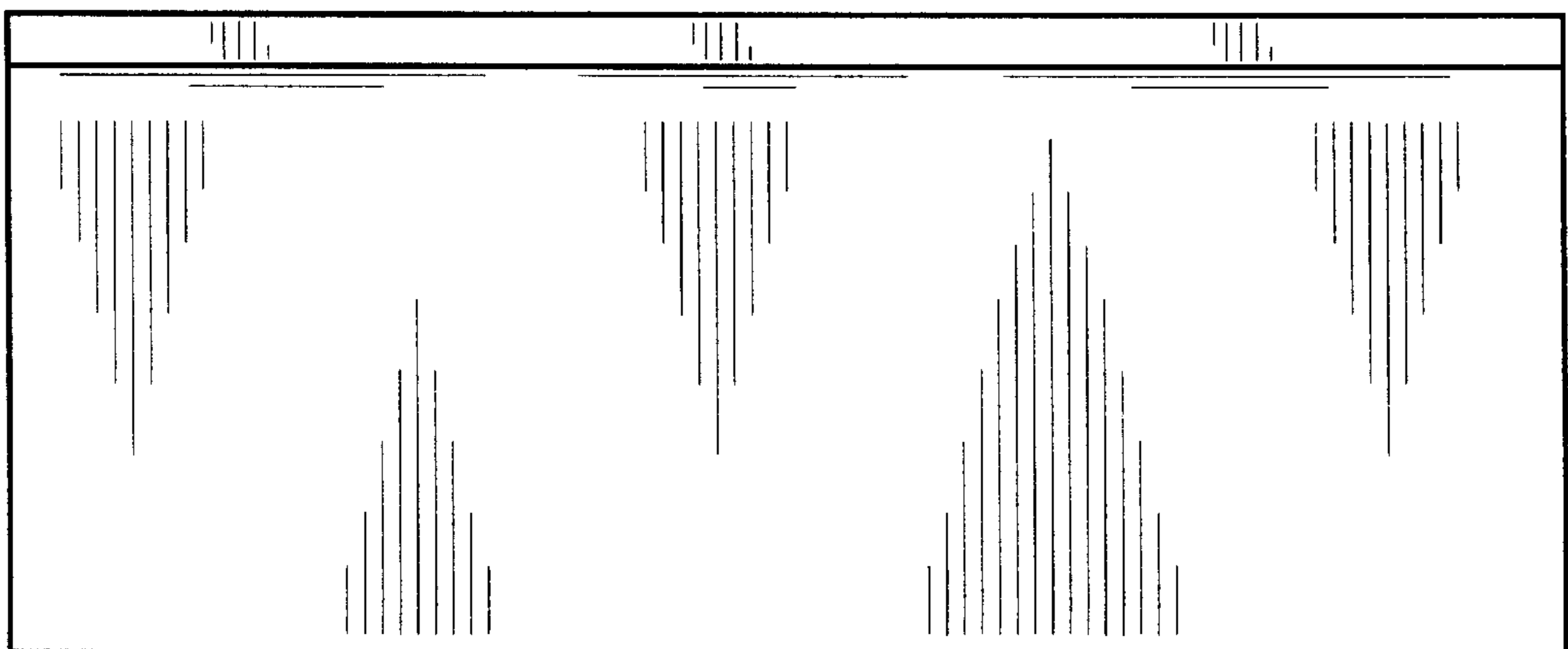


FIG. 2

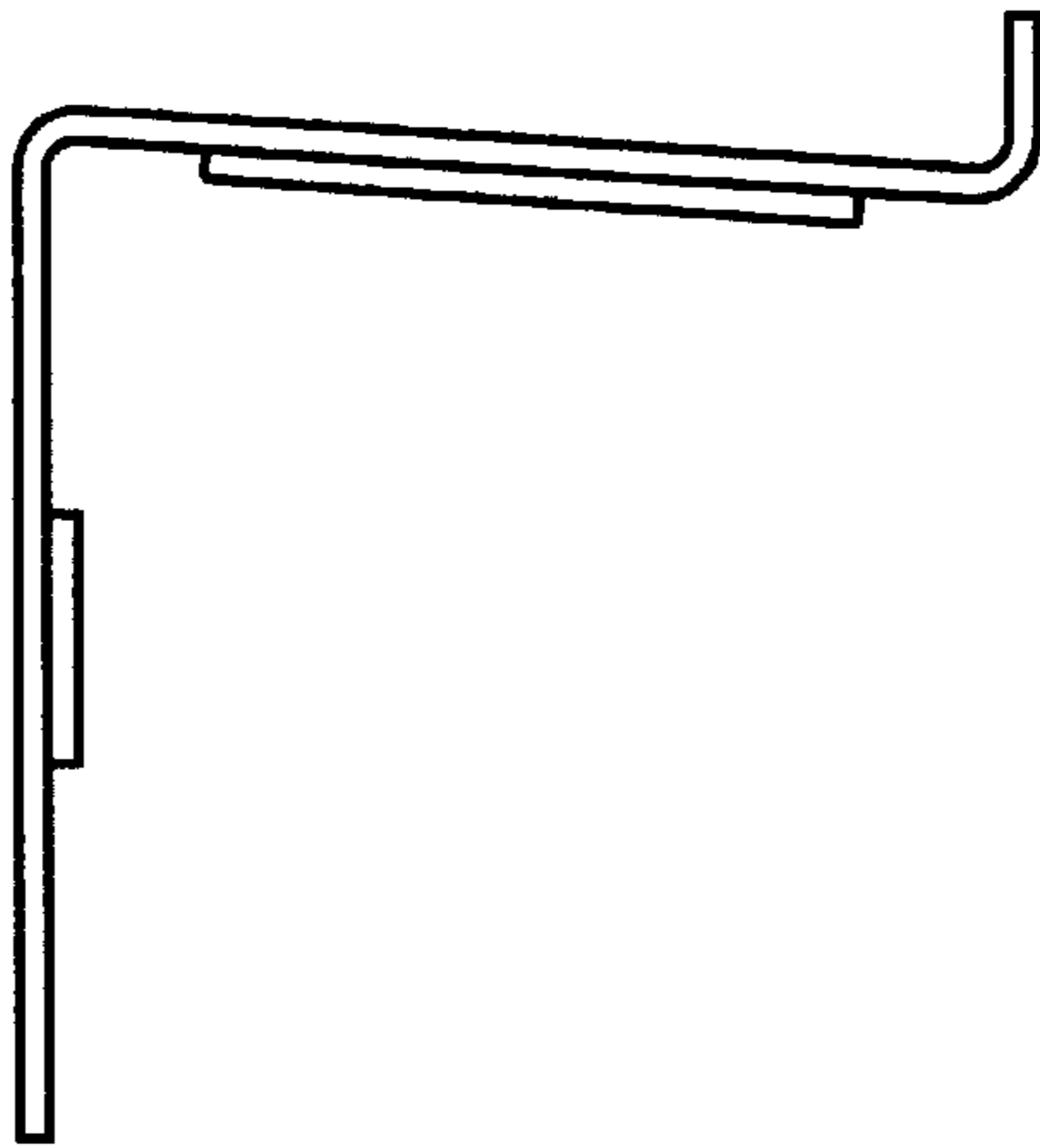


FIG. 3

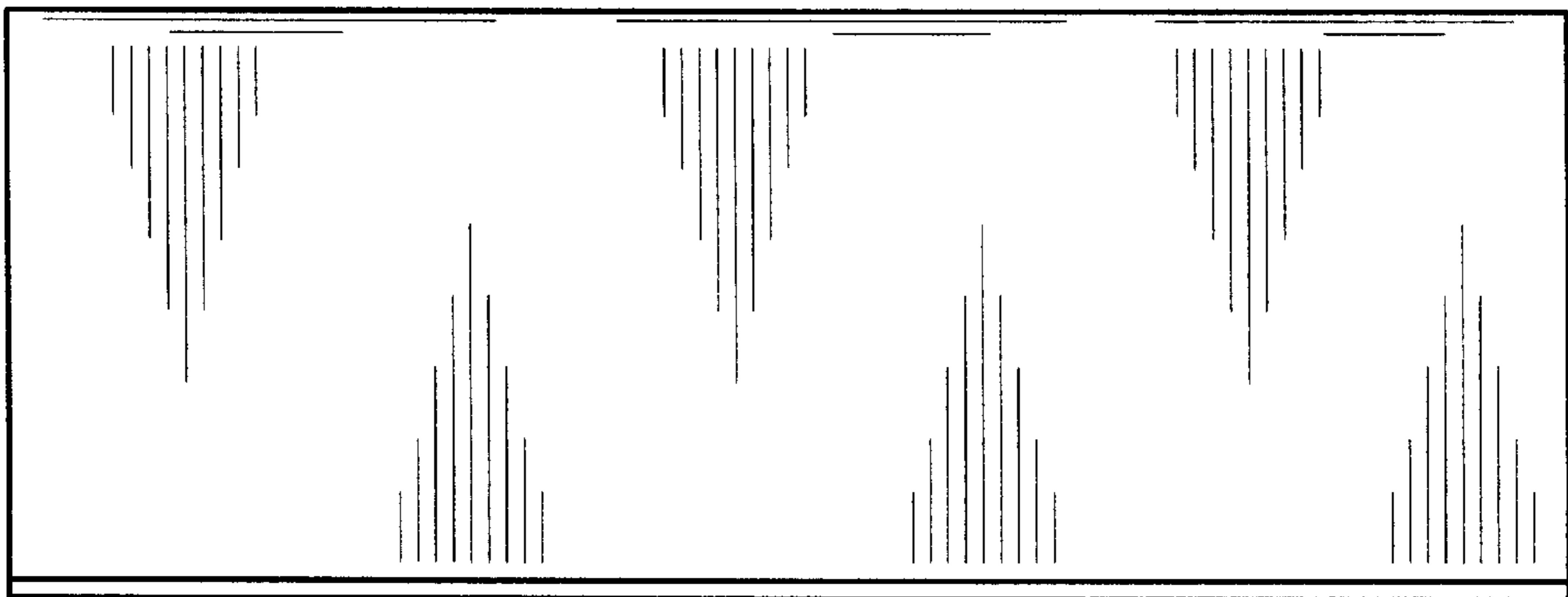


FIG. 4

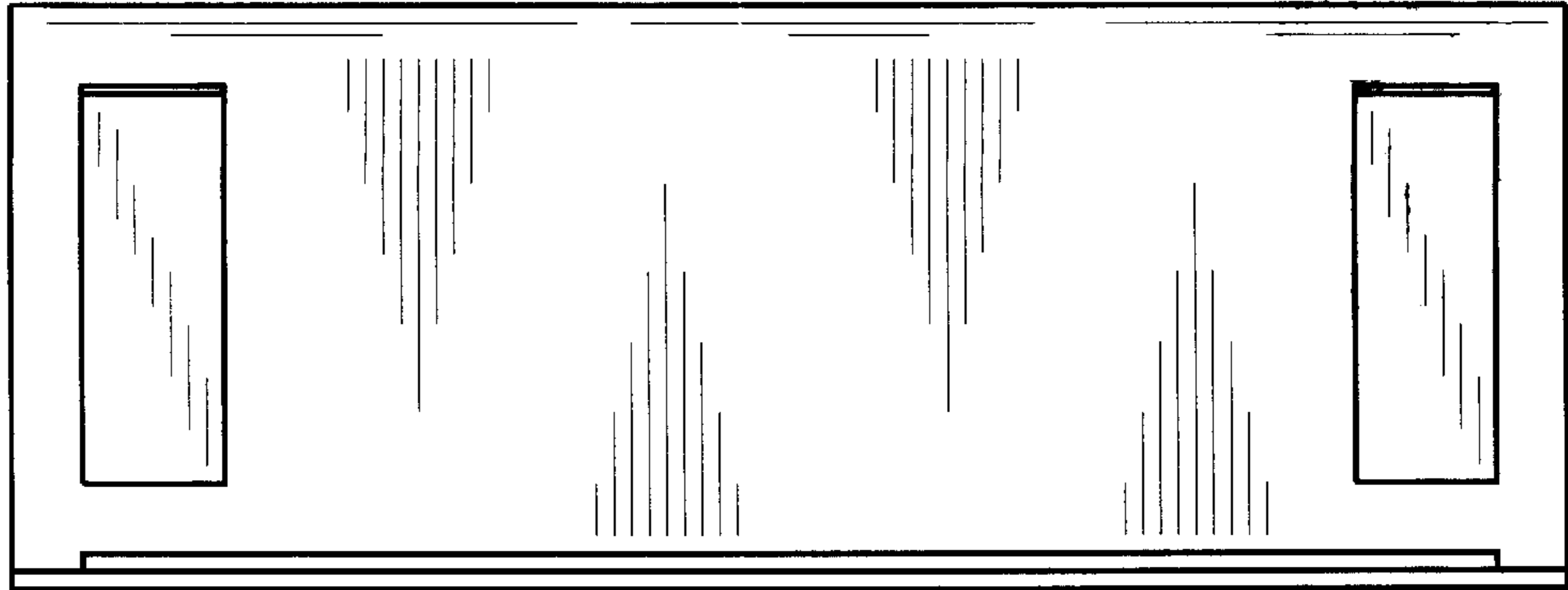


FIG. 5

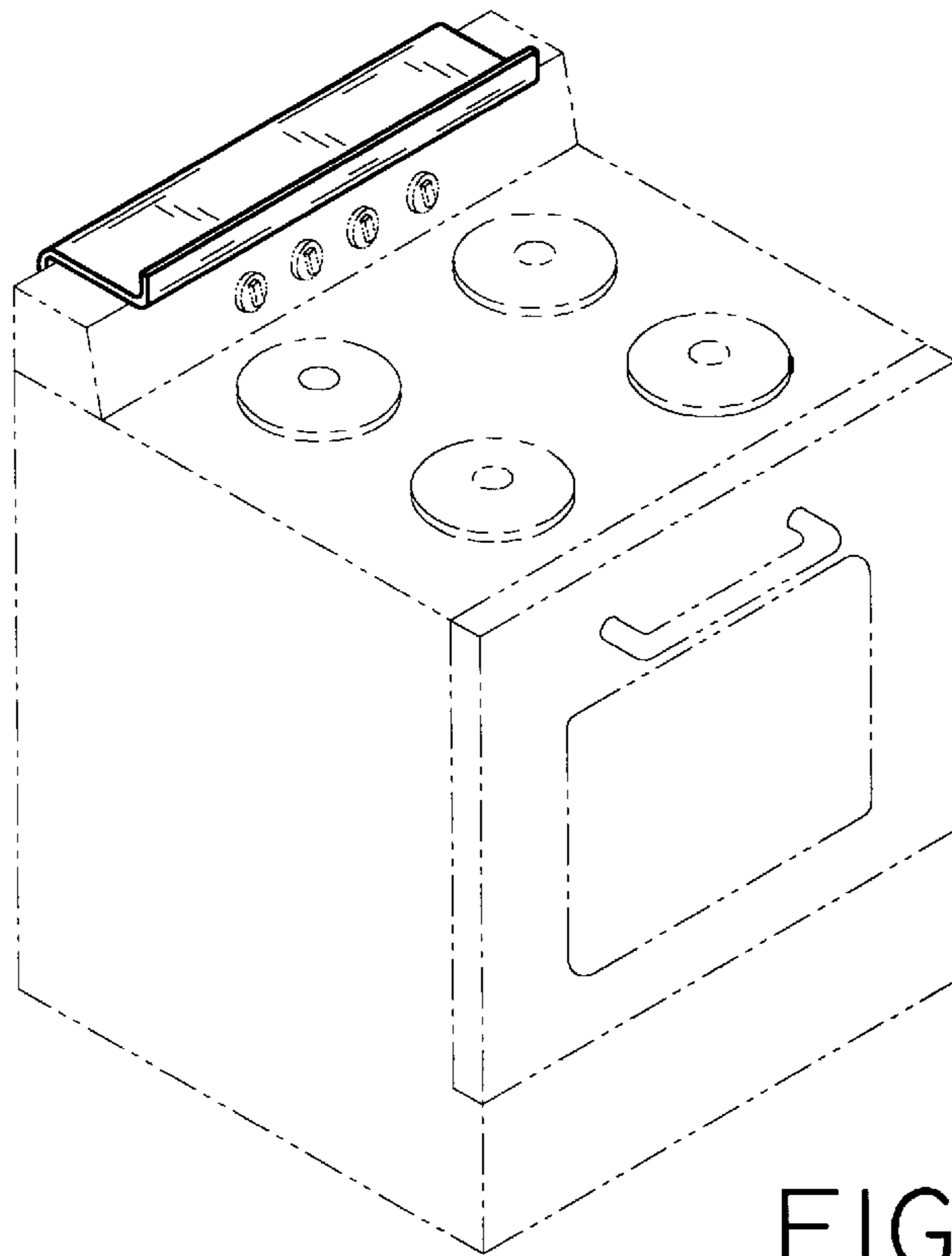


FIG. 6