



US00D441603S

(12) **United States Design Patent**
Foung

(10) **Patent No.:** **US D441,603 S**

(45) **Date of Patent:** **** May 8, 2001**

(54) **HANDLE FOR KITCHEN TOOLS**

2,978,934 * 4/1961 Bradley 30/90.8

(75) Inventor: **Wong Fan Foung**, Kowloon (HK)

* cited by examiner

(73) Assignee: **Grow Point Company Limited**,
Kowloon (HK)

Primary Examiner—Caron D. Veynar

(74) *Attorney, Agent, or Firm*—John F. A. Earley; John F. A. Earley, III; Harding, Earley, Follmer & Frailey

(**) Term: **14 Years**

(57) **CLAIM**

(21) Appl. No.: **29/123,923**

The ornamental design for a handle for kitchen tools, as shown and described.

(22) Filed: **May 26, 2000**

DESCRIPTION

(51) **LOC (7) Cl.** **07-02**

(52) **U.S. Cl.** **D7/401.2; D7/395**

(58) **Field of Search** D7/401.2, 393,
D7/395, 642, 645, 653, 664, 669, 688,
691; 16/110.1, 430; 30/327, 90.8; 294/32

FIG. 1 is a side view of the handle for kitchen tools (both side views of the handle are identical),

FIG. 2 is a bottom view of the handle of FIG. 1,

FIG. 3 is a top view of the handle of FIG. 1,

FIG. 4 is a front view of the handle of FIG. 1 seen from the right side of FIG. 1,

FIG. 5 is a front view of the handle of FIG. 1 seen from the left side of FIG. 1; and,

FIG. 6 is a perspective view of the handle.

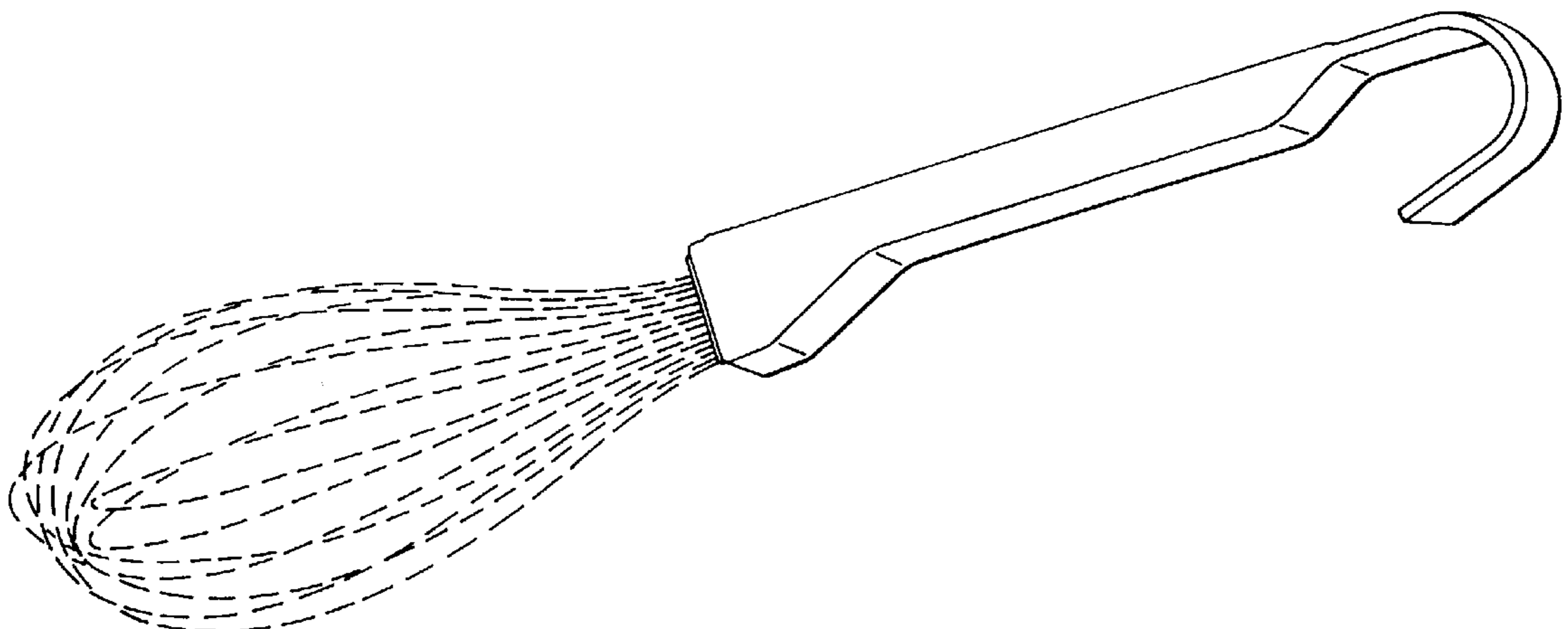

The parts in dashed lines are shown for illustrative purposes only and form no part of the claimed design. The dots in FIG. 3 show that this part has a tarnished surface.

(56) **References Cited**

U.S. PATENT DOCUMENTS

- D. 117,994 * 12/1939 Zimmer D7/688
- D. 148,911 * 3/1948 Comeau D7/691
- D. 149,181 * 4/1948 Hale D7/691
- D. 180,314 * 5/1957 Bair D7/691
- 334,993 * 1/1886 Smith 16/110.1
- 1,106,809 * 8/1914 Haverty et al. 30/327
- 1,728,211 * 9/1929 McClellan 294/32

1 Claim, 2 Drawing Sheets






FIG. 1




FIG. 2




FIG. 3

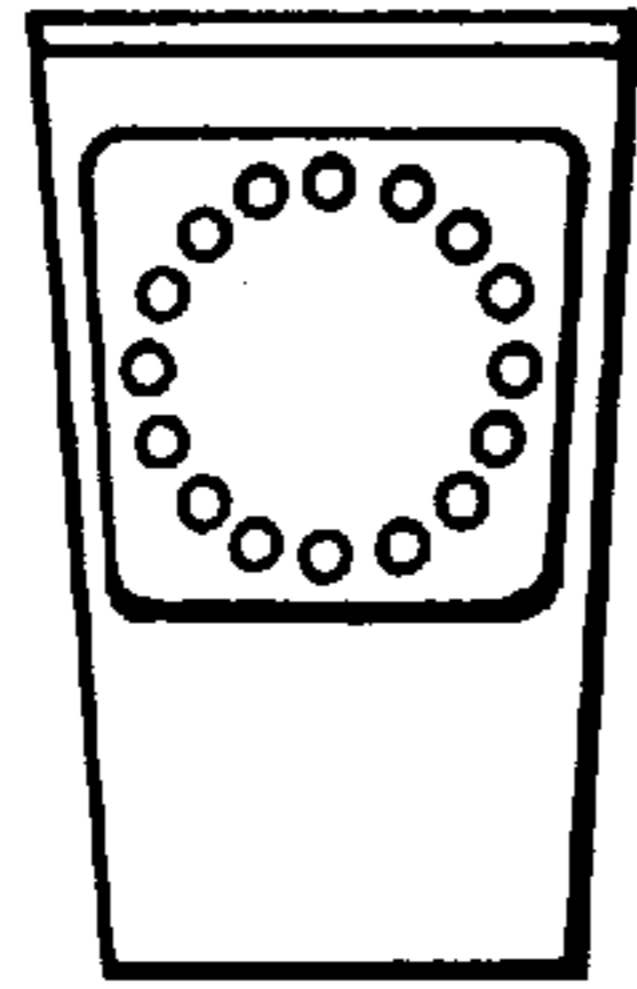


FIG. 4




FIG. 5

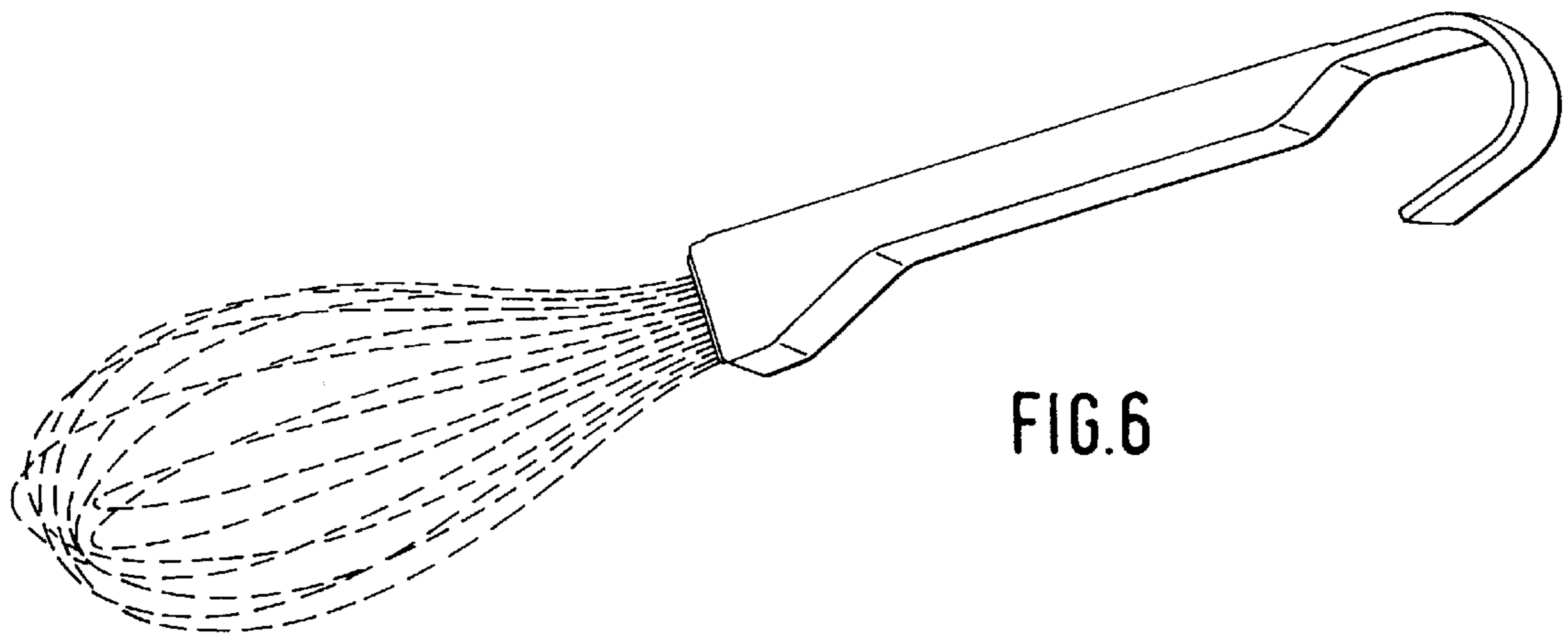


FIG. 6