



US00D441599S

(12) **United States Design Patent**
Garber et al.

(10) **Patent No.: US D441,599 S**

(45) **Date of Patent: ** May 8, 2001**

(54) **SKILLET LID**

(75) Inventors: **Alan M. Garber; Stacey R. Just**, both of Richmond, VA (US); **Phillip L. Brookshire; David L. Slayton**, both of Cincinnati, OH (US)

(73) Assignee: **Hamilton Beach/Proctor-Silex, Inc.**, Glen Allen, VA (US)

(**) Term: **14 Years**

(21) Appl. No.: **29/128,970**

(22) Filed: **Sep. 5, 2000**

Related U.S. Application Data

(62) Division of application No. 29/100,918, filed on Feb. 22, 1999, now Pat. No. Des. 430,454.

(51) **LOC (7) Cl.** **07-02**

(52) **U.S. Cl.** **D7/391**

(58) **Field of Search** D7/323, 354-362, D7/391; 99/331, 336, 385, 403, 410, 411, 413; 219/429, 432, 438, 440

(56) **References Cited**

U.S. PATENT DOCUMENTS

D. 121,575	*	7/1940	Russell	D7/391
D. 197,243	*	12/1963	Ernest	D7/360
D. 199,256	*	9/1964	Lord	D7/360
D. 199,748	*	12/1964	De Fano	D7/360
D. 205,150	*	6/1966	Cornwell, Jr. et al.	D7/391
D. 230,935		3/1974	Lloveras	D7/360
D. 247,946		5/1978	Painter et al.	D7/360
D. 250,626		12/1978	Scott	D7/360
D. 340,614	*	10/1993	Kaeding	D7/360
D. 380,341		7/1997	Naft et al.	D7/354
D. 381,242		7/1997	Rossiaud	D7/360

(List continued on next page.)

FOREIGN PATENT DOCUMENTS

604652 12/1975 (CH).

OTHER PUBLICATIONS

Good Housekeeping, Dec. 1973, p. 136, "Table Range", by Corning.

House and Garden, May 1973, "Lazy Day Slo-Cooker", by West Bend.

(List continued on next page.)

Primary Examiner—Caron D. Veynar

(74) *Attorney, Agent, or Firm*—Roger S. Dybvig

(57) **CLAIM**

The ornamental design for a skillet lid, as shown and described.

DESCRIPTION

FIG. 1 is a perspective view as seen from the top, front and left side of a skillet lid showing our new design;

FIG. 2 is a front elevational view thereof, the rear elevational view being substantially a mirror image of the front elevational view;

FIG. 3 is a right side elevational view thereof, the left side elevational view being substantially a mirror image of the right side elevational view;

FIG. 4 is a top plan view thereof;

FIG. 5 is a bottom plan view thereof;

FIG. 6 is a perspective view as seen from the top, front and left side of a second embodiment of the lid showing my new design;

FIG. 7 is a front elevational view thereof, the rear elevational view being a mirror image of the front elevational view;

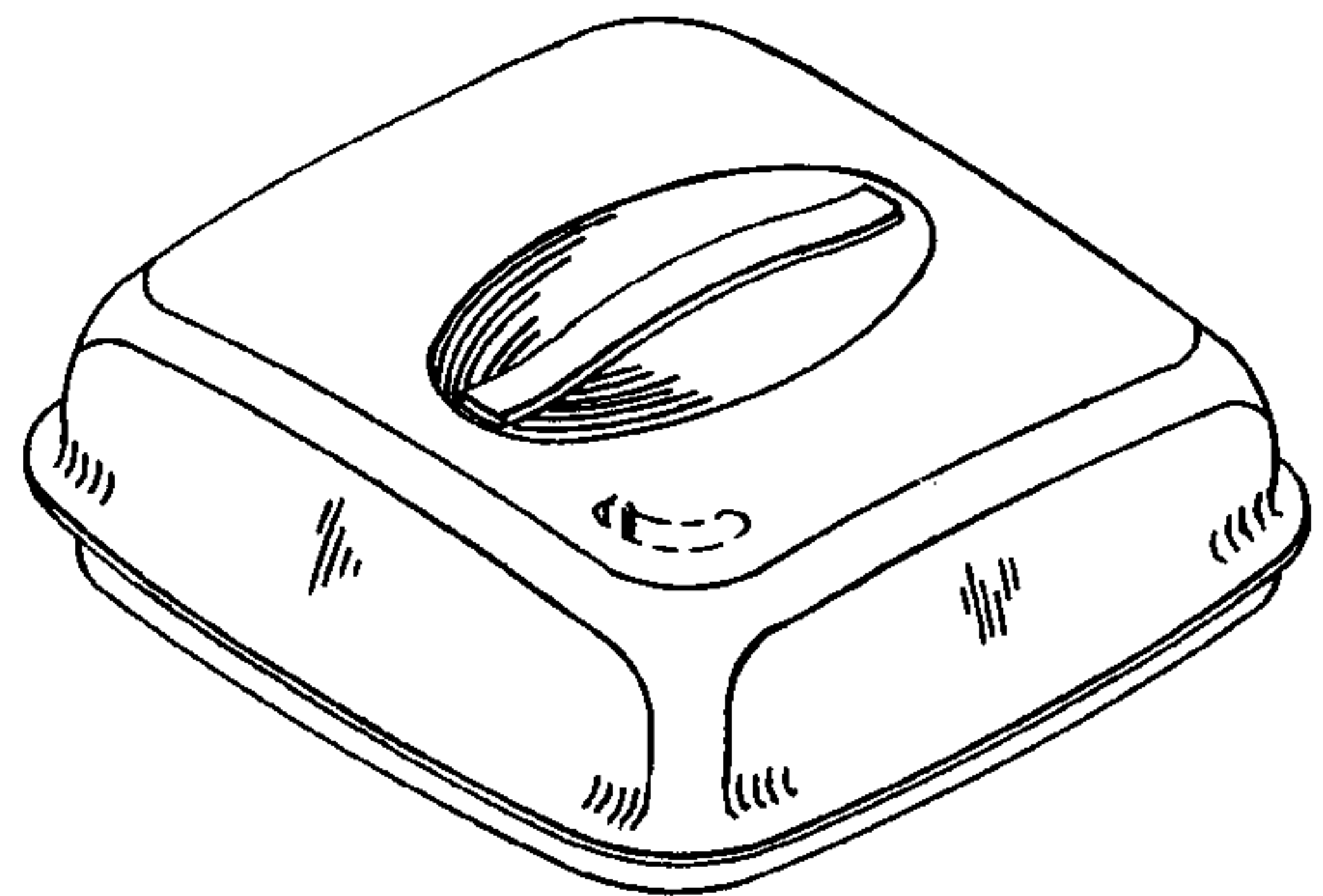
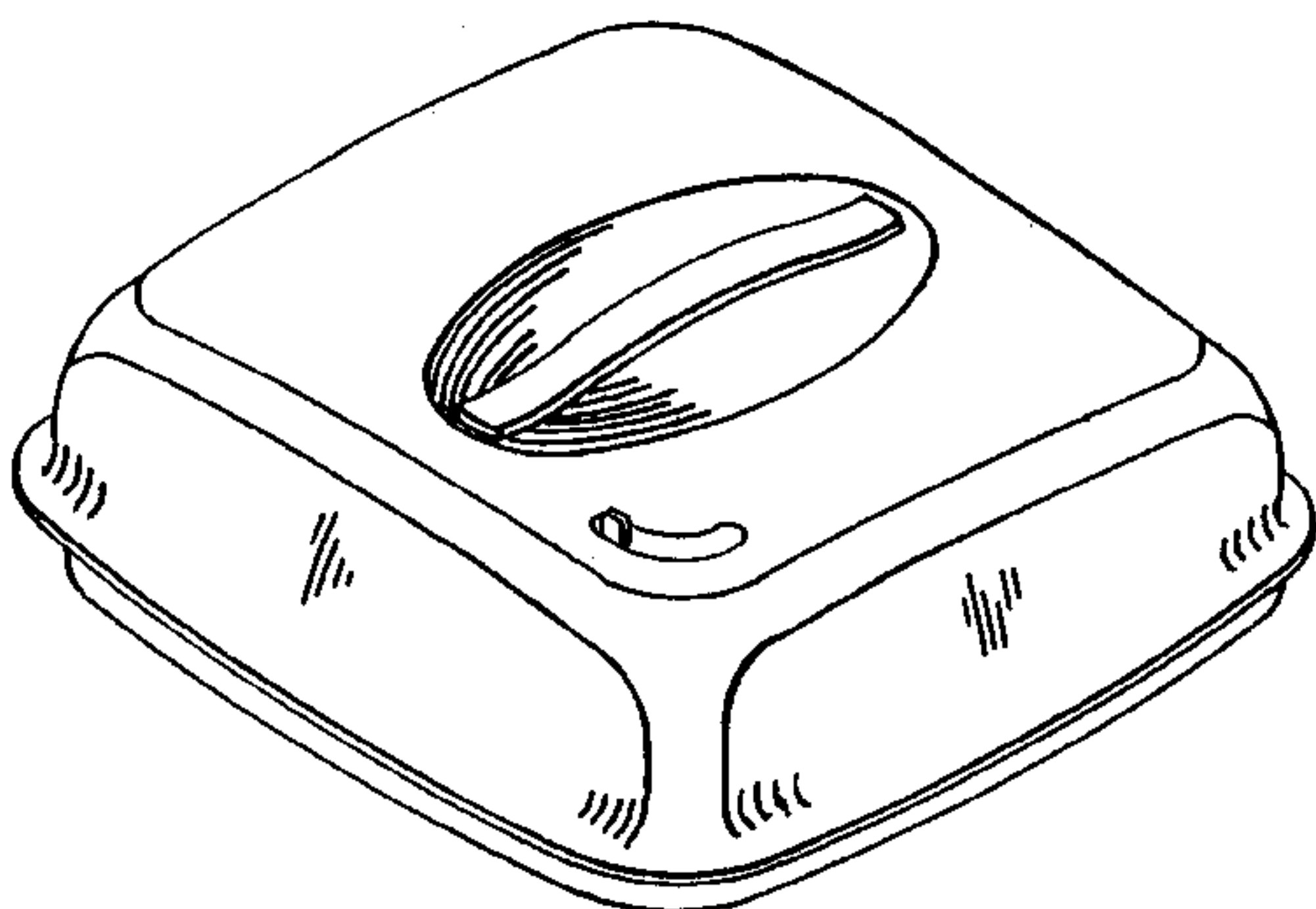
FIG. 8 is a right side elevational view thereof, the left side elevational view being a mirror image of the right side elevational view;

FIG. 9 is a top plan view thereof; and,

FIG. 10 is a bottom plan view thereof.

The broken lines in FIGS. 6 through 10 showing the vent slot, knob, and vent slot closure plate of the lid are used for illustrative purposes only and form no part of the claimed design.

1 Claim, 2 Drawing Sheets



US D441,599 S

Page 2

U.S. PATENT DOCUMENTS

D. 386,647 * 11/1997 Ho D7/360
D. 412,263 7/1999 Jozancy D7/354
D. 414,982 * 10/1999 Hopkins et al. D7/362
D. 423,281 * 4/2000 Mosionzhnik D7/391
D. 430,454 * 9/2000 Garber et al. D7/354
907,154 12/1908 Lewis 126/376
2,253,927 8/1941 Butler et al. .
2,605,382 7/1952 Kircher et al. .
2,978,564 4/1961 Blanding et al. .
3,681,568 8/1972 Schaefer .
4,013,869 3/1977 Orts .
4,210,072 7/1980 Pedrini 99/340
4,544,818 10/1985 Minamida .

5,656,188 8/1997 Janowiak et al. 99/340 X

OTHER PUBLICATIONS

See Information Disclosure Statement regarding offer for sale less than one year before filing of the parent application. Front and rear covers and pp. 250–253 of “96–97 Jewelry, Gift and Home Catalog” published by Service Merchandise Co., Inc.
Front and rear cover and pp. 200 & 201 of “General Merchandise Catalog 1990/1991” published by Best Products Co., Inc.

* cited by examiner

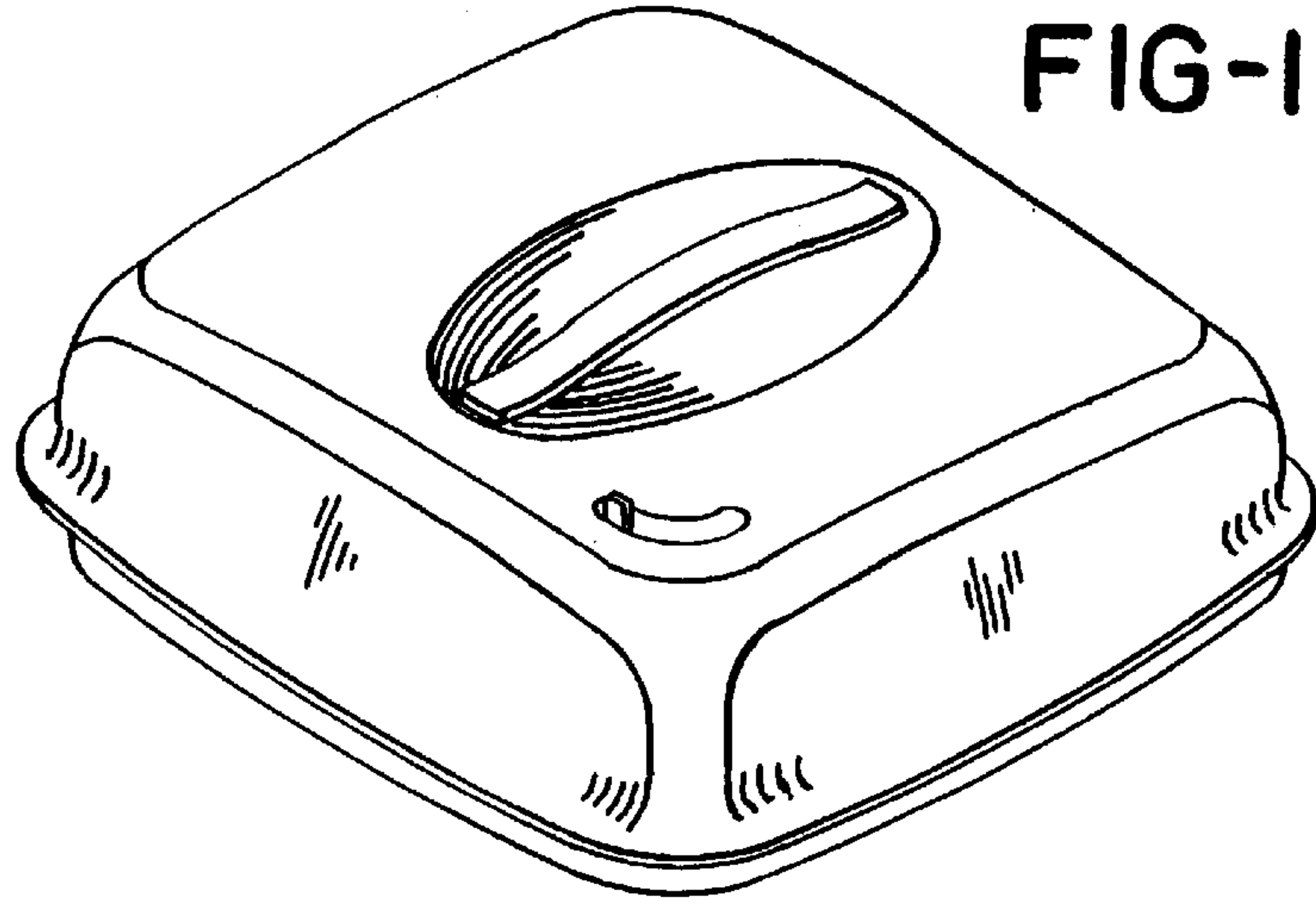


FIG-2



FIG-3



FIG-4

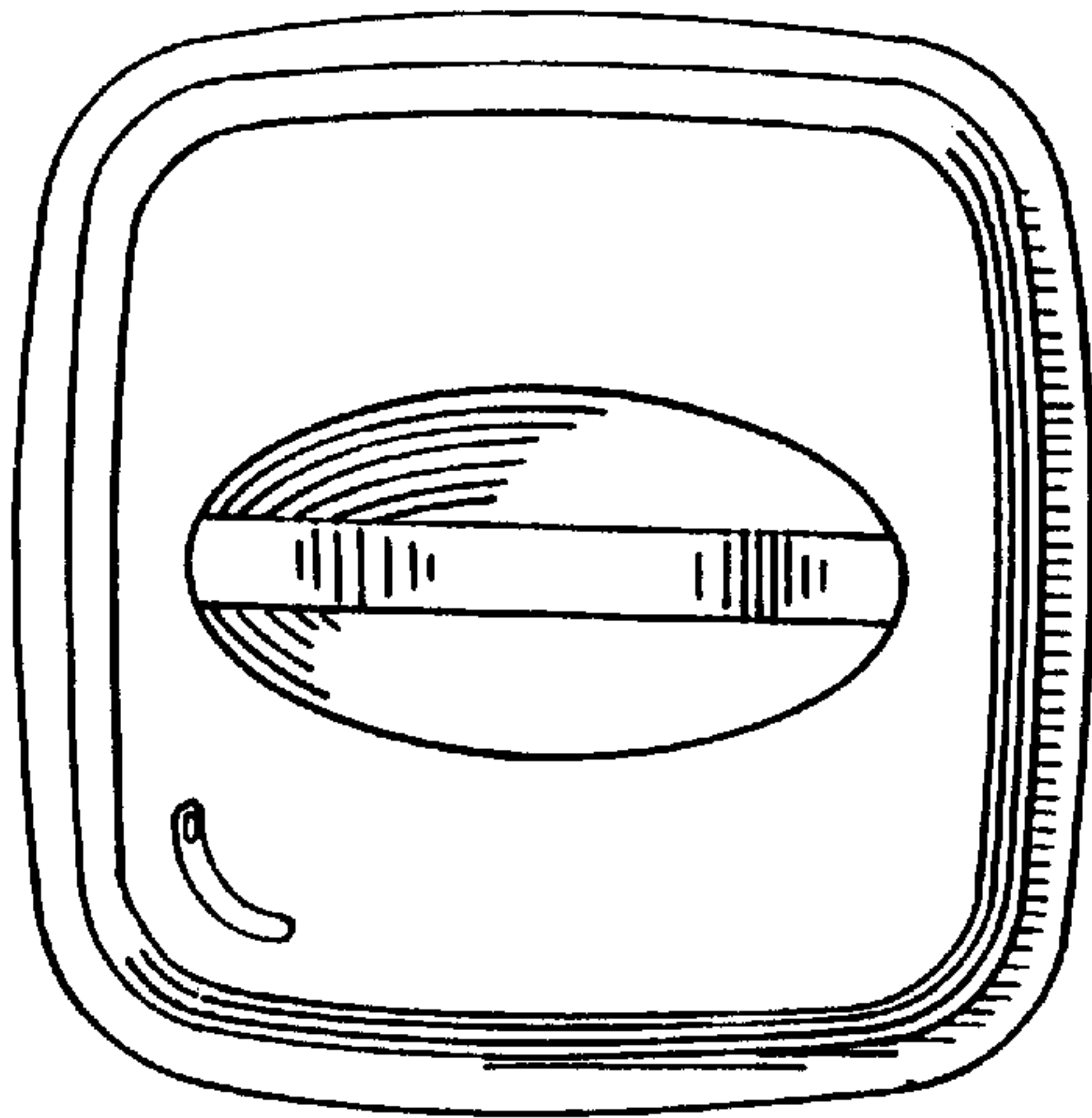
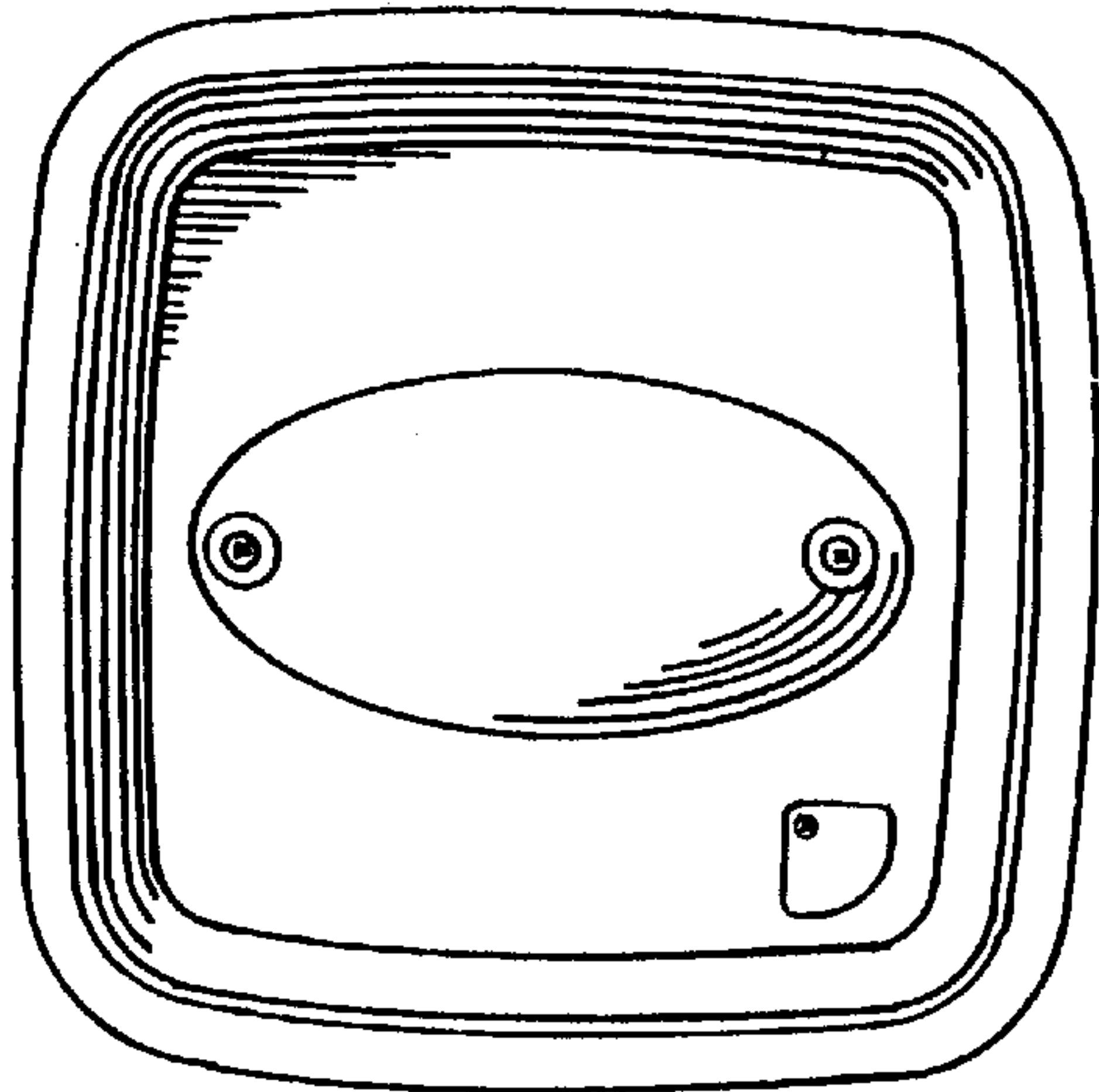


FIG-5



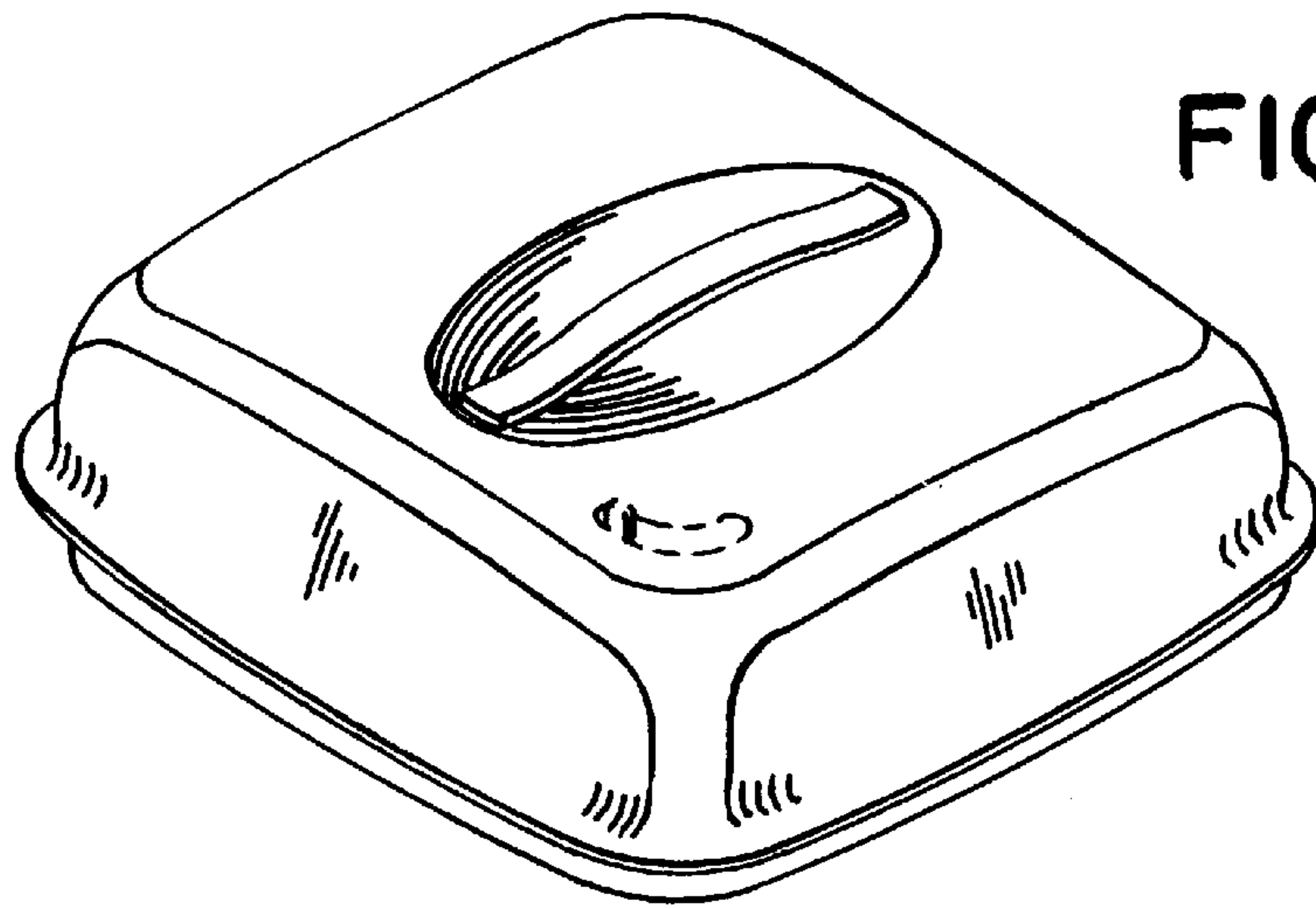


FIG-6

FIG-7



FIG-8




FIG-9

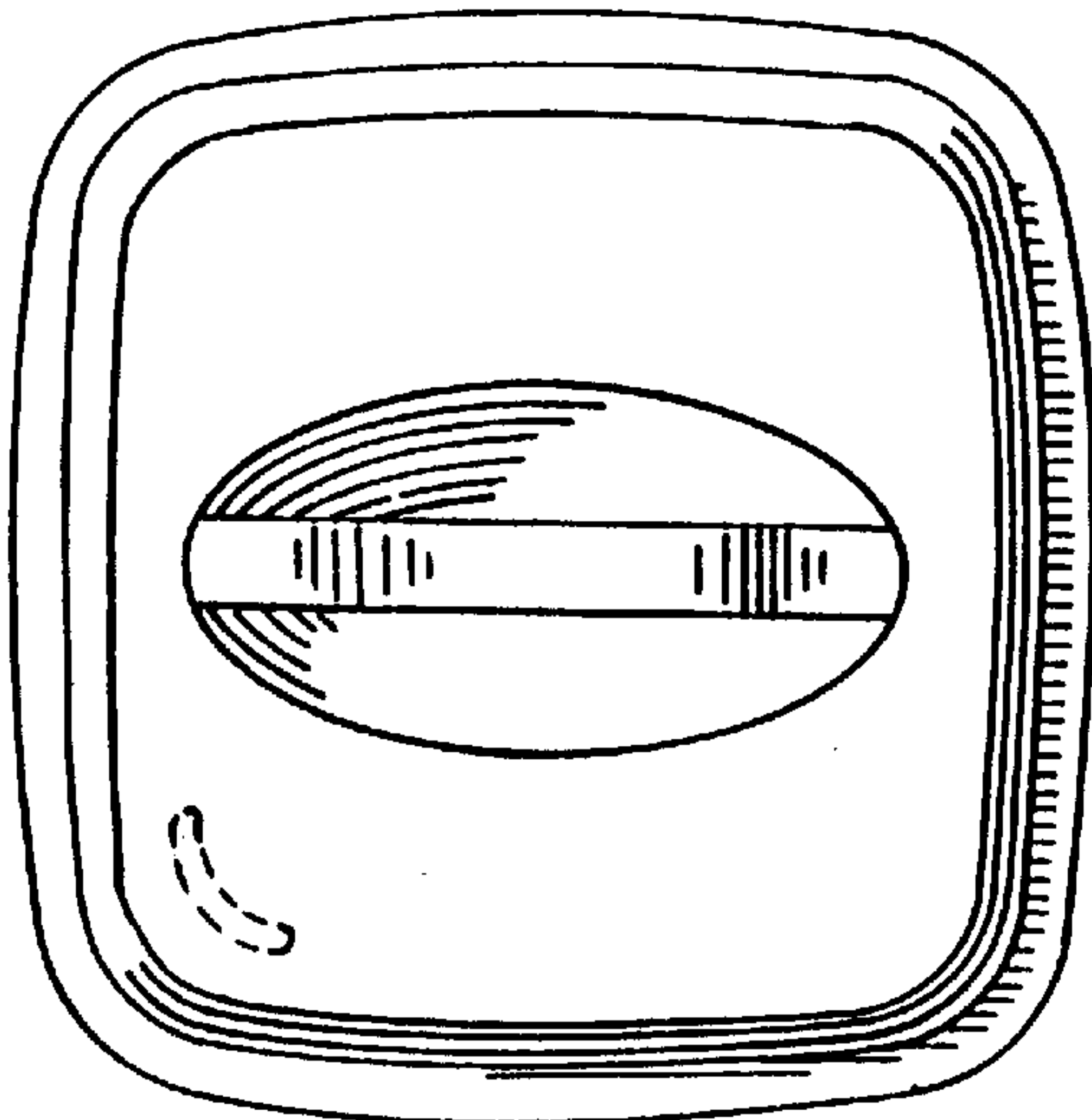


FIG-10

