



US00D441590S

(12) **United States Design Patent**
Hartstone

(10) **Patent No.:** **US D441,590 S**

(45) **Date of Patent:** **** May 8, 2001**

(54) **HOLDING DEVICE**

(75) **Inventor:** **Mark Gregory Hartstone**, Auckland (NZ)

(73) **Assignee:** **The CD Storage Company Limited**, Auckland (NZ)

(**) **Term:** **14 Years**

(21) **Appl. No.:** **29/110,159**

(22) **Filed:** **Sep. 1, 1999**

(30) **Foreign Application Priority Data**

Mar. 1, 1999 (NZ) 30022

(51) **LOC (7) Cl.** **06-04**

(52) **U.S. Cl.** **D6/626; D6/407; D19/32**

(58) **Field of Search** **D6/407, 626, 627; D19/3, 26, 32, 33; 206/308.1, 308.3, 307.1, 424, 484.2**

(56) **References Cited**

U.S. PATENT DOCUMENTS

D. 377,434 * 1/1997 Hammond D6/626

D. 387,217 * 12/1997 Lakoski et al. D6/407
4,084,691 * 4/1978 Leedom 206/313
4,736,840 * 4/1988 Deiglmeier 206/308.1
5,322,162 * 6/1994 Melk 206/310
5,706,938 * 1/1998 Niehaus 206/308.1

* cited by examiner

Primary Examiner—Susan J. Lucas

Assistant Examiner—Clare E. Heflin

(74) *Attorney, Agent, or Firm*—Young & Thompson

(57) **CLAIM**

The ornamental design for a holding device, as shown and described.

DESCRIPTION

FIG. 1 is a perspective view of a holding device showing my new design;

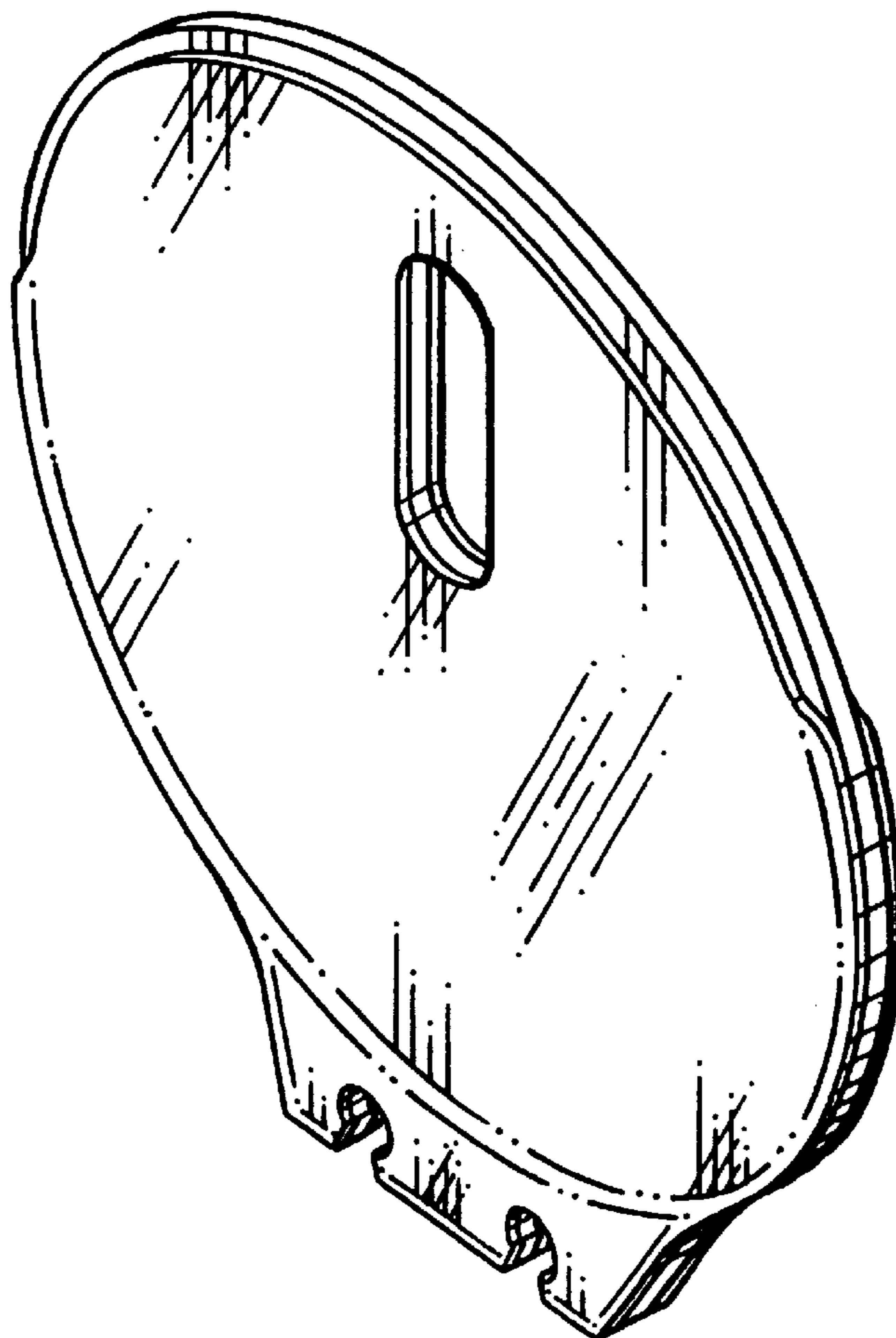
FIG. 2 is an elevational view thereof, the side opposite that shown in FIG. 1 being identical thereto;

FIG. 3 is a view from the top of FIG. 2;

FIG. 4 is a view from the right side of FIG. 2, the view from the left side of FIG. 2 being identical thereto; and,

FIG. 5 is a view from the bottom of FIG. 2.

1 Claim, 2 Drawing Sheets



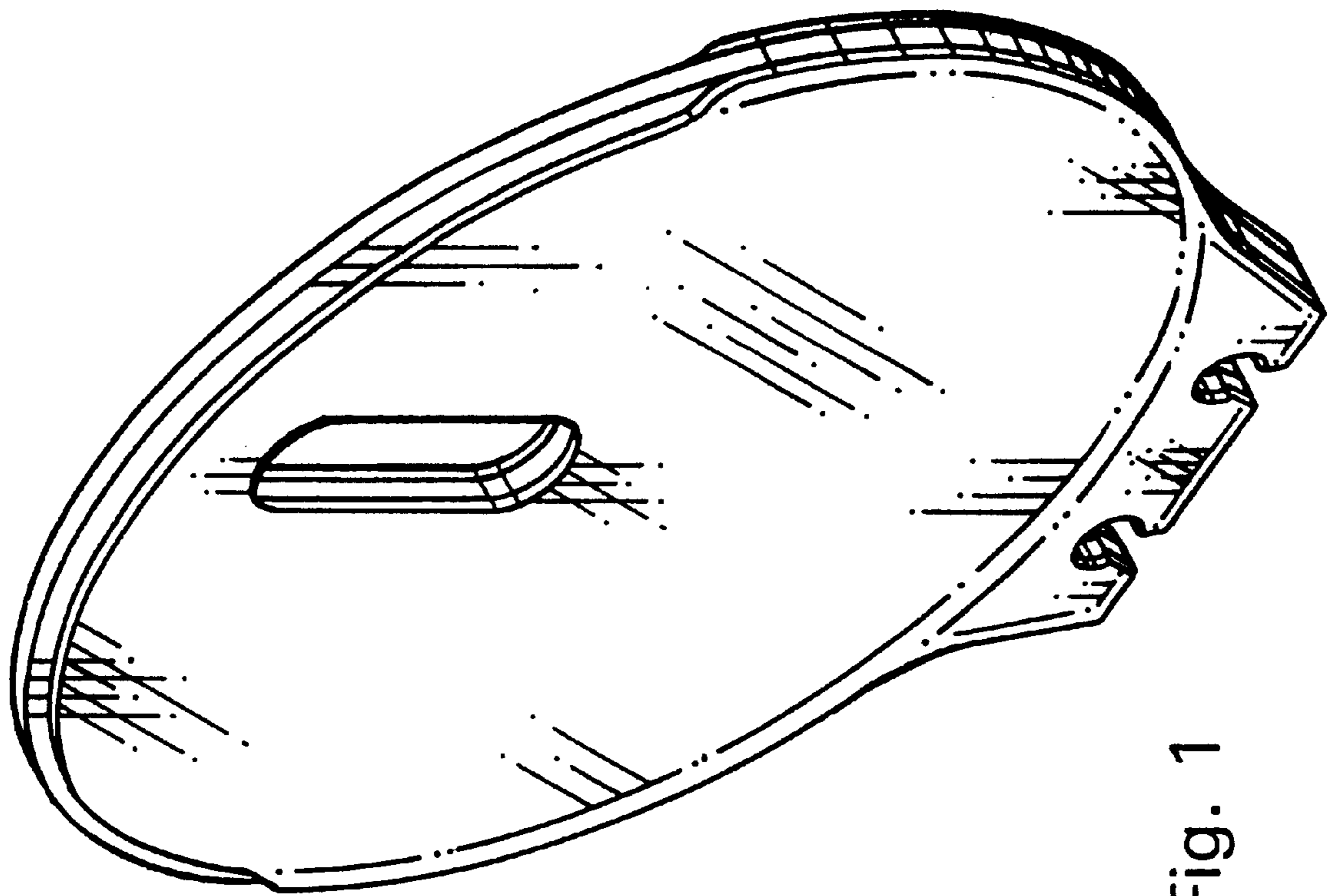


Fig. 1

Fig. 3

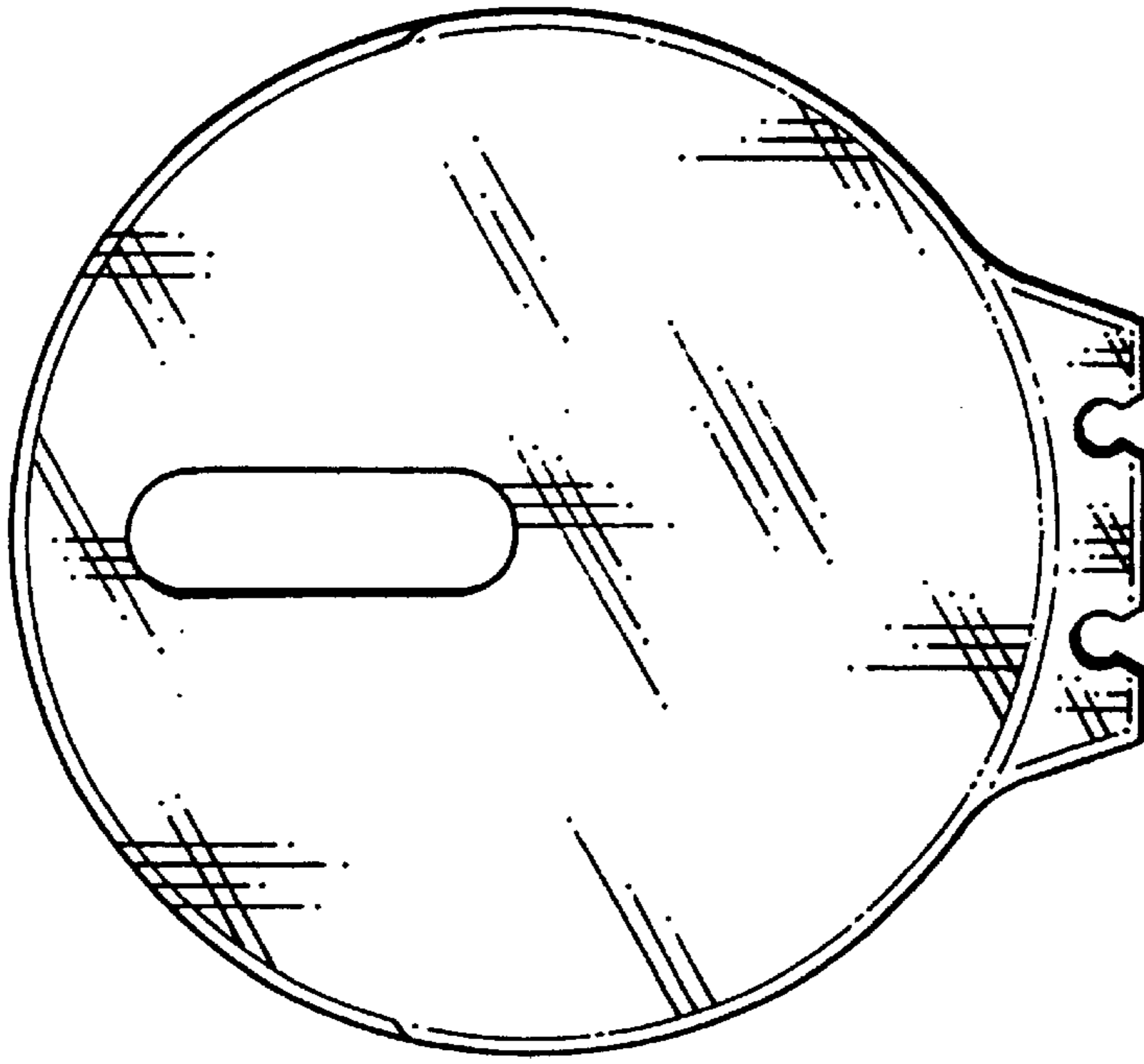


Fig. 2

Fig. 4




Fig. 5

