



US00D441589S

(12) **United States Design Patent**
Hartstone

(10) **Patent No.:** **US D441,589 S**

(45) **Date of Patent:** **** May 8, 2001**

(54) **HOLDING DEVICE**

(75) **Inventor:** **Mark Gregory Hartstone, Auckland (NZ)**

(73) **Assignee:** **The CD Storage Company Limited, Auckland (NZ)**

(**) **Term:** **14 Years**

(21) **Appl. No.:** **29/110,158**

(22) **Filed:** **Sep. 1, 1999**

(30) **Foreign Application Priority Data**

Mar. 1, 1999 (NZ) 30023

(51) **LOC (7) Cl.** **06-04**

(52) **U.S. Cl.** **D6/626; D6/407; D19/32**

(58) **Field of Search** **D6/407, 626, 627; D19/3, 26, 32, 33; 206/308.1, 424, 484.2, 307.1, 308.3**

(56) **References Cited**

U.S. PATENT DOCUMENTS

D. 329,943 * 10/1992 Laszlo D6/626
D. 333,610 * 3/1993 Oshry et al. D9/306

D. 347,994 * 6/1994 Hammond D9/306
D. 377,434 * 1/1997 Hammond D6/626
D. 382,797 * 8/1997 House D9/433
D. 388,468 * 12/1997 Rife D20/43
5,392,913 * 2/1995 Merrick 206/454

* cited by examiner

Primary Examiner—Susan J. Lucas

Assistant Examiner—Clare E. Heflin

(74) *Attorney, Agent, or Firm*—Young & Thompson

(57) **CLAIM**

The ornamental design for a holding device, as shown and described.

DESCRIPTION

FIG. 1 is a perspective view of a holding device showing my new design.

FIG. 2 is an elevational view thereof, the side opposite that shown in FIG. 2 being identical thereto;

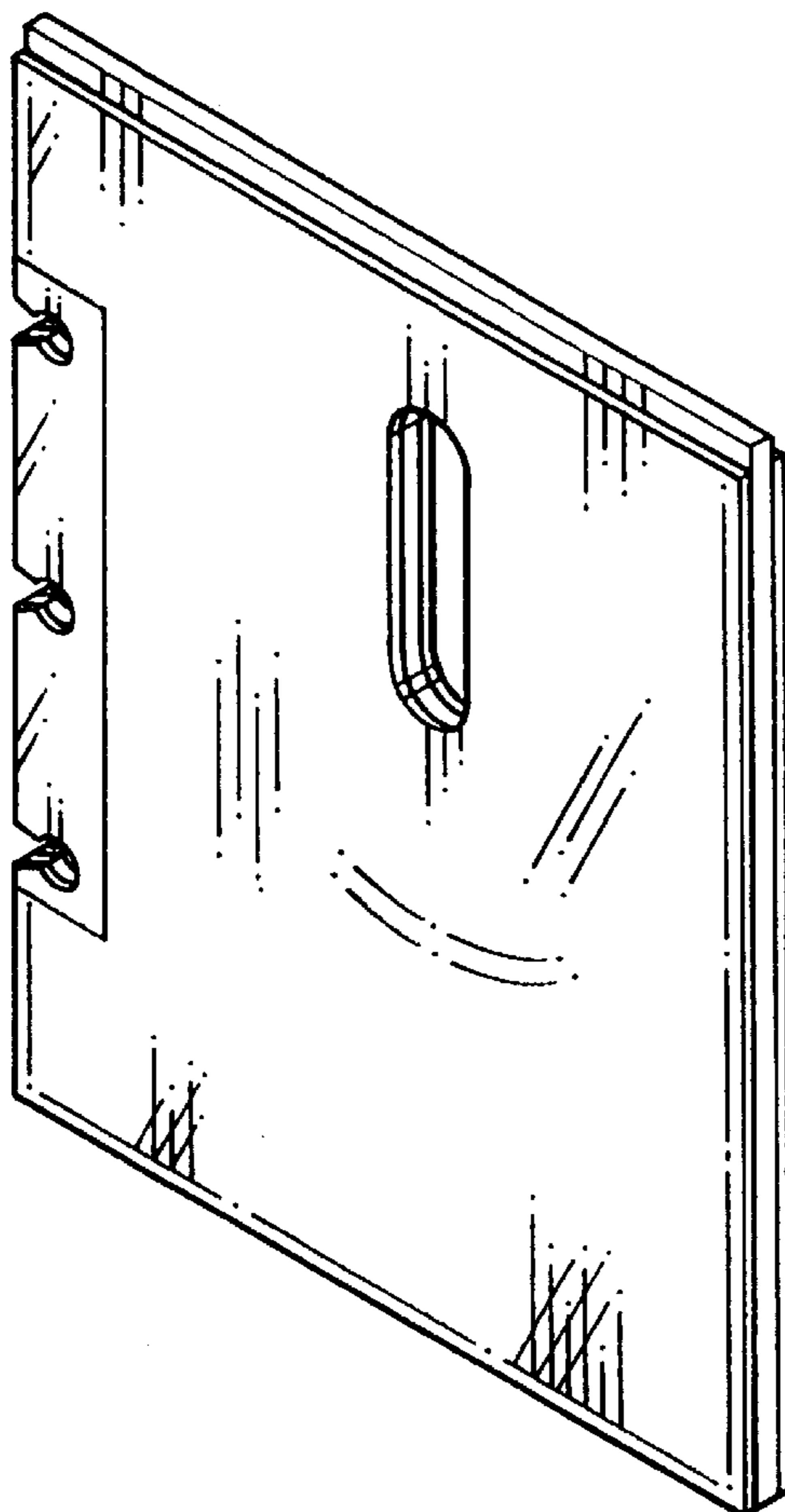
FIG. 3 is a view from the top of FIG. 2;

FIG. 4 is a view thereof from the right of FIG. 2;

FIG. 5 is a view thereof from the left of FIG. 2; and,

FIG. 6 is a view thereof from the bottom of FIG. 2.

1 Claim, 2 Drawing Sheets



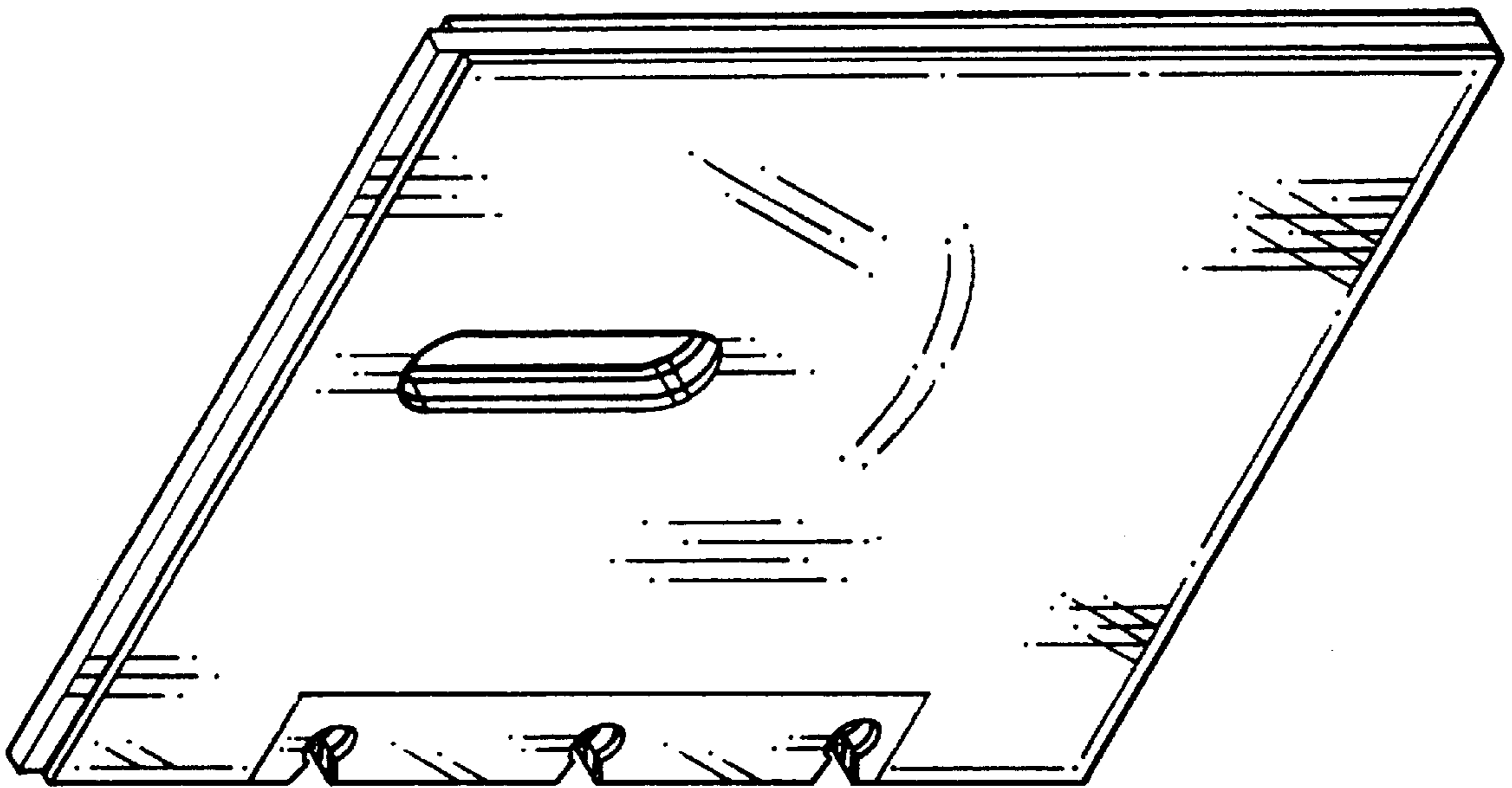


Fig. 1



Fig. 3

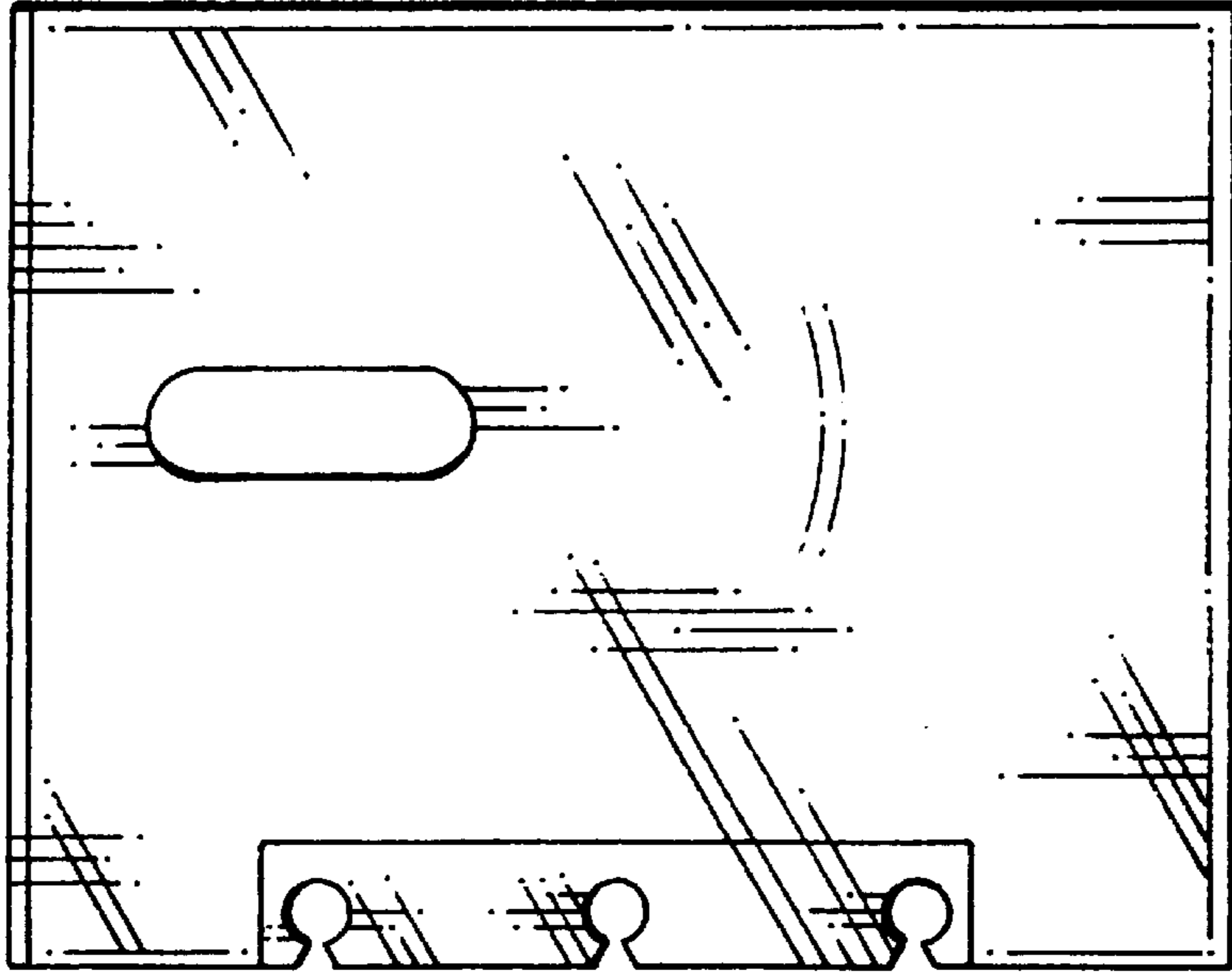


Fig. 2



Fig. 5

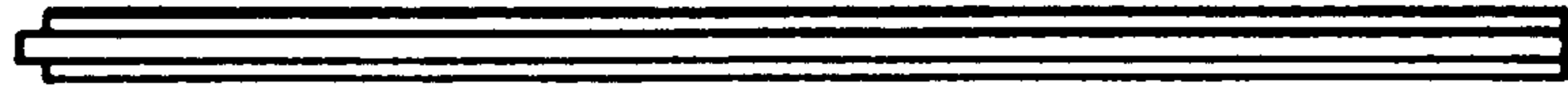


Fig. 4



Fig. 6