



US00D441575S

(12) **United States Design Patent** (10) **Patent No.:** **US D441,575 S**  
**Ambrosio** (45) **Date of Patent:** **\*\* May 8, 2001**

(54) **INTERCHANGEABLE SEAT BACK LAMINATE PANEL**

Bar stool, no page #, Shelby Williams Industries, Inc. brochure, 1985.\*

(75) Inventor: **Neil Ambrosio**, Sunrise, FL (US)

McGuire, circle 533, p. 115, Interior Design Winter 1989.\*

(73) Assignee: **Miami Metal Products, Inc.**, Miami, FL (US)

Chair with round backrest on top, p. 152, Schoner Wohn magazine, Jun. 1987.\*

(\*\*) Term: **14 Years**

1030 Fanback Barstool, 1032 Cushion Back barstool, 1033 Cushion Back Barstool Swivel, 1031 Fanback Barstool Swivel, p. 5, US Seating Product brochure, Mar. 1, 1989.\*

(21) Appl. No.: **29/109,472**

(22) Filed: **Aug. 16, 1999**

\* cited by examiner

(51) **LOC (7) Cl.** ..... **06-06**

(52) **U.S. Cl.** ..... **D6/502**

(58) **Field of Search** ..... D6/334, 339, 348,  
D6/360, 374, 379, 380, 500, 501, 502;  
297/452.38

*Primary Examiner*—Doris V. Coles

*Assistant Examiner*—Mimosa De

(56) **References Cited**

(57) **CLAIM**

The ornamental design for an interchangeable seat back laminate panel, as shown and described.

**U.S. PATENT DOCUMENTS**

**DESCRIPTION**

- D. 108,750 \* 3/1938 Michelson ..... D6/380
- D. 141,550 \* 6/1945 Edelson ..... D6/348
- D. 289,469 \* 4/1987 Tonon ..... D6/379
- D. 320,895 \* 10/1991 Frinier ..... D6/379
- D. 331,157 \* 11/1992 Bennett ..... D6/379
- D. 331,669 \* 12/1992 Citterio ..... D6/379
- D. 332,531 \* 1/1993 Guion ..... D6/379
- D. 347,739 \* 6/1994 Beaulieu ..... D6/360
- D. 350,443 \* 9/1994 Lowsky ..... D6/379
- D. 373,908 \* 9/1996 Morgan ..... D6/339
- D. 381,828 \* 8/1997 Kemnitzer ..... D6/379
- D. 395,760 \* 7/1998 Hickey ..... D6/360
- D. 418,338 \* 1/2000 Livieratos ..... D6/502

FIG. 1 is a rear perspective view of an interchangeable seat back laminate panel showing my new design;

FIG. 2 is a greatly enlarged cross sectional view thereof taken along line 2—2 in FIG. 1, it being understood that the panel has been broken away in the middle for convenience of illustration; and,

FIG. 3 is an enlarged rear elevational view thereof.

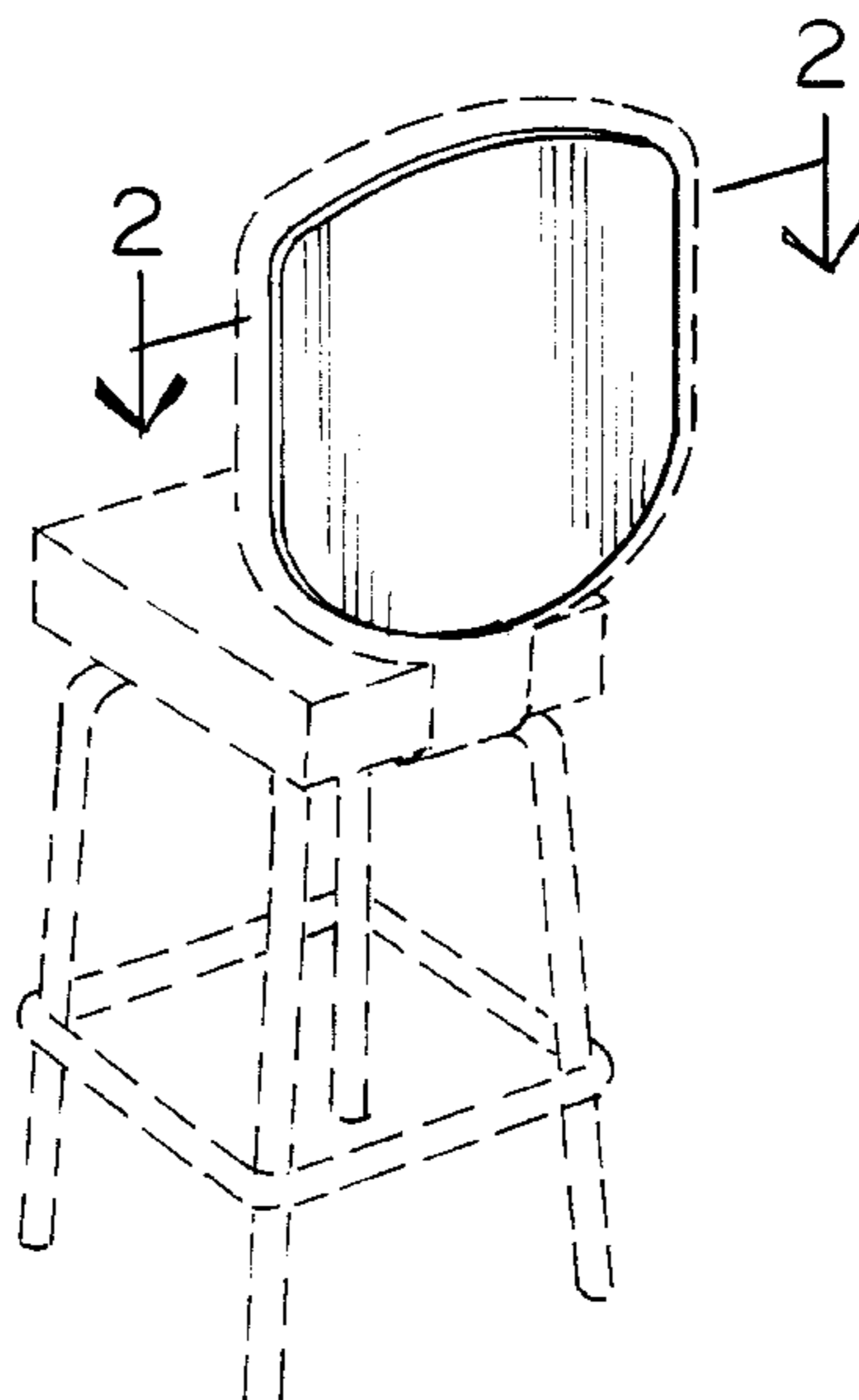
The broken line showing the environmental structure in FIGS. 1 and 2 of the drawing is for illustrative purposes only and forms no part of the claimed design.

**OTHER PUBLICATIONS**

Four chairs at bottom of p. 92, Schoner Wohn magazine, Sep. 1988.\*

D-340, Hepplewhite Revolving Armchair, p. 12, Smith & Watson catalog, Jan. 1990.\*

**1 Claim, 1 Drawing Sheet**



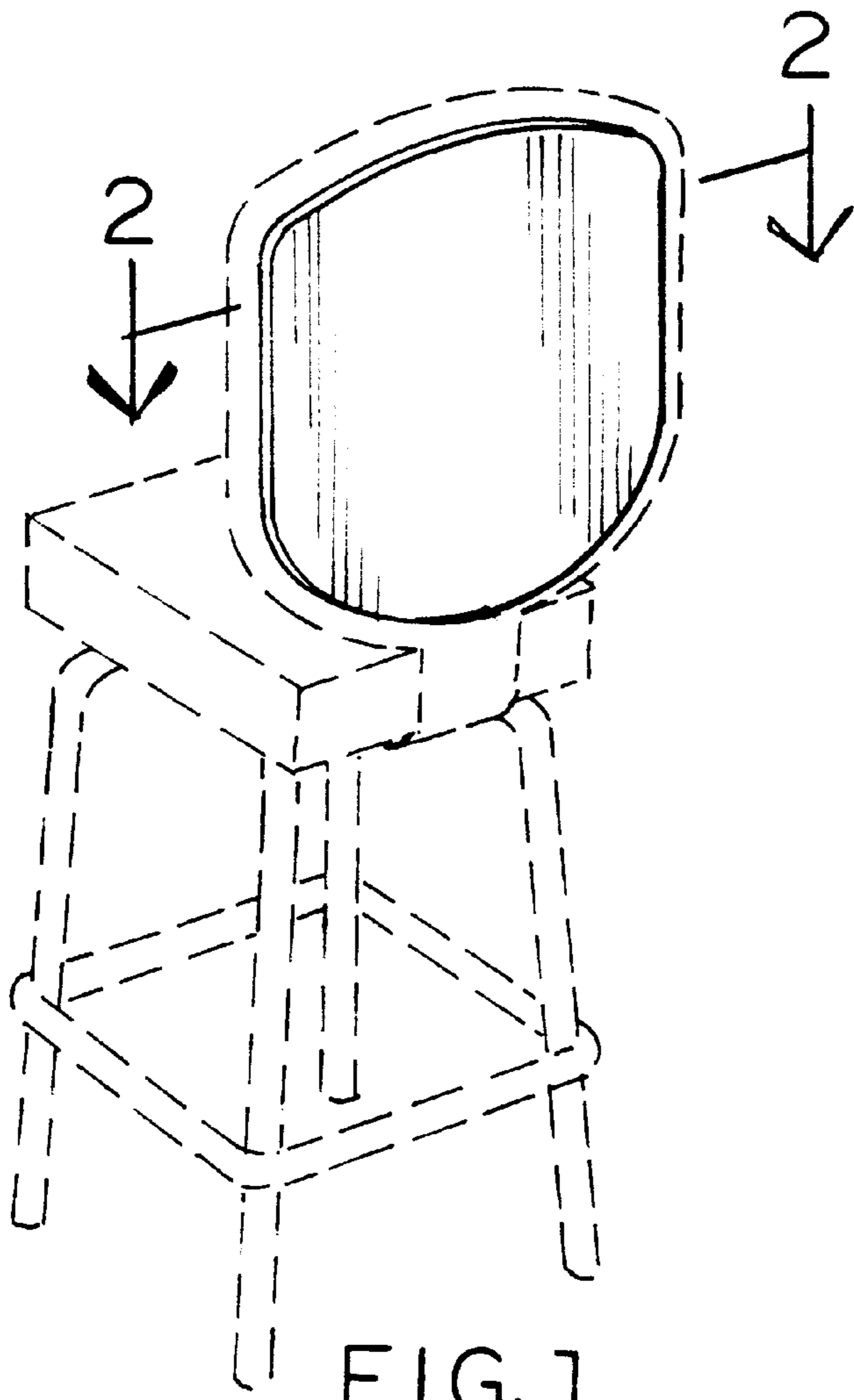


FIG. 1

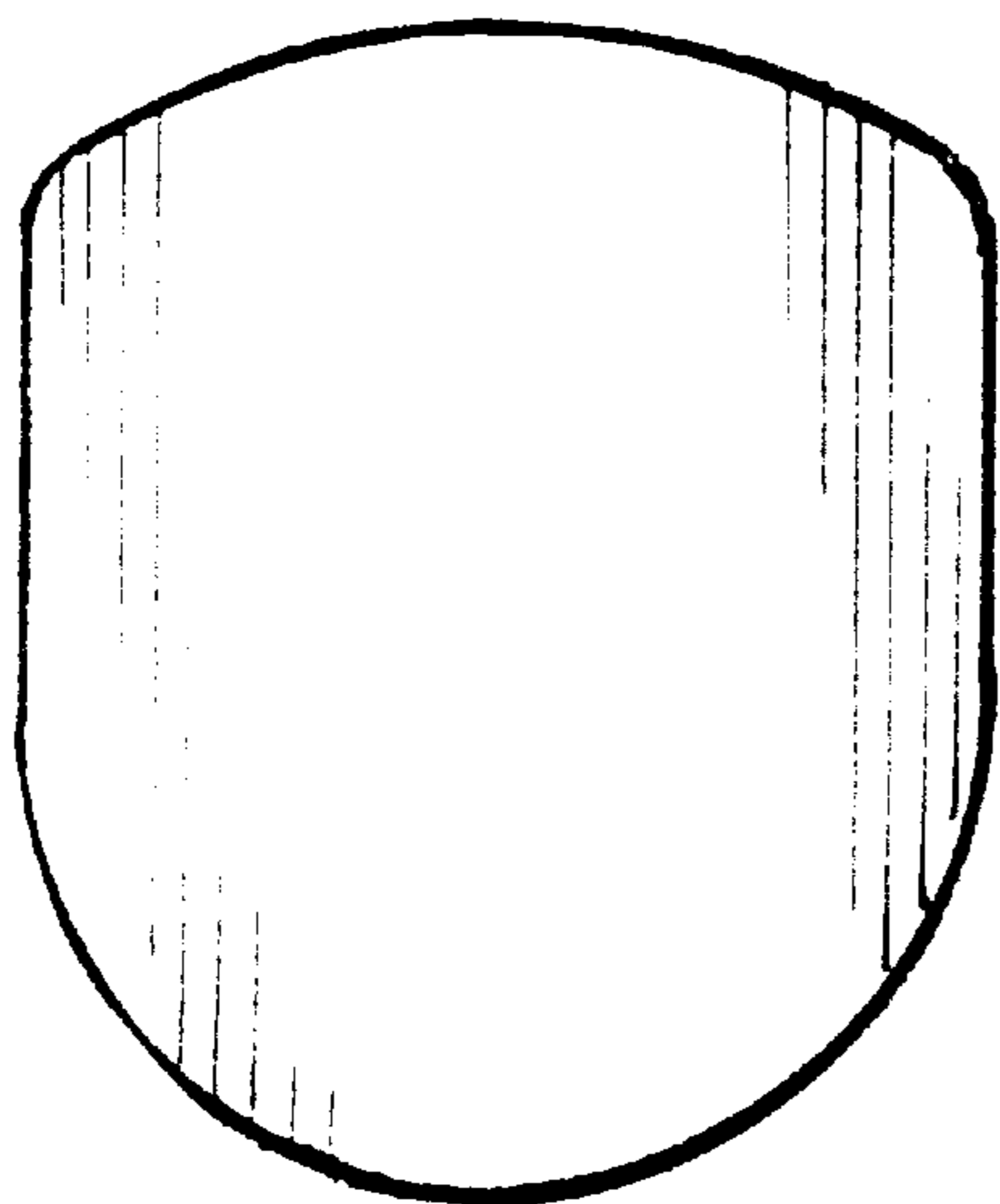


FIG. 3

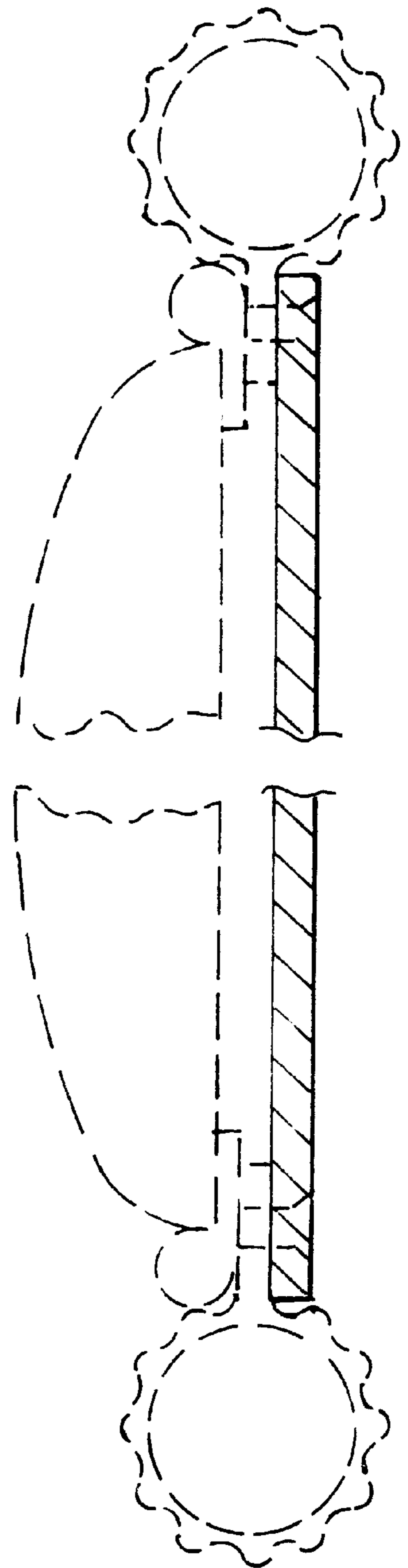


FIG. 2