



US00D441568S

(12) **United States Design Patent**
Masara

(10) **Patent No.:** **US D441,568 S**

(45) **Date of Patent:** **** May 8, 2001**

(54) **CABINET**

D. 401,780 * 12/1998 Simon et al. D6/445
D. 416,708 * 11/1999 Walker D6/429

(75) **Inventor:** **Suzuki Masara**, Brooklyn, NY (US)

OTHER PUBLICATIONS

(73) **Assignee:** **Donghia Furniture/Textiles Ltd.**, New York, NY (US)

Donghia Furniture Co., Ltd. brochure; entitled: "Hospitality Style"; on information and belief published and distributed publicly in 1998 over one year prior to the date of this application. (5 pages).

(**) **Term:** **14 Years**

* cited by examiner

(21) **Appl. No.:** **29/115,533**

Primary Examiner—Cathron Brooks

(22) **Filed:** **Dec. 15, 1999**

(74) *Attorney, Agent, or Firm*—Heslin & Rothenberg, P.C.

(51) **LOC (7) Cl.** **06-04**

(52) **U.S. Cl.** **D6/445**

(57) **CLAIM**

(58) **Field of Search** D6/429, 430, 432,
D6/440, 445, 446, 448; 312/33, 102, 114,
138.1, 204, 278, 279, 280, 281

The ornamental design for the cabinet, as shown and described.

DESCRIPTION

(56) **References Cited**

FIG. 1 is a top plan view of the cabinet comprising my new design;

U.S. PATENT DOCUMENTS

FIG. 2 is a front elevational view thereof;

D. 139,268 * 10/1944 Reinecke D6/446

FIG. 3 is a right side elevational view thereof; and,

D. 217,558 * 5/1970 Hamilton et al. D6/446

FIG. 4 is a left side elevational view thereof.

D. 229,140 * 11/1973 Peckenpaugh D6/446

The broken lines are for illustrative purposes and form no part of the claimed design.

D. 265,957 * 8/1982 Wolf et al. D6/446

D. 334,490 * 4/1993 Johnson D6/430

D. 378,030 * 2/1997 Palka D6/445

D. 378,880 * 4/1997 Palka D6/445

1 Claim, 2 Drawing Sheets

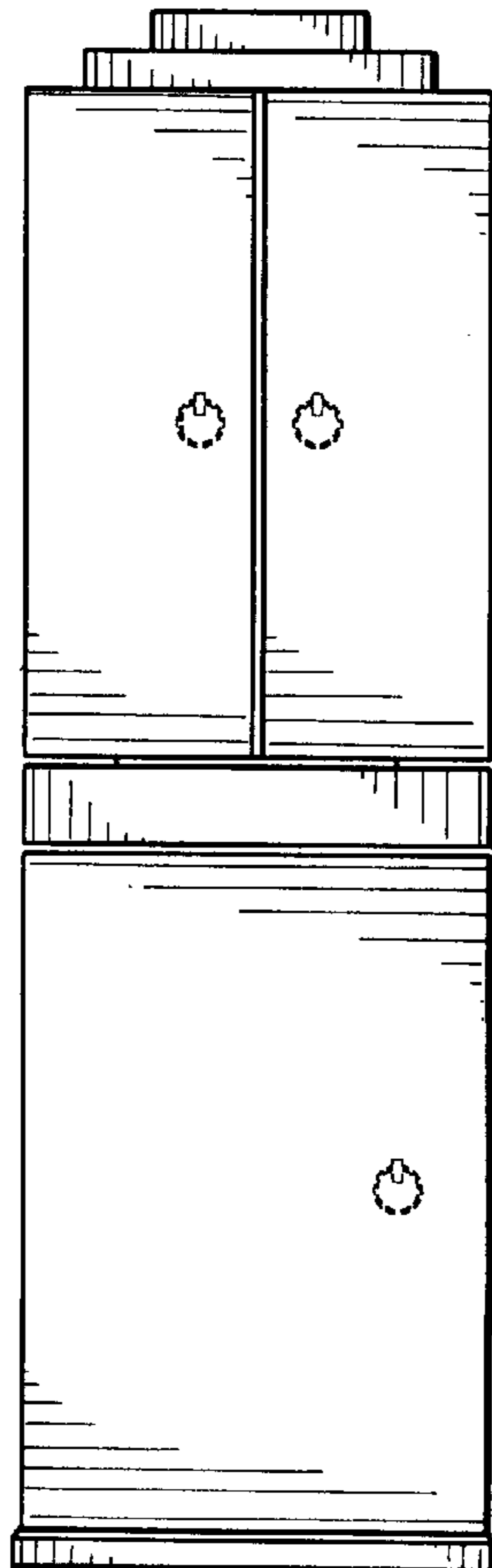


FIG. 1

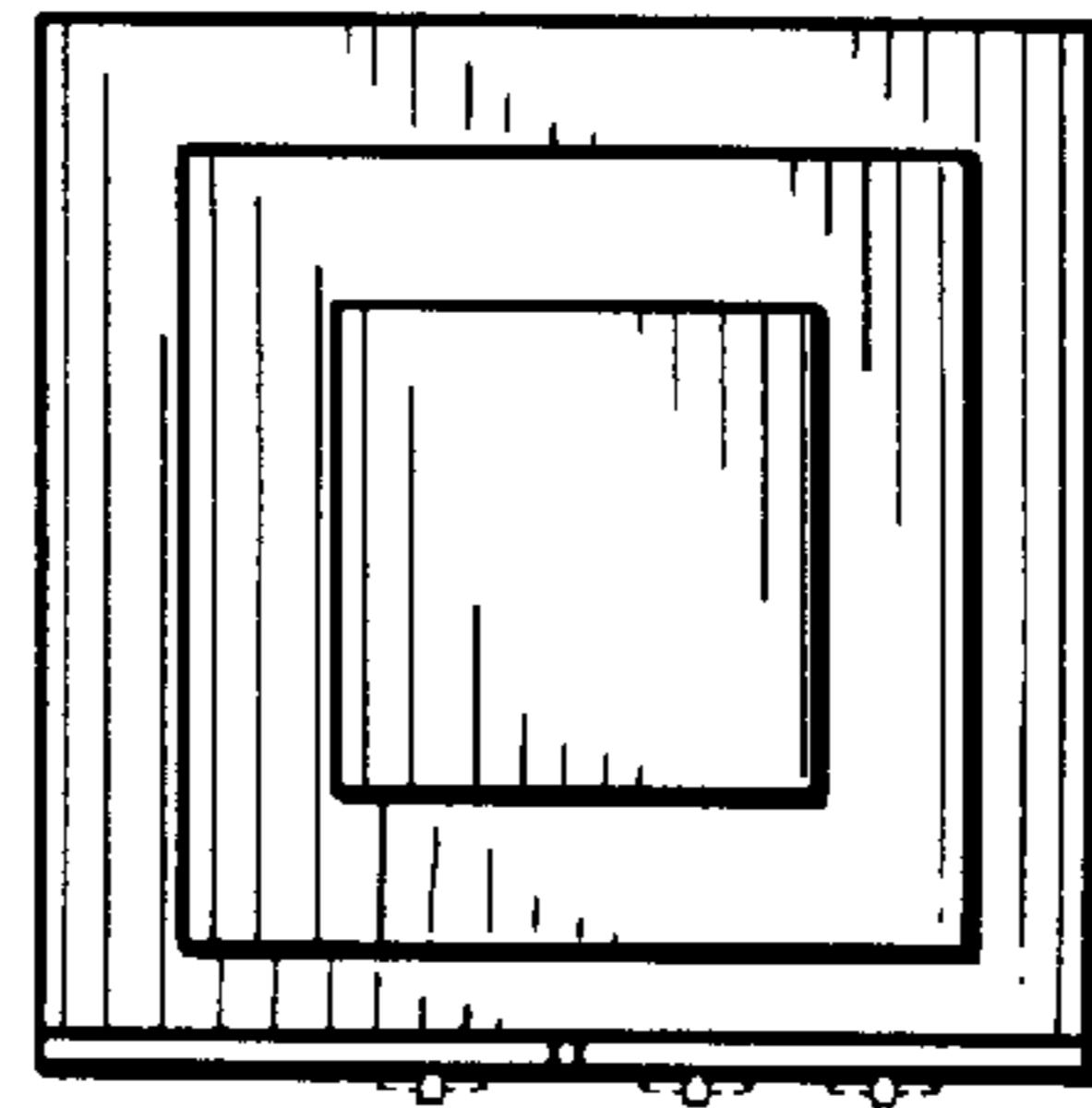


FIG. 2

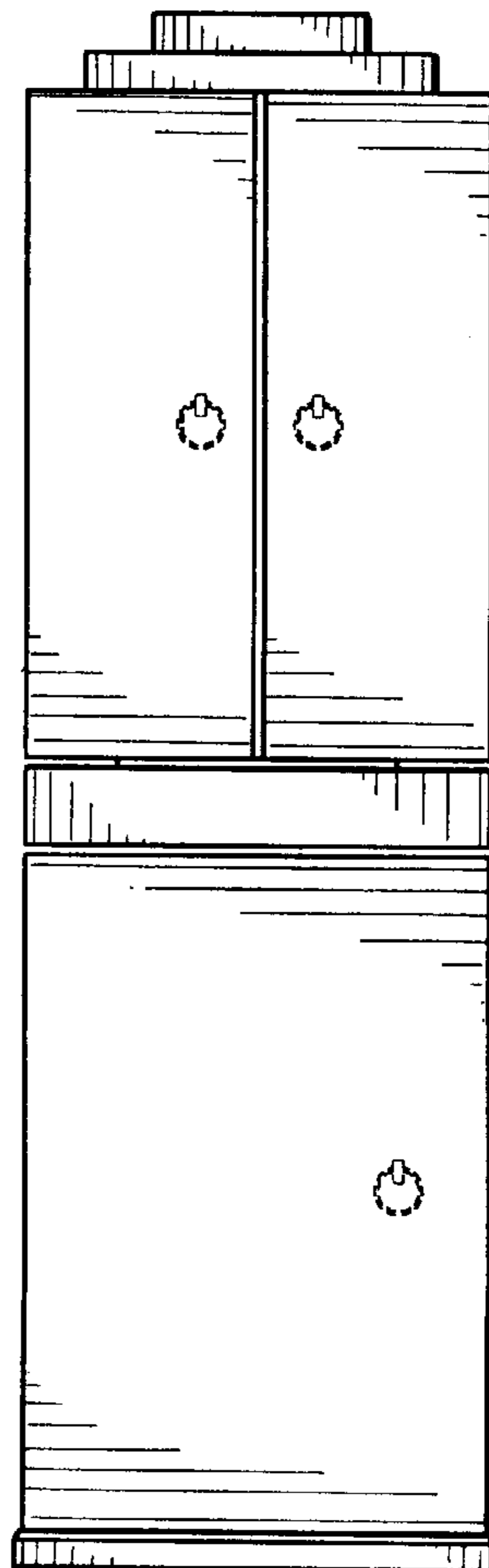


FIG.3

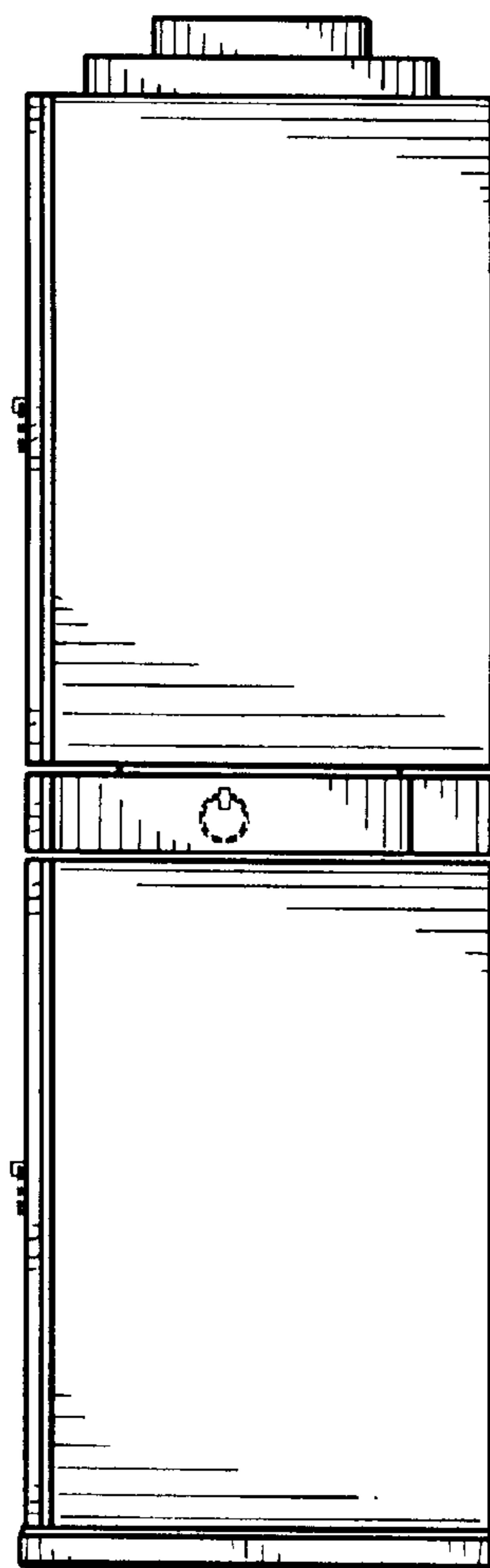


FIG.4

