



US00D441560S

(12) **United States Design Patent**
McDaniel et al.

(10) **Patent No.:** **US D441,560 S**

(45) **Date of Patent:** **** May 8, 2001**

(54) **BED**

D. 420,234 2/2000 Zaidman D6/505

(75) Inventors: **Thomas M. McDaniel; D. Scott Coley,**
both of Morganton, NC (US)

OTHER PUBLICATIONS

Pennsylvania House, Jun. 1994, p. 123, canopy bed at bottom left.*

(73) Assignee: **Bernhardt, L.L.C.,** Lenoir, NC (US)

Furniture Today, Oct. 23, 1995, p. 150, Corsican bed at bottom.*

(**) Term: **14 Years**

* cited by examiner

(21) Appl. No.: **29/131,031**

Primary Examiner—Janice E. Seeger

(22) Filed: **Oct. 13, 2000**

(74) *Attorney, Agent, or Firm*—Rhodes & Mason, PLLC

(51) **LOC (7) Cl.** **06-01**

(57) **CLAIM**

(52) **U.S. Cl.** **D6/393**

The ornamental design for a bed, as shown and described.

(58) **Field of Search** D6/382–389, 392–395,
D6/505–508; 5/53.1, 279.1, 280, 281, 907,
310

DESCRIPTION

(56) **References Cited**

U.S. PATENT DOCUMENTS

D. 24,302	*	5/1895	Wiessner	D6/393
D. 25,996		9/1896	McKaig	.	
D. 27,315		7/1897	Gibson	.	
D. 30,017		1/1899	Wiessner	.	
D. 33,961		1/1901	Frank	.	
D. 215,804		11/1969	Chapin	D6/1
D. 417,089		11/1999	McDaniel et al.	D6/389
D. 418,691		1/2000	O'Hare	D6/389
D. 419,329		1/2000	Cain	D6/389

FIG. 1 is a perspective view of a bed showing my new design;

FIG. 2 is a side view, the opposite side view being a mirror image thereof;

FIG. 3 is a front elevational view of the headboard thereof;


FIG. 4 is a front elevational view of the footboard thereof;

FIG. 5 is a front elevational view of the headboard and footboard; and,

FIG. 6 is a perspective view of the footboard from the inside.

The broken lines showing the bed rails is for illustrative purposes only and forms no part of the claimed design.

1 Claim, 6 Drawing Sheets






FIG. 1

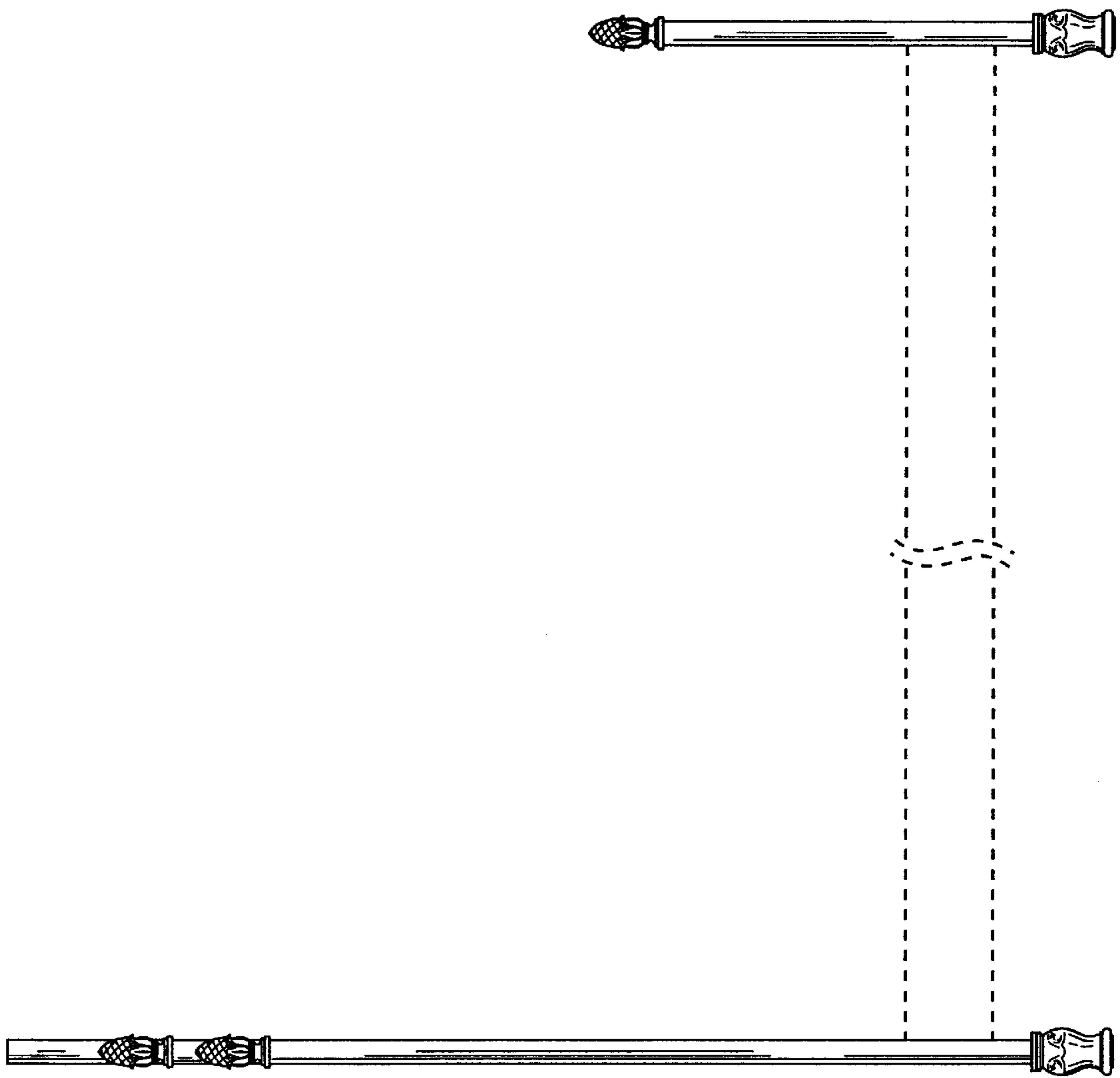


FIG. 2




FIG. 3




FIG. 4

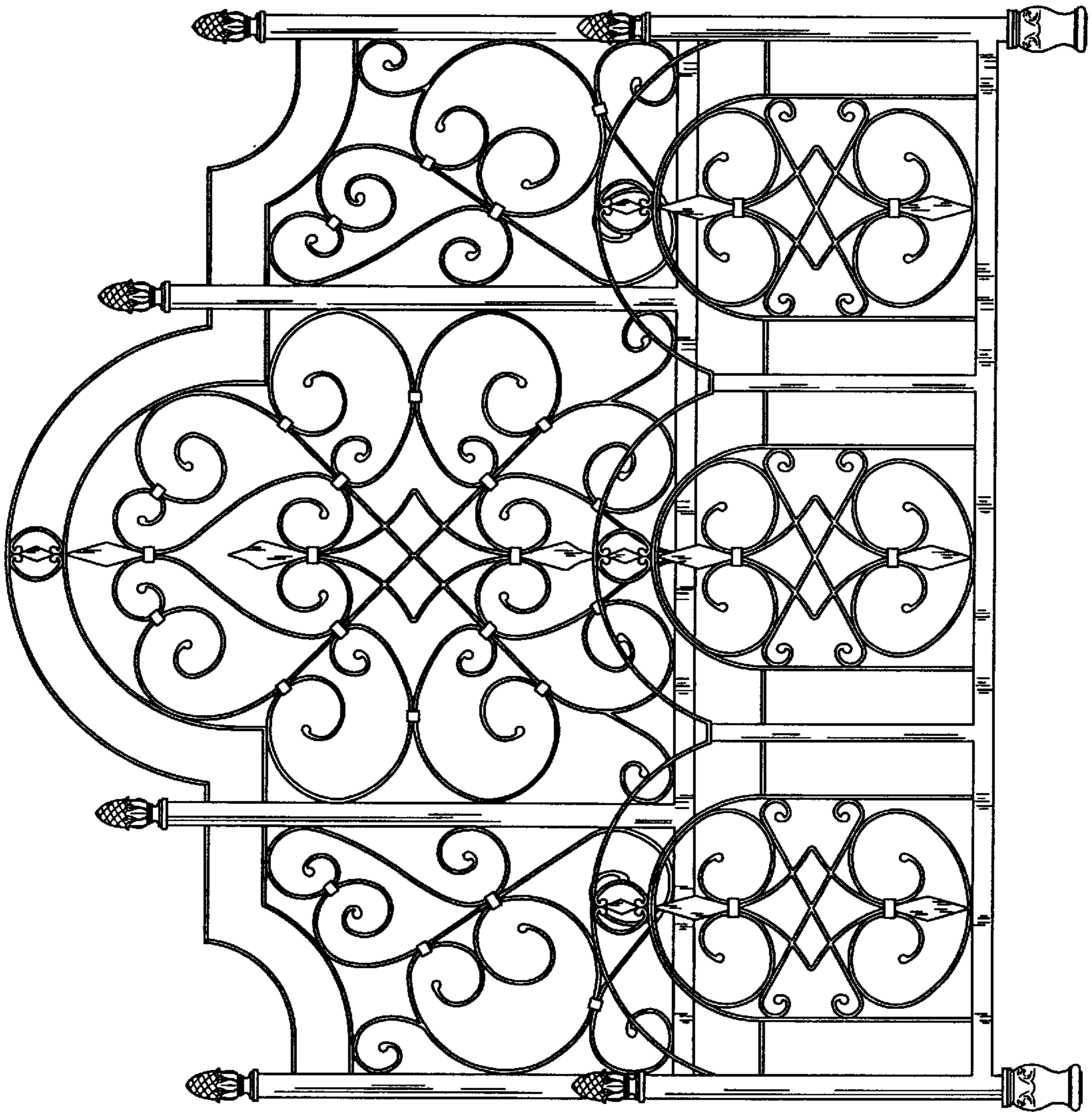


FIG. 5




FIG. 6